



Vertical text or markings on the right side of the page, possibly a page number or a reference code.




ORIGINAL

SPORTVAN


1975

SPORTVAN MODEL SELECTOR



Series	Model Number		Body Ordering Code	
	110' WB	125' WB	Sportvan	*Beauville Sportvan
G10	CG11006	CG11306	ZW9	E94
G20	CG21006	CG21306	ZW9	E94
G30	—	CG31306	ZW9	E94

*125" Wheelbase models only.



SPORTVAN

SPORTVAN—STANDARD MODEL—BODY ORDERING CODE ZW9

The standard model includes the following items as standard equipment




EXTERIOR

- **Bumpers:** Front and rear; painted white
- **Colors:** See Interior and Exterior Color Selection Chart
- **Doors:** RH and LH front side doors; RH sliding side load door; RH and LH rear load doors
- **Door Opening and Locking Methods:**
 - Front side doors: Outside pushbutton latch release in door handle with separate key lock; keyless outside locking
 - Sliding side load door: Turning outside handle counterclockwise releases both front and rear latches; to close door, reverse procedure; for opening and closing of door from inside, reverse outside procedure; door is locked from outside through a separate key lock
 - RH and LH rear doors: Pushbutton latch release in RH door handle opens door, and after opening RH door, LH door latch is released by lower inside lift handle; separate key lock cylinder in RH door
- **Glass:**
 - Windshield
 - RH and LH front side door drop glass and pivoting ventpanes
 - Double flip-out glass in sliding side door and same on opposite side; bright frames
 - Stationary glass in each rear-quarter window and rear door
- **Grille:** Painted; outer area white and inner area black with center-mounted Chevrolet emblem in bright trim and ochre paint fill. Headlamp bezels are painted white with black inner area
- **Horns:** Dual, electric, low- and high-note
- **Hub Caps:** Painted white with black and ochre trim
- **Keys:** Two-key system, with separate keys for ignition switch and door locks
- **Lights:**
 - Backup lamps: Two rear (integral with taillamps)
 - Combination parking/direction/hazard: Two front
 - Combination tail/stop/direction/hazard: Two rear
 - Headlamps: Two; Power Beam
 - License plate lamp: Single rear
 - Side marker lamps and reflectors: Two front and two rear
- **Mirrors:** RH and LH chrome; fixed arm with adjustable 4½" x 6" head
- **Nameplates:** Bright "Sportvan/Series" plates on front fenders; bright "Chevrolet" plate on LH rear door
- **Tools:** Mechanical jack and wheel wrench
- **Undercoating:** On body rocker panels, step panels, and wheelhouses
- **Wheels:** Painted white
- **Windshield Wipers and Washers:** Electric, 2-speed wipers with matte finish on exposed metal portions; coordinated washers

INTERIOR

- **Air Vents:** RH and LH; individually controlled
- **Armrests:** RH and LH side door and rear seat; padded
- **Ashtray:** In top of engine cover and in rear seat armrests; with covers
- **Coat Hook:** LH side
- **Colors:**
 - Painted areas: Same as exterior primary color choice
 - Interior trim: Coordinated with seat trim color choice
- **Door Locks:** Inside pushbutton lock/release (except rear doors)
- **Door Seals:** Latex foam rubber
- **Floor Covering:** Embossed black rubber mats; over entire floor area and front wheelhouses
- **Headliner:** Parchment-colored perforated hardboard; driver area
- **Heater and Defogger:** Deluxe-air
- **Instruments:**
 - Gauges: Speedometer, odometer, and fuel
 - Switches: Main, for control of exterior lights, instrument lights and dome lights; wiper-washer; headlight beam (foot); ignition; direction signal (with lane change position); hazard warning; heater fan
 - Warning lights: Generator, oil pressure, engine temperature, brake, direction/hazard signal, and high beam
- **Instrument Cluster Bright Trim:** Outer edge of face plate and instrument bezels
- **Instrument Panel Control Knobs:** Soft black plastic (except heater and wiper-washer controls); white graphic identification
- **Insulation and Sound Deadening Material:** Dash (firewall,) entire floor panel, engine cover extension, and between engine cover walls
- **Lights:** Instruments, front and rear dome with bright trim
- **Mirror:** 10", vinyl-edged prismatic
- **Safety Step Pads:** Front and sliding side door step panels
- **Seat Belts:** Pushbutton release; driver, front passenger and all center seat positions; outboard retractors for driver and front passenger
- **Seats:** Front, bucket driver and passenger; center, 3-passenger; all-vinyl trim; foam padded. See Interior and Exterior Color Selection Chart for color availability
- **Spare Tire Carrier:** RH rear side
- **Steering Wheel:** Oval 17" x 17½", black wheel with 2 spoke
- **Stowage Box:** On front face of engine cover; without doors
- **Sunshades:** RH and LH padded, color keyed
- **Trim Panels:** Painted metal with decorative embossments; front side doors and sliding side door



SPORTVAN

CUSTOM APPEARANCE EQUIPMENT OPTION—RPO Z61

This option includes all exterior items listed for the standard model plus the following additions or substitutions

EXTERIOR

- **Bright Appearance Items:**
 - "Custom Sportvan" nameplates, with series designation, on front fenders
 - Grille with black paint trim
 - Headlamp bezels with silver paint trim
 - Hub caps
 - Lower body side and rear moldings with black paint trim
 - Taillamp bezels




CUSTOM COMFORT AND CONVENIENCE EQUIPMENT OPTION—RPO Z62

This option includes all interior items listed for the standard model plus the following additions or substitutions

INTERIOR

- **Cigar Lighter**
- **Coat Hooks:** LH and RH side, above rear-quarter windows
- **Floor Covering:** Color-keyed rubber mats; for entire floor area, including front and rear wheelhouses
- **Headliner:** Two-piece, full-length with cloth fiber insulation, semi-rigid plastic foam, and soft plastic foam layers over a parchment colored perforated vinyl skin.
- **Spare Tire Cover:** Black vinyl
- **Trim Panels:** Color-keyed, vinyl-coated, embossed hardboard on doors and side panels



BEAUVILLE SPORTVAN MODEL—BODY ORDERING CODE E94

This model includes all items listed for the Custom Appearance and Custom Comfort and Convenience options plus the following additions or substitutions


EXTERIOR

- **Bright Appearance Items:**
 - "Beauville Sportvan" nameplates, with series designation, on front fenders
 - Front and rear bumpers
 - Windshield reveal molding
 - Trim for side marker lamps and reflectors
- **Special Side Marker Lamps and Reflectors:** RH and LH front and rear




INTERIOR

- **Bright Appearance Items:**
 - "Beauville" nameplate with woodgrain insert; on RH side of instrument panel
 - Trim on door and sidewall trim panels
- **Floor Covering:** Color-keyed carpeting; over entire floor area including front and rear wheelhouses
- **Instrument Cluster Face Plate:** Woodgrain trimmed
- **Insulation:** On front and rear wheelhouses and underside of instrument panel crown
- **Seats:** High-backed driver and front passenger bucket seats, and standard center passenger seat with choice of: 1) buffalo hide grain vinyl trim in green or sand; or 2) striped nylon cloth/vinyl trim in blue, saddle, or red
- **Trim Panels:** Embossed, color-keyed vinyl with woodgrain inserts and bright trim on all doors and sidewalls; storage pockets on front door panels; closing strap on sliding side door



SPORTVAN

BODY CONSTRUCTION FEATURES



The all-steel, Chevy Van and Sportvan bodies feature body-frame integral construction for outstanding structural rigidity and excellent durability. The basic bodies of either the nominal 15 foot (110" WB) or 17 foot (125" WB) models are comprised of an underbody structure, front end structure, left and right hand side panel structures, and a roof panel structure.

Longitudinal side rails, cross sills, and outriggers form the integral frame to which front and rear floor panels are welded, completing the underbody structure. Main structural members are of heavy-gauge steel. A step well is incorporated in the underbody in the area adjacent to the base side load door to provide convenient entry and exit.

The front end structure incorporates an engine compartment with outside opening hood panel which affords quick and easy access to 27 service points, such as the engine, radiator, battery, brake master cylinder and windshield washer reservoir. The radiator support upper tie bar and baffles are mechanically attached to facilitate engine removal. A plenum chamber with high-level air intake is utilized in the front end structure to assure a plentiful supply of dry, outside air for interior heating and ventilating as well as to add rigidity to the overall body structure. Air outlets to the interior are provided on the left hand and right hand sides by manually controlled doors.

Side panel structures are comprised basically of seamless, one-piece outer panels reinforced with vertical strainers and welded to roof rails at the top and to rocker panels at the bottom. Left hand side panel structures utilize three vertical strainers, with a fourth strainer added for 17-foot bodies. Right hand side panel structures, which are smaller because of the provision for the base side load door, are reinforced with one vertical strainer in 15-foot body applications and two strainers in 17-foot body applications. Two window openings are incorporated in the left hand side panel for all Sportvans, or for Chevy Vans with optional body glass; the right hand side panel for these models has one window. Provision is made at the rear of the left hand side panel for incorporation of a door to conceal the fuel tank filler.

Roof panels are of one-piece design and are embossed with six

longitudinal stiffening ribs. Four roof bows support the 15-foot body roof panel, while five roof bows are used for the 17-foot body.

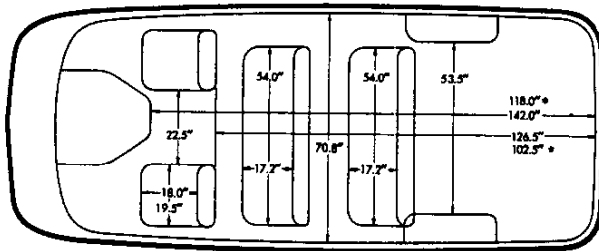
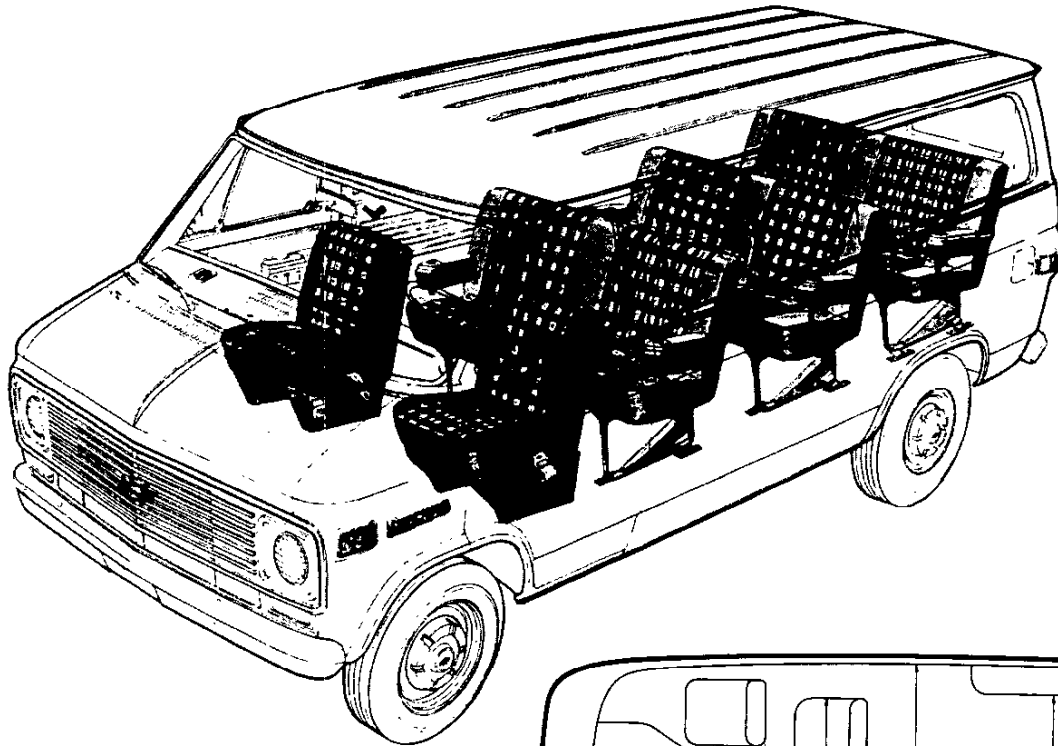
Special attention is given to corrosion prevention during the construction and final finishing of the Chevy Van/Sportvan body. The following body design features occur during the construction of the body:

1. Use of galvanized steel for body components especially subject to corrosion.
2. Use of one-piece outer panels to minimize exterior joints where corrosion might collect.
3. Use of heavy-gauge steel for main underbody components.
4. Use of weld-through sealers in the assembly process to assure strong welds.

After body construction is completed, additional corrosion preventative steps are taken in the final finishing operation. The following occur:

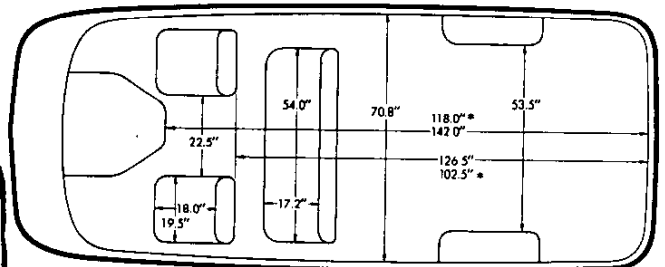
1. The body and doors are thoroughly cleaned by processing them through a 7-stage zinc phosphate washer.
2. Next, the body and doors are primed by the Elpo electrocoating process which is the deposition of an electrically charged colloidal paint using an electric current. Electrocoating assures uniform application of primer even on surfaces normally inaccessible. In the process, the body and doors are submerged in an emulsion of water and paint; the emulsion is then negatively charged, causing the paint to adhere to the metal. Paint film thickness is accurately controlled by the amount of voltage.
3. Sealers are then applied to all critical interior-exterior joints.
4. Undercoating is sprayed on the undersurfaces of the wheelhousings, front door step panels and body rocker panels.
5. Finally, the body and doors are painted with enamel.

SPORTVAN

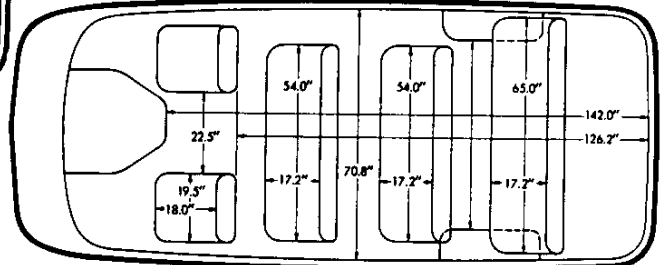


OPTIONAL 8 PASSENGER (125" WB)

• 110" WB MODELS



STANDARD 5 PASSENGER (125" WB)

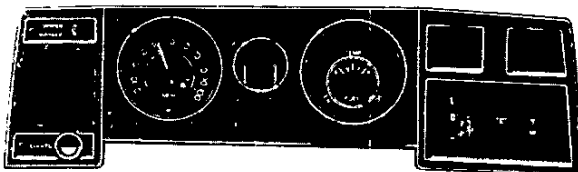


OPTIONAL 12 PASSENGER (G 30 ONLY)

SPORTVAN SEATING ARRANGEMENTS

Seating arrangements for standard and optional seats. For model availability see model option price pages.

INSTRUMENTS



The standard instrument cluster has a black crackle finish faceplate with bright trim on the perimeter and around the three instrument openings. Housed in the left hand opening is the speedometer, odometer, and high beam indicator light. The central opening contains a decorative plate on which is centered the brake system warning indicator light; below this opening are the

left and right hand turn signal lights. The fuel gauge plus generator, temperature, and oil pressure warning lights are housed in the right-hand opening. An "Unleaded Fuel Only" notation is carried on the faces of the fuel gauge for models under 6001 lbs. GVW. A similar instrument cluster with voltmeter, oil pressure gauge, and temperature gauge is available as RPO Z53. To the left of the instrument cluster are the windshield washer-wiper controls, main light switch and provision for the left-hand air conditioning outlet. To the right are heater controls (or optional heater-front air conditioning controls), provision for the optional rear air conditioning control, and provision for the optional cigar lighter (standard on Beauville Sportvan). On Beauville Sportvan, or on any model with optional air conditioning, simulated woodgrain trim replaces the black crackle finish of the faceplate, and the bright trim is omitted from around the three instrument openings.

August 29, 1975

SPORTVAN

INTERIOR AND EXTERIOR COLOR CHART

Please Note: Exterior and interior combinations shown in charts below are those recommended by Chevrolet; however, any exterior color combination may be ordered with any available interior color if the particular combination is desired by a customer.

INTERIOR TYPE			INTERIOR TRIM COLOR AND CODE						
			Blue	Gray	Green	Red	Saddle	Sand	
Standard and Custom									
—Vinyl (Code V) Bucket Seats			VDD2	VMM2	VGG2		VSS2		
—High Back Vinyl (Code V) Bucket Seats			VDD4	VMM4	VGG4		VSS4		
Beauville									
—High Back Striped Cloth (Code G) Bucket Seats			CDD4			CRR4	CSS4		
—High Back Custom Vinyl (Code W) Bucket Seats					XGG4			XTT4	
EXTERIOR COLORS ♦		Primary	Secondary	RECOMMENDED INTERIOR TRIM COLORS					
BLUE, SKYLINE (Light)		20	20	X				X	X
Blue, Hawaiian		20	23	X					
White, Frost		20	12	X					
BLUE, HAWAIIAN (Medium)		23	23	X	X			X	X
Tan, Santa Fe		23	60	X					X
White, Frost		23	12	X	X				X
BLUE, REDONDO (Dark) (M)		84	84	X	X			X	X
Blue, Hawaiian		84	23	X	X				X
Buckskin		84	62	X					X
Tan, Santa Fe		84	60	X					X
White, Frost		84	12	X	X				
BRONZE, INDIAN (M)		85	85					X	X
Buckskin		85	62					X	X
Tan, Santa Fe		85	60					X	X
White, Frost		85	12					X	X
BUCKSKIN		62	62	X			X	X	X
Red, Crimson		62	73				X	X	X
Tan, Santa Fe		62	60				X	X	X
White, Frost		62	12				X	X	X
GOLD, YUBA (Medium) (M)		53	53					X	X
Tan, Santa Fe		53	60						X
White, Frost		53	12					X	X
GOLD, MOSS (Dark) (M)		81	81					X	X
Buckskin		81	62					X	X
Tan, Santa Fe		81	60					X	X
White, Frost		81	12					X	X
GREEN, WILLOWAY (Light)		43	43		X	X		X	X
Tan, Santa Fe		43	60			X		X	X
White, Frost		43	12		X	X		X	X
GREEN, GLENWOOD (Dark)		46	46		X	X		X	X
Buckskin		46	62			X		X	X
Green, Willoway		46	43		X	X		X	X
Tan, Santa Fe		46	60			X		X	X
White, Frost		46	12		X	X		X	X
GREEN, SUMMIT (Dark) (M)		83	83		X	X		X	X
Green, Willoway		83	43			X			X
White, Frost		83	12		X	X		X	X
RED, CRIMSON (Medium)		73	73		X		X	X	X
Tan, Santa Fe		73	60				X	X	X
White, Frost		73	12		X		X	X	X
RED, ROSEDALE (Dark)		71	71		X		X	X	X
Buckskin		71	62				X	X	X
Red, Crimson		71	73		X		X	X	X
Tan, Santa Fe		71	60				X	X	X
White, Frost		71	12		X		X	X	X
SMOKE		82	82	X	X	X	X	X	X
Blue, Hawaiian		82	23	X	X				
Red, Crimson		82	73		X		X		
White, Frost		82	12	X	X	X	X	X	X
TAN, SANTA FE		60	60	X		X	X	X	X
Blue, Hawaiian		60	23	X					X
Buckskin		60	62			X	X	X	X
Red, Crimson		60	73				X	X	X
White, Frost		60	12	X		X	X	X	X
WHITE, FROST		12	12	X	X	X	X	X	X
Blue, Hawaiian		12	23	X	X				
Buckskin		12	62		X		X	X	X
Green, Willoway		12	43			X			
Red, Crimson		12	73		X		X	X	X
Tan, Santa Fe		12	60	X		X	X	X	X


♦ Primary color shown in **BOLD FACE TYPE**; secondary colors shown in Light face Type. See opposite page for two-tone color application. (M): Metallic. Seat Trim Codes: V—Plaid Pattern Vinyl W—Buffalo Hide Vinyl G—Striped Pattern Cloth

SPORTVAN

SOLID AND TWO-TONE* EXTERIOR COLOR COMBINATIONS

The application of paint for solid and two-tone exterior color combinations is shown below.

SOLID PAINT—ZY1




SOLID COLOR

Solid color paint (ZY1) is standard on all models. All painted areas of the body are the same color.

SPECIAL TWO-TONE PAINT—ZY3

Primary Body Color




Secondary Body Color

SPECIAL TWO-TONE

Special two-tone (ZY3) paint colors consist of a primary paint color applied to the areas above the upper styling crease line and below the lower styling crease line. The secondary color is applied to the area between these styling crease lines. The choice of secondary colors is limited to those listed for each primary color in the color chart.

DELUXE TWO-TONE PAINT—ZY4

Primary Body Color



Secondary Body Color


DELUXE TWO-TONE

Deluxe two-tone (ZY4) paint colors consist of a primary paint color applied to the areas above the belt line and also to the areas between the upper and lower styling crease lines. The secondary color is applied to the areas between the belt line and the upper styling crease line and also to the area below the lower styling crease line. The choice of secondary colors is limited to those listed for each primary color in the color chart.

*Optional at extra cost.

SPORTVAN

TWO-TONE EXTERIOR COLOR COMBINATIONS*




SPECIAL TWO-TONE

*Optional at extra cost.

SPORTVAN

TWO-TONE EXTERIOR COLOR COMBINATIONS*



DELUXE TWO-TONE

*Optional at extra cost.
January 16, 1976

SPORTVAN

STANDARD SPECIFICATIONS

(See Blue Tab Section for Specification Details)

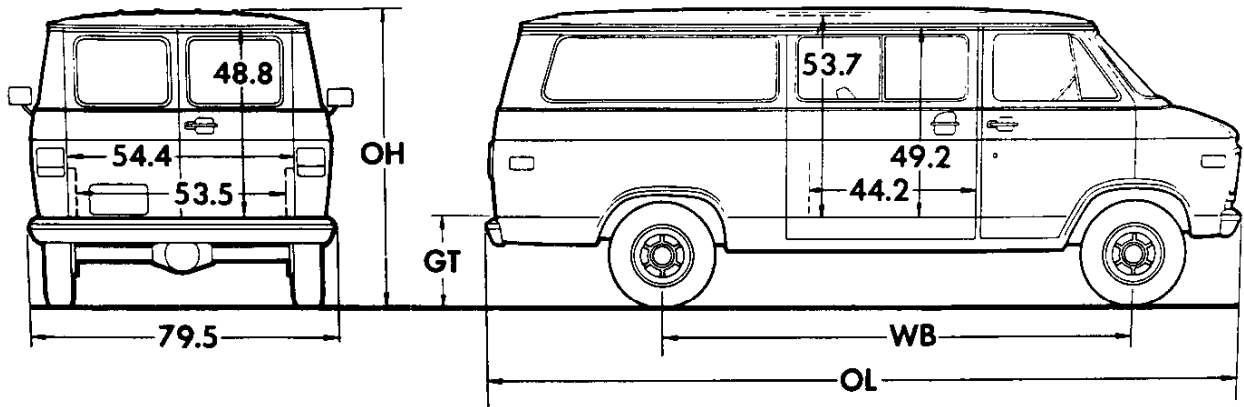
Series	G10	G20	G30
Engine			
Base Equip.—6 cyl.	250 1-bbl L6	292 1-bbl L6	292 1-bbl L6
—8 cyl.—110" WB	350 2-bbl V8	350 4-bbl V8	—
—125" WB	350 4-bbl V8	350 4-bbl V8	350 4-bbl V8
Clutch—6 cyl.	11", 124 sq. in.	11", 124 sq. in.	11", 124 sq. in.
—8 cyl.—110" WB	11", 124 sq. in.	12", 150 sq. in.	—
—125" WB	12", 150 sq. in.	12", 150 sq. in.	12", 150 sq. in.
Air Filter	Oiled-paper Element		
Oil Filter	Throwaway Type; 1-qt.		
Exhaust System	Single; Aluminized		
Emission Control Systems	See Engine & Cooling, page 27, for specific model applications		
Suspension, Front	Independent; Coil Springs		
Capacity	3200 lb.	3200 lb.	3900 lb.
Springs @ Ground	1600 lb. ea.	1600 lb. ea.	1700 lb. ea.
Shock Absorbers	1" dia.	1" dia.	1" dia.
Suspension, Rear	Salisbury Axle; Hypoid Drive; Two-stage Multi-leaf Springs		
Axle Capacity	3100 lb.	3500 lb.	5700 lb.
Axle Ratio	3.42	3.40	L6-4.10; V8-3.73
Springs @ Ground	1600 lb. ea.	1700 lb. ea.	2100 lb. ea.
Shock Absorbers	1" dia.	1" dia.	1" dia.
Brakes	Hydraulic; Self-adjusting		
Front	Disc; 11.86" Rotor	Disc; 11.86" Rotor	Disc; 12.5" Rotor
Rear	Drum; 11" x 2"	Drum; 11.15" x 2.75"	Drum; 11.15" x 2.75"
Booster	Single Diaphragm	Dual Diaphragm	Dual Diaphragm
Parking	Cable to Rear Wheels		
Electrical	12 Volt; Negative Ground		
Battery—6 cyl.	2500 watts @ 0°F.		
—8 cyl.	3200 watts @ 0°F.		
Delcotron Generator	37 amp.		
Frame	Integral Body-frame		
Fuel Tank (nominal capacity)	21 gal.		
Steering Gear Type	Manual; Recirculating Ball Gear		
Linkage	Parallelogram		
Transmission	Fully Synchronized 3-Speed		
Shift Location	Steering Column		
Tires—110" WB	(5) F78-15B (4PR)	(4) J78-15B (4PR)	—
—125" WB	(5) G78-15B (4PR)	(4) J78-15B (4PR)	(4) 8.00-16.5C (6PR)
Wheels	(5) Disc 15" x 6"	(5) Disc 15" x 6"	(5) Disc 16.5" x 6.75"

SPORTVAN

Body Ordering Codes:

Sportvan—ZW9

Beauville Sportvan—E94†



Side slide-in opening clearance 44.2"; max. box cargo height 49.2" with standard front passenger seat.

Rear slide-in opening clearance 52" with spare tire in position or 53.5" with spare tire removed; height 48.8".

Series	Ground Clearance (in) Δ	
	Front	Rear
G10	6.8	6.9
G20	7.4	7.5
G30	7.7	6.5

Model	Engine No. Cyl.	Dimensions (in) Δ				†Curb Weight (lb)			†Model Weight (lb)*		
		WB	OL	OH	GT	Front	Rear	Total	Front	Rear	Total

G10 SERIES

CG11006	6	110	177	79.4	24.4	2217	1702	3918	2612	2056	4668
	8					2329	1708	4037	2724	2063	4787
CG11306	6	125	201	79.4	24.4	2260	1833	4093	2695	2148	4843
	8					2387	1845	4232	2822	2160	4982

G20 SERIES

CG21006	6	110	177	80	25.3	2233	1682	3915	2628	2037	4665
	8					2336	1691	4029	2733	2046	4779
CG21306	6	125	201	80	25.3	2288	1796	4084	2723	2111	4834
	8					2390	1808	4198	2825	2123	4948

G30 SERIES

CG31306	6	125	201	81	25.8	2310	2023	4333	2745	2338	5083
	8					2412	2035	4447	2847	2350	5197

Δ Dimensions with standard equipment, unloaded.

*Model Weight includes Curb Weight plus occupants (standard seating capacity x 150 lb). Total Model Weight may vary as much as \pm 150 lbs. to allow for production build variation.

†Curb Weights and Model Weights shown are for models with ZW9 Sportvan body. For models with E94 Beauville Sportvan body add: G113-213-313 models—Front 18 lb; Rear 165 lb; Total 183 lb.

SPORTVAN

GVWR SELECTOR

GVW Rating (lbs)	†GAWR (lbs)		Minimum Equipment Required for GVW Rating			
	Front	Rear	Tire Capacity (lbs ea)		Chassis Equipment	
			Front	Rear		

G10 SERIES

GVW Rating (lbs)	Front GAWR (lbs)	Rear GAWR (lbs)	Front Tire Capacity (lbs ea)	Rear Tire Capacity (lbs ea)	Chassis Equipment
5400 (110" V.B. only)	2740	2740	1370	1370	Standard
5600	2940	2940	1470	1470	

G20 SERIES

GVW Rating (lbs)	Front GAWR (lbs)	Rear GAWR (lbs)	Front Tire Capacity (lbs ea)	Rear Tire Capacity (lbs ea)	Chassis Equipment
6400	3200	3380	1690	1690	Standard

†GAWR's shown are the maximum for each axle with equipment listed. Other GAWR's are available, and they are determined as the minimum individual capacity of either axle, springs or tires.

FRONT AND REAR TIRE AVAILABILITY CHART

G10 SERIES

Spare tire to match either front or rear tires must be ordered

FRONT			REAR			
Capacity (lbs ea)	Description	Option Number	Capacity (lbs ea)	Description	Option Number	
		Highway			Highway	On-Off Road
1370	F78-15B	FP	1370	F78-15B	FP	—
1370	F78-15B White Stripe	FR	1370	F78-15B White Stripe	FR	—
1470	G78-15B	GS	1470	G78-15B	GS	GU
1470	G78-15B White Stripe	GT	1470	G78-15B White Stripe	GT	—
1470	GR78-15B Radial White Stripe	DR	1470	GR78-15B Radial White Stripe	DR	—

G20 SERIES

Spare tire to match either front or rear tires is available at extra cost

Capacity (lbs ea)	Description	Option Number	Capacity (lbs ea)	Description	Option Number	Option Number
1690	J78-15B	JC	1690	J78-15B	JC	JA
1690	J78-15B White Stripe	JB	1690	J78-15B White Stripe	JB	—
1690	JR78-15B Radial White Stripe	EX●	1690	JR78-15B Radial White Stripe	EX●	—

● JR78-15B Radial spare tire must be ordered.

SPORTVAN

GVWR SELECTOR

GVW Rating (lbs)	†GAWR (lbs)		Minimum Equipment Required for GVW Rating			
	Front	Rear	Tire Capacity (lbs ea)		Chassis Equipment	
			Front	Rear		

G30 SERIES

GVW Rating (lbs)	Front GAWR (lbs)	Rear GAWR (lbs)	Front Tire Capacity (lbs ea)	Rear Tire Capacity (lbs ea)	Chassis Equipment
6600	3400	3460	1730	1730	Standard
7100	3400	3980	1990	1990	
7400	3400	4200	2350	2350	
7900	3900	4700	2350	2350	HD Front Springs (F60); HD Rear Springs (G50); HD Power Brakes (J55)
● 8400	3900	5360	2680	2680	HD Front Springs (F60); HD Rear Springs (G50); HD Power Brakes (J55); Stabilizer Bar (F59)

†GAWR's shown are the maximum for each axle with equipment listed. Other GAWR's are available, and they are determined as the minimum individual capacity of either axle, springs or tires.

● V8 models only.

FRONT AND REAR TIRE AVAILABILITY CHART

G30 SERIES

Spare tire to match front or rear tires is available at extra cost

FRONT			REAR			
Capacity (lbs ea)	Description	Option Number	Capacity (lbs ea)	Description	Option Number	
		Highway			Highway	On-Off Road
1730	8.00-16.5C	SC	1730	8.00-16.5C	SC	—
1990	8.75-16.5C	TC	1990	8.75-16.5C	TC	—
2350	8.75-16.5D	TE	2350	8.75-16.5D	TE	TF
2350	8.75-16.5D White Stripe	TM	2350	8.75-16.5D White Stripe	TM	—
2680	8.75-16.5E	TH	2680	8.75-16.5E	TH	TJ

SPORTVAN

POWER TEAMS

ENGINE	TRANSMISSION	REAR AXLE	
		Make and Capacity (lb)	Ratio and Code

G10 SERIES

			3.07 HE3	3.42 HE4	3.73 GT4
■ 250 1-bbl L6—LD4 (Standard Six)	3-Speed Manual (Std)—M15 a	Chevrolet 3100 c	—	X(Std)	X
	Turbo Hydra-matic—M40		—	X(Std)	X
● 350 2-bbl V8—LF5 (Standard V8-110" WB)	3-Speed Manual (Std)—M15		—	X(Std)	—
	Turbo Hydra-matic—M40		X(Std)	X	—
■ 350 4-bbl V8—LS9 (Standard V8-125" WB)	3-Speed Manual (Std)—M15 b		—	X(Std)	X
	Turbo Hydra-matic—M40		X(Std)	X	—

G20 SERIES

			3.07 HE3	3.40 HE4	3.73 GT4	4.11 HO4
■ 292 1-bbl L6—L25 (Standard Six)	3-Speed Manual (Std)—M15	Chevrolet 3500 c	—	X(Std)	X	X
	Turbo Hydra-matic—M40		X(Std)	X	—	—
■ 350 4-bbl V8—LS9 (Standard V8)	3-Speed Manual (Std)—M15		—	X(Std)	X	—
	Turbo Hydra-matic—M40		X(Std)	X	—	—
■ 400 4-bbl V8—LF4	Turbo Hydra-matic—M40		X(Std)	X	—	—

G30 SERIES

			3.21 HC8	3.73 GT4	4.10 GT5
■ 292 1-bbl L6—L25 (Standard Six)	3-Speed Manual (Std)—M15 d	Chevrolet 5700 e	—	—	X(Std)
	Turbo Hydra-matic—M40		—	—	X(Std)
■ 350 4-bbl V8—LS9 (Standard V8)	3-Speed Manual (Std)—M15		—	X(Std)	X
	Turbo Hydra-matic—M40		—	X(Std)	X
■ 400 4-bbl V8—LF4	Turbo Hydra-matic—M40		X(Std) f	X	X

■ Available for registration in the State of California when California Emission Certification is ordered.

● Not available for registration in the State of California.

a Not recommended for GVWR of 5600 lb. or above.

b Not available in California.

c Locking Differential available only on 3.07 and 3.73 ratio axles.

d Not recommended for GVWR of 7100 lb. or above.

e Locking Differential available for all axles.

f Not available for GVWR of 7900 lb. or above.

ENGINE RATINGS

SAE Net Ratings @ 85°F	250 1-bbl L6*	292 1-bbl L6	350 2-bbl V8	350 4-bbl V8*	400 4-bbl V8
Net Horsepower.....	105 @ 3800 rpm	120 @ 3600 rpm	145 @ 3800 rpm	165 @ 3800 rpm	175 @ 3600 rpm
Net Torque, lb-ft.....	185 @ 1200 rpm	215 @ 2000 rpm	250 @ 2200 rpm	†260 @ 2400 rpm	290 @ 2800 rpm

*Light Duty Emissions.

†Rated 255 @ 2800 rpm for Heavy Duty Emissions.