


X

BLAZER MODEL SELECTOR




| SERIES | MODEL NUMBER | BODY ORDERING CODE | |
|-------------------------------|--------------|--------------------|-----------|
| | | White Top | Black Top |
| C10 | CC10516 | Z58 | Z59 |
| K10 (4-Wheel Drive) | CK10516 | Z58 | Z59 |

BLAZER

CUSTOM DELUXE FEATURES—STANDARD MODEL

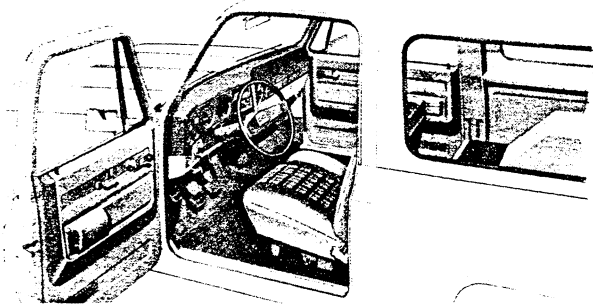
The Custom Deluxe standard models include the following items as standard equipment



EXTERIOR

- **Bumpers:** Front and rear; painted white
- **Color:** See Interior and Exterior Color Selection Chart
- **Doors:** RH and LH side doors
- **Drip Moldings:** Overside doors; painted roof color
- **Grille:** Molded plastic; painted silver; integral Chevrolet emblem at center includes bright insert with black and ochre trim
- **Grille Frame:** Bright upper and lower moldings joining extensions of bright headlamp bezels; silver-painted bezel centers
- **Horn:** Single, electric low-note
- **Hub Caps:** Painted white with black and ochre trim (2-wheel-drive models only)
- **Keys:** Two-key system with separate keys for ignition switch and doors
- **Lights:**
 - Backup lamps: Two rear (integral with taillamps)
 - Combination parking/direction/hazard: Two front
 - Combination tail/stop/direction/hazard: Two rear
 - Headlamps: Two; Power Beam
 - License plate lamp: Single rear
 - Side marker lamps with reflectors: Two front (wraparound taillamps serve as rear side marker lamps and reflectors)
- **Mirrors:** RH and LH fixed arm with adjustable 5½" x 4" head; chrome finish
- **Nameplates:** Bright "K5 Blazer" nameplates on upper portions of front fenders near doors; and a bright "Chevrolet" nameplate on tailgate

- **Removable Top:** Constructed of molded plastic reinforced with fiber glass. Included are LH and RH fixed side windows. The exterior of the top is finished with textured black or white paint (cab roof also finished in same matter)
- **Tailgate:** Double-wall steel construction, supported in open position by reel-type cables. Includes drop glass operated by an articulated crank-type regulator handle on the tailgate outer panel. A key lock cylinder is concealed in the regulator handle, and must be unlocked before the window can be lowered. After the window is lowered, the tailgate is released with a handle located at the upper center of the inner panel.
- **Tools:** Mechanical jack and wheel wrench
- **Wheels:** Painted white
- **Windshield Wipers and Washers:** Electric, 2-speed wipers with matte finish on exposed metal portions; partially concealed arms; coordinated dual-orifice washers



INTERIOR

- **Armrests:** RH and LH padded; integral with door trim panels
- **Ashtray:** In middle of instrument panel of removable top
- **Coat Hooks:** Two; on LH side
- **Colors:**
 - Painted body areas: Same as exterior primary color choice
 - Removable top: White
 - Interior trim: Coordinated with seat trim color choice
- **Dome Lamps:** Two; with door-actuated switches (dome lamps may also be activated by main light switch)
- **Door Trim Panels:** Color-keyed, molded plastic
- **Floor Covering:** Embossed black rubber mats; front and rear
- **Heater and Defogger:** Deluxe-air; automatic blower operation with ignition switch on for power ventilation system
- **Instruments:**
 - Gauges: Speedometer, odometer, and fuel
 - Switches: Main, for control of exterior lights, instrument cluster lights, and courtesy/map lights; wiper-washer; headlamp beam (foot); ignition; direction signal (with lane change position); hazard warning; heater fan
 - Warning lights: Generator, oil pressure, engine temperature, brake, direction/hazard signal, seat belt and high beam
- **Instrument Panel Control Knobs:** Soft black plastic with white graphic identification (except heater and wiper-washer controls)

- **Instrument Panel Pad:** Color-keyed, energy-absorbing foam type with grained vinyl skin; has simulated wood-grained applique on RH side with bright trim and bright "Custom Deluxe" nameplate
- **Insulation and Sound Deadening Material:** Dash (firewall), under front floor mat, and between inner and outer cab roof panels.
- **Lights:** Instrument cluster and courtesy/map lights, cab and removable top dome lights with bright trim
- **Mirror, Rearview:** 10" prismatic with soft vinyl rim
- **Scuff Plates:** Full-length, bright front door and rear compartment sills
- **Seat:** Driver only; foam-padded bucket type with plaid pattern vinyl trim. See Interior and Exterior Color Selection Chart for color availability
- **Seat Belt:** Driver's seat only; non-detachable combination lap and shoulder belt with automatic-locking retractor on lap belt, emergency-locking retractor on shoulder belt, and switch in lap belt retractor for buzzer warning system. Belt assembly is color-keyed with pushbutton type buckle.
- **Spare Tire Mounting:** On RH side panel behind wheelhouse
- **Steering Wheel and Column:** 17½" black wheel with 2-spoke design; black energy-absorbing steering column
- **Storage Box:** In RH side of instrument panel; door has bright, turn-type latch release
- **Sunshade:** LH and RH padded; color-keyed


X

BLAZER

CHEYENNE MODEL OPTION—RPO Z84

This option includes all Custom Deluxe standard model items plus the additions or substitutions listed below

Optional 3-passenger rear seat also shown in illustration



EXTERIOR

● **Bright Appearance Items:**

- Brush-finished applique panel on tailgate
- Front and rear bumpers
- Hub caps
- "Cheyenne" nameplate on each side panel at center rear
- Upper and lower body side and tailgate moldings, plus wheel-opening lip moldings

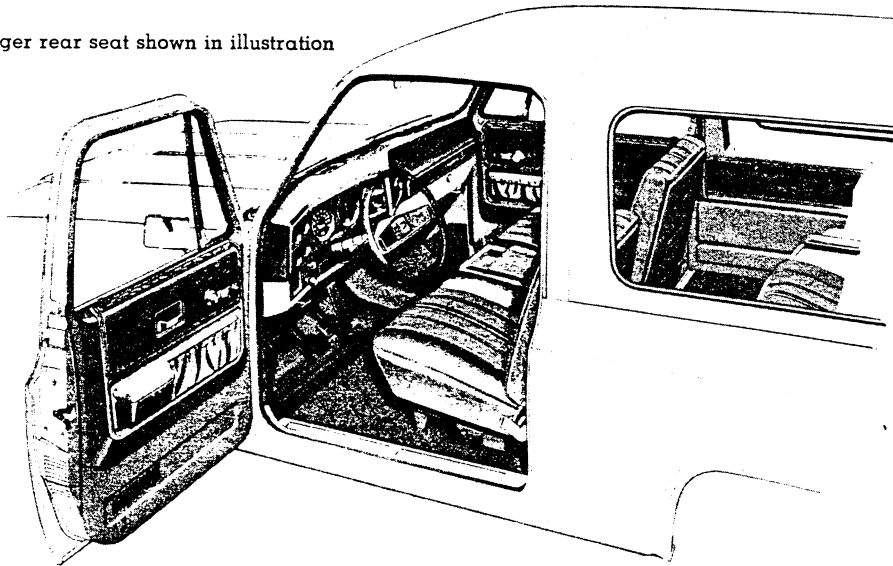
- Parking lamp, front side marker lamp, and taillamp trim
- Removable top side window moldings
- Windshield reveal molding

● **Body-to-Fender Insulators**

● **Hood Insulator**

● **Horn:** Additional, electric, high-note

Optional 3-passenger rear seat shown in illustration



INTERIOR

● **Bright Appearance Items:**

- "Cheyenne" nameplate on instrument panel pad
- Four-speed transmission shift lever
- Transfer case shift lever (conventional 4-wheel-drive models)
- Trim on instrument cluster face plate and on interior trim panels

● **Cigar Lighter**

● **Console:** Color-keyed molded plastic with bright trim and ash tray

● **Floor Covering:** Color-keyed front compartment carpeting. Matching rear compartment floor covering provided only with optional rear seat, or as a dealer-installed accessory

● **Instrument Cluster:** Voltmeter, oil pressure gauge, and engine temperature gauge replace warning lamps; includes woodgrain trimmed face plate

● **Seats:** Bucket seats for driver and front passenger; include seat belt with retractor for passenger seat; choice of: 1) all-vinyl buffalo hide grain trim; or 2) basket weave pattern nylon cloth and vinyl trim. See Interior and Exterior Color Selection Chart for color availability

● **Spare Tire Cover:** Black vinyl

● **Special Insulator:** Under cowl top panel

● **Trim Panels:** Molded, color-keyed plastic front door trim panels with vinyl storage pockets plus woodgrain inserts. Vinyl-coated, color-keyed hardboard rear compartment sidewall trim panels with woodgrain inserts

BLAZER

OPTIONAL SEATS

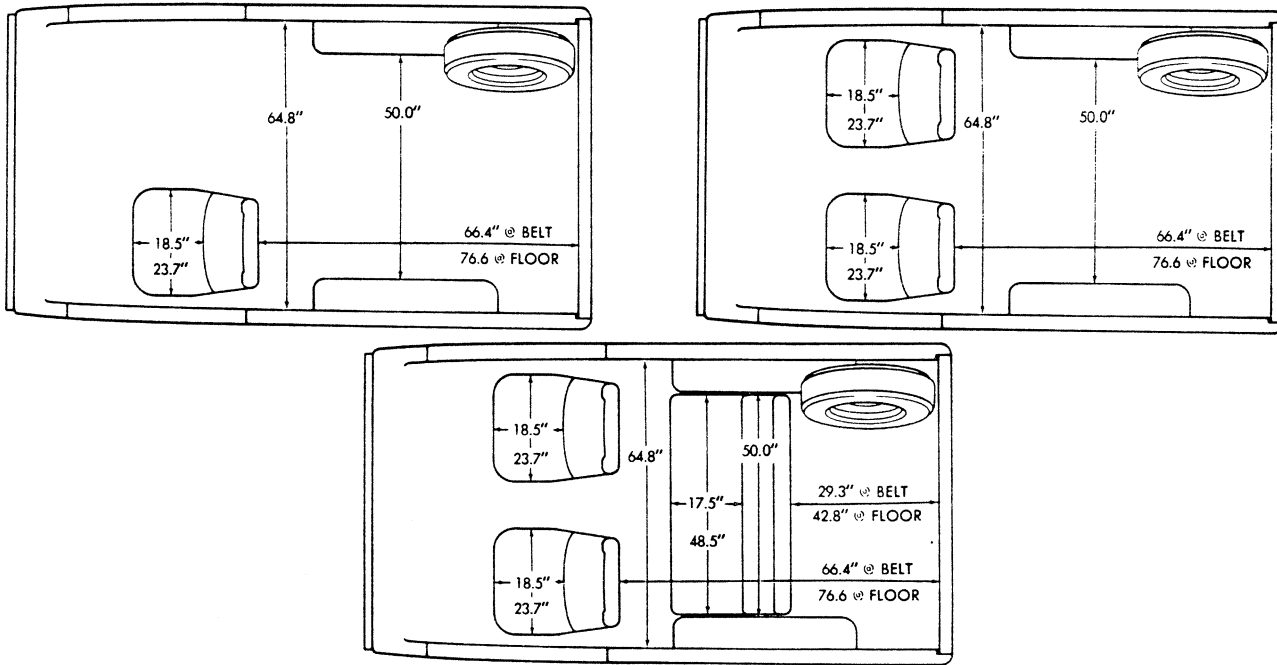
A bucket-type auxiliary front seat (RPO A57) is available for Custom Deluxe (standard) models. This seat includes a seat belt with retractor and is trimmed to match the standard driver's seat.

The driver's seat together with the auxiliary front seat is available optionally for Custom Deluxe (standard) models with all-vinyl buffalo hide grain trim in a choice of blue, green, saddle, or red. This option includes a color-keyed plastic floor console between the seats, color-keyed front carpeting and seat belt with retractor for the auxiliary seat. These seats are included when the Cheyenne Model Option (Z84) is

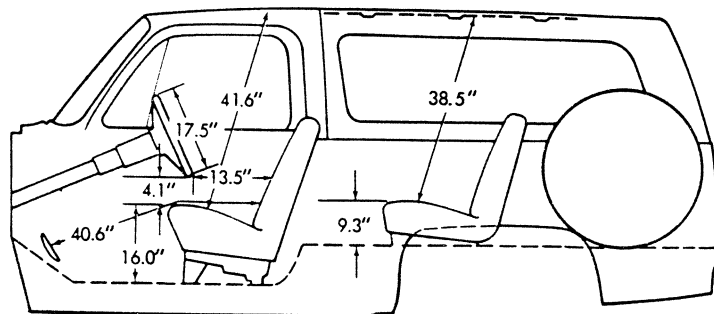
ordered. Basketweave pattern cloth seats in saddle and buffalo hide grain all-vinyl seats in sand are also available with Cheyenne trim.

A three-passenger rear seat (RPO AS3) is available for all models and may be ordered with or without the auxiliary front seat (RPO A57). Seat belts without retractors and LH and RH ashtrays and armrests are included; carpeting is also included when the buffalo hide grain all-vinyl seats are ordered with Custom Deluxe (standard) models, or when the Cheyenne Model Option is ordered. The seat is trimmed to match the driver's seat.

SEATING ARRANGEMENTS



DIMENSIONS



Glass Area (sq. in.)

Windshield.....1447
 Side door, including venti-
 pane (each side)..... 546

Removable top side win-
 dow (each side)..... 894
 Tailgate drop glass.....1077

NOTES

BLAZER

INTERIOR AND EXTERIOR COLOR CHART

Please Note: Exterior and interior combinations shown in chart below are those recommended by Chevrolet; however, any exterior color combination may be ordered with any available interior color if the particular combination is desired by a customer.

| INTERIOR TYPE | | Decor Option | INTERIOR TRIM COLOR AND CODE | | | | |
|---|---------|----------------------|----------------------------------|-------|------|--------|------|
| | | | Blue | Green | Red | Saddle | Sand |
| Custom Deluxe Vinyl (Code V) Bucket Seats | | Std. | VDD2 | VGG2 | VRR2 | VSS2 | |
| Custom Vinyl (Code W) Bucket Seats | | | XDD2 | XGG2 | XRR2 | XSS2 | |
| Cheyenne Custom Vinyl (Code W) Bucket Seats | | Z84 | XDD2 | XGG2 | XRR2 | XSS2 | XTT2 |
| Custom Cloth (Code D) Bucket Seats | | | | | | KSS2 | |
| EXTERIOR COLORS | Primary | Two-Tone Secondary ♦ | RECOMMENDED INTERIOR TRIM COLORS | | | | |
| Blue, Skyline (Light) | 20 | 12 | X | | X★ | X★ | X★ |
| Blue, Hawaiian (Medium) | 23 | 12 | X | | X★ | X★ | X |
| Blue, Catalina (Dark) (M) | 25 | 12 | X | | X★ | X★ | X★ |
| Bronze, Grecian | 61 | 12 | | | | X | X |
| Buckskin | 62 | 12 | X★ | X | X | X | X |
| Gold, Yuba (Medium) (M) | 53 | 12 | | | | X● | X |
| Gold, Moss (Dark) (M) | 81 | 12 | | | | X● | X |
| Green, Willoway (Light) | 43 | 12 | | X | | | X★ |
| Green, Spring (Medium) (M) | 41 | 12 | | X | | X★ | X |
| Green, Glenwood (Dark) | 46 | 12 | | X | | X | X |
| Red, Crimson (Medium) | 73 | 12 | | | X | X | X |
| Red, Rosedale (Dark) | 71 | 12 | | | X | X★ | X |
| Silver, Saratoga (M) | 17 | 12 | X | X★ | X | | |
| Tan, Santa Fe | 60 | 12 | X★ | X | X | X | X |
| White, Frost | 12 | — | X | X | X | X | X |


(M): Metallic

♦ For solid and two-tone color application, see illustrations below. For solid paint, the secondary color is the same as the primary color; for two-tones, Frost White is the secondary color and is applied to the areas shown in the illustrations. Two-tone paint available with white top (Z58) only.

Seat Trim Codes: V—Plaid Pattern Vinyl W—Buffalo Hide Vinyl D—Basket Weave Pattern Cloth
 ★ Not recommended with two-tone paint. ● Available only with Code V (standard) seat trim.

SOLID PAINT—ZY1


Top Color Available in Black or White



Primary Body Color

SPECIAL TWO-TONE—ZY3


(Includes YG1 Moldings)
 Top Color Available in White Only
 Primary Body Color



Secondary Body Color

BLAZER


TWO-TONE EXTERIOR COLOR COMBINATIONS*



SPECIAL TWO-TONE

Special two-tone (ZY3) paint colors are available on models with white top only. Custom upper and lower moldings are included (except with the Cheyenne Model Option where they are already included). The areas between the moldings are painted Frost White.

All other painted areas of the vehicle body and front end sheet metal (except for the cab front roof and the removable top) are painted the primary body color. The removable top and the front cab roof, including the drip rails, are painted with white textured paint (Black painted top not available with ZY3 Special Two-Tone).



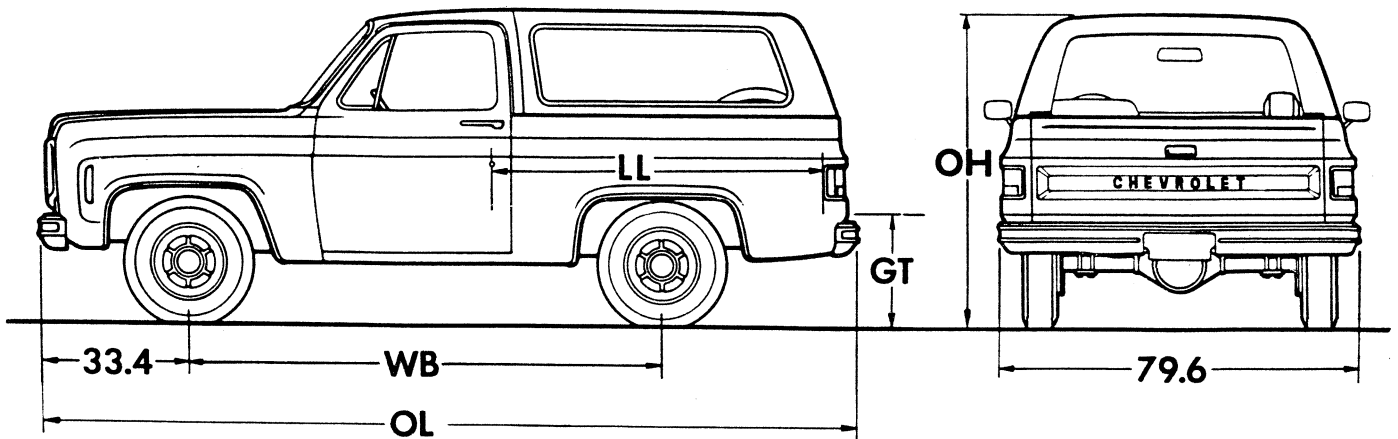
BLAZER

STANDARD SPECIFICATIONS

(See Blue Tab Section for Specification Details)

| Series | C10 | K10 |
|---|---|-------------------------|
| Engine | | |
| Base Equip.—6 cyl. | 250 1-bbl L6 | |
| —8 cyl. | 350 4-bbl V8 | |
| Clutch—6 cyl. | 11", 124 sq. in. | |
| —8 cyl. | 12", 150 sq. in. | |
| Air Filter | Oiled-paper Element | |
| Oil Filter | Throwaway Type; 1-qt. | |
| Exhaust System | Single; Aluminized | |
| Emission Control Systems | See Engine & Cooling, page 27, for specific model applications | |
| Suspension, Front | Independent | Hypoid Driving Axle |
| Type | Coil Springs | Leaf Springs |
| Axle Capacity | 3250 lb. | 3600 lb. |
| Axle Ratio—6 cyl. | — | 4.11 |
| —8 cyl. | — | 3.07 |
| Springs @ Ground | 1625 lb. ea. | 1650 lb. ea. |
| Shock Absorbers | 1" dia. | 1" dia. |
| Stabilizer Bar | — | 1.25" dia. |
| Suspension, Rear | Salisbury Axle; Hypoid Drive; Two-stage Multi-leaf Springs | |
| Type | Leaf Springs | Leaf Springs |
| Axle Capacity | 3750 lb. | 3750 lb. |
| Axle Ratio—6 cyl. | 3.73 | 4.11 |
| —8 cyl. | 3.73 | 3.07 |
| Springs, Main @ Ground | 1700 lb. ea. | 1700 lb. ea. |
| Shock Absorbers | 1" dia. | 1" dia. |
| Brakes | Hydraulic; Self-adjusting | |
| Front | Disc; 11.86" Rotor | Disc; 11.86" Rotor |
| Rear | Drum; 11" x 2" | Drum; 11.15" x 2.75" |
| Booster | Single Diaphragm | Dual Diaphragm |
| Parking | Cable to Rear Wheels | |
| Electrical | 12 Volt; Negative Ground | |
| Battery—6 cyl. | 2500 watts @ 0°F. | |
| —8 cyl. | 3200 watts @ 0°F. | |
| Delcotron Generator | 37 amp. | |
| Frame | Carbon Steel; 39,000 psi | |
| Section Modulus | 3.14 | |
| Fuel Tank (nominal capacity) | 25 gal. | |
| Steering Gear Type | Manual; Recirculating Ball Gear | |
| Linkage | Parallelogram | Conventional |
| Transmission | Fully Synchronized 3-Speed | |
| Shift Location | Steering Column | |
| Transfer Case | — | New Process 205 2-Speed |
| Shift Lever | — | Single Lever |
| PTO Opening | — | Left Side |
| Tires | (5) H78-15B (4PR) | |
| Wheels | (5) Disc 15" x 6" | |

BLAZER



| Series | Ground Clearance (in) ★ | |
|--------|-------------------------|------|
| | Front | Rear |
| C10 | 7.0 | 6.6 |
| K10 | 6.9 | 6.6 |

| Model | Engine No. Cyl. | Dimensions (in) ★ | | | | | Curb Weight (lb) | | | Model Weight (lb)* | | |
|-------|-----------------|-------------------|----|----|----|----|------------------|------|-------|--------------------|------|-------|
| | | WB | LL | OL | OH | GT | Front | Rear | Total | Front | Rear | Total |

C10 SERIES

| | | | | | | | | | | | | |
|----------------|---|-------|------|-------|------|------|------|------|------|------|------|------|
| CC10516 | 6 | 106.5 | 76.6 | 184.4 | 68.8 | 27.1 | 2045 | 1933 | 3978 | 2112 | 2016 | 4128 |
| | 8 | | | | | | 2189 | 1962 | 4151 | 2256 | 2045 | 4301 |

K10 SERIES

| | | | | | | | | | | | | |
|----------------|---|-------|------|-------|------|------|------|------|------|------|------|------|
| CK10516 | 6 | 106.5 | 76.6 | 184.4 | 71.1 | 29.3 | 2236 | 2098 | 4334 | 2303 | 2181 | 4484 |
| | 8 | | | | | | 2374 | 2122 | 4496 | 2441 | 2205 | 4646 |

★Dimensions with standard equipment, unloaded.

*Model Weight includes Curb Weight plus occupants (standard seating capacity x 150 lb). Total Model Weight may vary as much as ±150 lbs. to allow for production build variation.

BLAZER

GVWR SELECTOR

| GVW Rating (lbs) | †GAWR (lbs) | | Minimum Equipment Required for GVW Rating | | | |
|------------------|-------------|------|---|------|-------------------|--|
| | Front | Rear | Tire Capacities (lbs ea) | | Chassis Equipment | |
| | | | Front | Rear | | |

C10 SERIES

| | | | | | |
|------|------|------|------|------|----------|
| 6050 | 3220 | 3220 | 1610 | 1610 | Standard |
|------|------|------|------|------|----------|

K10 SERIES

| | | | | | |
|------|------|------|------|------|----------|
| 6200 | 3220 | 3220 | 1610 | 1610 | Standard |
|------|------|------|------|------|----------|

†GAWR's shown are the maximum for each axle with equipment listed. Other GAWR's are available, and they are determined as the minimum capacity of either axle, springs or tires.

FRONT AND REAR TIRE AVAILABILITY CHART

C-K10 SERIES

**Spare tire to match either front or rear tires must be ordered
K10 models require matching front and rear tread**

| FRONT | | | | REAR | | | |
|-------------------|-------------|---------------|--------------|-------------------|-------------|---------------|-------------|
| Capacity (lbs ea) | Description | Option Number | | Capacity (lbs ea) | Description | Option Number | |
| | | Highway | ▲On-Off Road | | | Highway | On-Off Road |

TUBELESS

| | | | | | | | |
|-------|---------------------------------|------------|-----------|------|---------------------------------|------------|------------|
| 1610 | H78-15B | HL | HR | 1610 | H78-15B | HL | HR |
| 1610 | H78-15B White Stripe | HM | — | 1610 | H78-15B White Stripe | HM | — |
| 1760 | 10-15B | — | WR | 1760 | 10-15B | — | WR● |
| 1760 | 10-15B White Stripe | WS● | — | 1760 | 10-15B White Stripe | WS● | — |
| 1790 | L78-15B | LB | LC | 1790 | L78-15B | LB | LC |
| 1790 | L78-15B White Stripe | LD | — | 1790 | L78-15B White Stripe | LD | — |
| ◆1900 | LR78-15C Radial White Stripe | CD | — | 1900 | LR78-15C Radial White Stripe | CD | — |

TUBE-TYPE

| | | | | | | | |
|------|----------|-----------|-----------|------|----------|-----------|-----------|
| 1610 | 6.50-16C | MG | — | 1610 | 6.50-16C | MG | — |
| 1720 | 7.00-15C | NH | — | 1720 | 7.00-15C | NH | — |
| 1800 | 7.00-16C | NK | NL | 1800 | 7.00-16C | NK | NL |

▲On-Off road front tires available on K10 models only.

● Available on K10 models only.

◆ Rated 1910 capacity on K10 models.

NOTES

BLAZER

POWER TEAMS

| ENGINE | TRANSMISSION | TRANSFER CASE | REAR AXLE | |
|---------------|---------------|----------------|------------------------|----------------|
| Type and Code | Type and Code | Make and Model | Make and Capacity (lb) | Ratio and Code |

C10 SERIES

| | | | | 3.07 HE3 | 3.73 GT4 | 4.11 H04 |
|-----------------------------------|-------------------------------|---|----------------|----------|----------|----------|
| ● 250 1-bbl L6—LD4 (Standard Six) | 3-Speed Manual (Std)—M15 | — | Chevrolet 3750 | — | X(Std) | ♦ X |
| | 4-Speed (Chevrolet CH465)—M20 | | | — | X(Std) | ♦ X |
| | Turbo Hydra-matic—M40 | | | — | X(Std) | ♦ X |
| ■ 350 4-bbl V8—LS9 (Standard V8) | 3-Speed Manual (Std)—M15 | | | — | X(Std) | — |
| | 4-Speed (Chevrolet CH465)—M20 | | | — | X(Std) | — |
| | Turbo Hydra-matic—M40 | | | X(Std) | X | ♦ X |

K10 SERIES

| | | | | 3.07 HE3 | 3.73 GT4 | 4.11 H04 |
|-----------------------------------|-------------------------------|------------------|------------------|----------|----------|----------|
| ● 250 1-bbl L6—LD4 (Standard Six) | 3-Speed Manual (Std)—M15 α | New Process #205 | Chevrolet 3750 ♦ | — | — | X(Std) |
| | 4-Speed (Chevrolet CH465)—M20 | | | — | X(Std) | X |
| | Turbo Hydra-matic—M40 | New Process #203 | | — | X(Std) | X |
| ■ 350 4-bbl V8—LS9 (Standard V8) | 3-Speed Manual (Std)—M15 | New Process #205 | | X(Std) | X | — |
| | 4-Speed (Chevrolet CH465)—M20 | | | X(Std) | X | — |
| | Turbo Hydra-matic—M40 | New Process #203 | | X(Std) | X | — |
| ■ 400 4-bbl V8—LF4 | Turbo Hydra-matic—M40 | | X(Std) | X | — | |

- Available for registration in the State of California when California Emission Certification is ordered.
- Not available for registration in the State of California.
- ♦ Locking Differential rear axle also available.
- α Not recommended for GVW of 6200 lb.

ENGINE RATINGS

| SAE Net Ratings @ 85°F | 250 1-bbl L6 | 350 4-bbl V8 | 400 4-bbl V8 |
|------------------------|----------------|----------------|----------------|
| Net Horsepower..... | 100 @ 3600 rpm | 165 @ 3800 rpm | 175 @ 3600 rpm |
| Net Torque, lb-ft..... | 175 @ 1800 rpm | 255 @ 2800 rpm | 290 @ 2800 rpm |