



BLAZER MODEL SELECTOR



HARDTOP

SERIES	MODEL NUMBER	BODY ORDERING CODE	
		White Top	Black Top
C10	CC10516	Z58	Z59
K10 (4-Wheel Drive)	CK10516	Z58	Z59



CONVERTIBLE TOP

SERIES	MODEL NUMBER	BODY ORDERING CODE
		White Top
C10	CC10516	C1A
K10 (4-Wheel Drive)	CK10516	C1A

ORIGINAL COPY

BLAZER

STANDARD SPECIFICATIONS

(See Blue Tab Section for Specification Details)

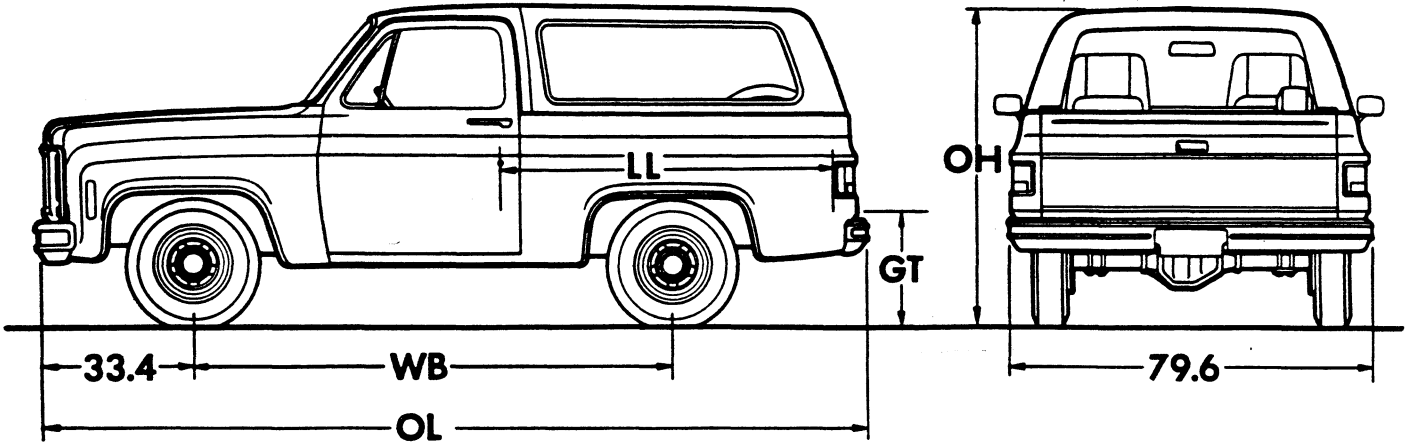
Series	C10	K10
Engine		
Base Equip.....	4.1 Litre, 250 2-bbl L6 ■	
Clutch.....	11", 124 sq. in.	
Air Filter.....	Oiled-paper Element	
Oil Filter.....	Throwaway Type	
Exhaust System.....	Single; Aluminized	
Emission Control Systems.....	See Engine & Cooling Section for specific model applications	
Suspension, Front	Independent	Hypoid Driving Axle
Type.....	Coil Springs	Leaf Springs
Axle Capacity.....	3250 lb.	3600 lb.
Axle Ratio.....	—	4.11
Springs @ Ground.....	1625 lb. ea.	1650 lb. ea.
Shock Absorbers.....	1" dia.	1" dia.
Stabilizer Bar.....	—	1.25" dia.
Suspension, Rear	Salisbury Axle; Hypoid Drive; Two-stage Multi-leaf Springs	
Type.....	Leaf Springs	
Axle Capacity.....	3750 lb.	
Axle Ratio.....	3.40	4.11
Springs, Main @ Ground.....	1700 lb. ea.	
Shock Absorbers.....	1" dia.	
Brakes	Hydraulic; Self-adjusting	
Front.....	Disc; 11.86" Rotor	
Rear.....	Drum; 11.15" x 2.75"	
Booster.....	Dual Diaphragm	
Parking.....	Cable to Rear Wheels	
Electrical	12 Volt; Negative Ground	
Battery.....	Freedom Type; 2500 watts @ 0°F.	
Delcotron Generator.....	37 amp.	
Frame	Carbon Steel; 39,000 psi	
Section Modulus.....	3.14	
Fuel Tank (nominal capacity)	25 gal.	
Steering Gear Type	Manual; Recirculating Ball Gear	Integral Power
Linkage	Parallelogram	—
Transmission	Fully Synchronized 3-Speed Manual	
Shift Location.....	Steering Column	
Transfer Case	—	New Process 205 2-Speed
Shift Lever.....	—	Single Lever
PTO Opening.....	—	Left Side
Tires	(S) H78-15B (4PR)	
Wheels	(5) Disc 15" x 6"	

■ Standard engine not available for registration in the State of California; see Power Teams chart.

BLAZER

BODY ORDERING CODES:

Hardtop Models: White—Z58; Black—Z59
 Convertible top Models†: White—C1A



Series	Ground Clearance (in)★	
	Front	Rear
C10	7.5	7.4
K10	7.0	7.0

Model	Engine No. Cyl.	Dimensions (in) ★					†Curb Weight (lb)			†Model Weight (lb)*		
		WB	LL	OL	OH	GT	Front	Rear	Total	Front	Rear	Total

C10 SERIES

CC10516	6	106.5	76.6	184.4	69.8	26.4	2068	1972	4040	2201	2139	4340
---------	---	-------	------	-------	------	------	------	------	------	------	------	------

K10 SERIES

CK10516	6	106.5	76.6	184.4	72.0	28.7	2291	2131	4422	2424	2298	4722
---------	---	-------	------	-------	------	------	------	------	------	------	------	------

★Dimensions with standard equipment, unloaded.

*Model Weight includes Curb Weight plus occupants (standard seating capacity x 150 lb). Total Model Weight may vary as much as ±150 lbs. to allow for production build variation.

†Curb and Model Weights shown are for Hardtop models; for convertible models weights must be reduced as follows: Front - 14 lbs.; Rear - 134 lbs.; Total - 148 lbs.

BLAZER

GVWR SELECTOR

GVW Rating (lbs)	†GAWR (lbs)		Minimum Equipment Required for GVW Rating		
	Front	Rear	Tire Capacities (lbs ea)		Chassis Equipment
			Front	Rear	

C10 SERIES

6050	3210	3210	1605	1605	Standard
------	------	------	------	------	----------

K10 SERIES

6200	3210	3210	1605	1605	Standard
------	------	------	------	------	----------

†GAWR's shown are the maximum for each axle with equipment listed. Other GAWR's are available, and they are determined as the minimum capacity of either axle, springs or tires.

FRONT AND REAR TIRE AVAILABILITY CHART

C-K10 SERIES

Spare tire to match either front or rear tires must be ordered
K10 models require matching front and rear tread

FRONT				REAR			
Capacity (lbs ea)	Description	Option Number		Capacity (lbs ea)	Description	Option Number	
		Highway	▲On-Off Road			Highway	On-Off Road

TUBELESS

1605	H78-15B	HL	HR	1605	H78-15B	HL	HR
1605	H78-15B White Stripe	HM	—	1605	H78-15B White Stripe	HM	—
1760	10-15B	WR●	—	1760	10-15B	WR●	—
1760	10-15B White Lettered	WS●	—	1760	10-15B White Lettered	WS●	—
1790	L78-15B	LB	LC	1790	L78-15B	LB	LC
1790	L78-15B White Stripe	LD	—	1790	L78-15B White Stripe	LD	—
1905	LR78-15C Radial White Stripe	CD	—	1905	LR78-15C Radial White Stripe	CD	—

TUBE-TYPE

1610	6.50-16C	MG	—	1610	6.50-16C	MG	—
1720	7.00-15C	NH	—	1720	7.00-15C	NH	—

▲On-Off road front tires available on K10 models only.
● Available on K10 models only.

BLAZER

POWER TEAMS

ALL STATES EXCEPT CALIFORNIA

C10 SERIES

		GVWR	6050		
		Axle Ratio	3.07	3.40	3.73
Engine	Transmission	Axle Cap. (lb)	Axle Ratio Codes [▲]		
4.1 Litre, 250 2-bbl L6—LE3 (Standard)	3-Spd—MM3 (Std)	3750 ♦	—	GQ1	GT4
	4-Spd—MM4		—	GQ1	GT4
	Automatic—MX1		—	GQ1	GT4
5.0 Litre, 305 2-bbl V8—LG9	3-Spd—MM3 (Std)		GQ1	HE4	GT4
	4-Spd—MM4		GQ1	HE4	GT4
	Automatic—MX1		GQ1	HE4	GT4
5.7 Litre, 350 4-bbl V8—LS9	3-Spd—MM3 (Std)		GQ1	HE4	GT4
	4-Spd—MM4		GQ1	HE4	GT4
	Automatic—MX1		GQ1	HE4	GT4

K10 SERIES

			GVWR	6200				
			Axle Ratio	2.76	3.07	3.40	3.73	4.11
Engine	Transmission	Transfer Case*	Axle Cap. (lb)	Axle Ratio Codes [▲]				
4.1 Litre, 250 2-bbl L6—LE3 (Standard)	3-Spd—MM3 (Std)	NP205	3750 ♦	—	—	—	—	GQ1
	4-Spd—MM4			—	—	GQ1	—	H04
	Automatic—MX1	NP203		—	—	GQ1	—	H04
5.0 Litre, 305 2-bbl V8—LG9	3-Spd—MM3 (Std)	NP205		—	—	GQ1	GT4	—
	4-Spd—MM4			—	GQ1	HE4	GT4	—
	Automatic—MX1	NP203		—	GQ1	HE4	GT4	—
5.7 Litre, 350 4-bbl V8—LS9	3-Spd—MM3 (Std)	NP205		—	GQ1	HE4	GT4	—
	4-Spd—MM4			HC2	GQ1	HE4	GT4	—
	Automatic—MX1	NP203		HC2	GQ1	HE4	GT4	—
6.6 Litre, 400 4-bbl V8—LF4	Automatic—MX1	NP203	HC2	GQ1	HE4	GT4	—	

▲ GQ1 indicates standard axle ratio.

♦ Locking Differential rear axle also available.

* Transfer cases: New Process #203—Full-time 4-wheel-drive. New Process #205—Conventional 4-wheel-drive.

ENGINE RATINGS

SAE Net Ratings @ 85°F	4.1 Litre 250 2-bbl L6*	5.0 Litre 305 2-bbl V8*	5.7 Litre 350 4-bbl V8*	6.6 Litre 400 4-bbl V8*
Net Horsepower.....	130 @ 3800 rpm	140 @ 4000 rpm	165 @ 3600 rpm	185 @ 3600 rpm
Net Torque, lb-ft.....	210 @ 2400 rpm	240 @ 2000 rpm	270 @ 2000 rpm	300 @ 2400 rpm

*Medium Duty Emissions.

BLAZER
POWER TEAMS
CALIFORNIA ONLY

C10 SERIES

Engine	Transmission	GVWR	6050		
		Axle Ratio	3.07	3.40	3.73
		Axle Cap. (lb)	Axle Ratio Codes [▲]		
a5.7 Litre, 350 4-bbl V8—LS9	3-Spd—MM3 (Std)	3750 ♦	GQ1	HE4	GT4
	4-Spd—MM4		GQ1	HE4	GT4
	Automatic—MX1		GQ1	HE4	GT4

K10 SERIES

Engine	Transmission	Transfer Case*	GVWR	6200				
			Axle Ratio	2.76	3.07	3.40	3.73	4.11
			Axle Cap. (lb)	Axle Ratio Codes [▲]				
b5.7 Litre, 350 4-bbl V8—LS9	3-Spd—MM3 (Std)	NP205	3750 ♦	—	GQ1	HE4	GT4	—
	4-Spd—MM4	NP203		HC2	GQ1	HE4	GT4	—
	Automatic—MX1			HC2	GQ1	HE4	GT4	—
b6.6 Litre, 400 4-bbl V8—LF4	Automatic—MX1	NP203		HC2	GQ1	HE4	GT4	—

▲ GQ1 indicates standard axle ratio.

♦ Locking Differential rear axle also available.

* Transfer cases: New Process #203—Full-time 4-wheel-drive. New Process #205—Conventional 4-wheel-drive.

a 5.7 Litre 350 V8 engine required for registration in the State of California.

b 5.7 Litre 350 V8 or 6.6 Litre 400 V8 engine required for registration in the State of California.

ENGINE RATINGS

SAE Net Ratings @ 85°F	5.7 Litre 350 4-bbl V8*	6.6 Litre 400 4-bbl V8*
Net Horsepower	155 @ 3600 rpm	170 @ 3600 rpm
Net Torque, lb-ft.	260 @ 2000 rpm	305 @ 1600 rpm

*Medium Duty Emissions.

INDEX

	Page
Paint Description & Refinish	2
Color Chip Page	—

**Cab and Body information can be found within the
Yellow Tab Section for each model series.**

COLOR & TRIM

PAINT DESCRIPTION

Chevrolet trucks are finished with a baked-on, high-luster paint which is durable and easy to maintain. Prior to application of the finish coat, all bodies, cabs and sheet metal surfaces are thoroughly cleaned and primed.

Then one of the following finish paints is applied:

Paint	Applicable Models
Acrylic lacquer	El Camino
Alkyd enamel	LUV Pickup & Chassis-Cab
Acrylic enamel	All other models

1979 PAINT REFINISH NUMBERS

EL CAMINO MODELS

Color	Chev. Option No.	Du Pont	Rinshed-Mason	Ditzler
Beige	61	45804L	A-9809	3124
Black	19	99L	A-946	9300
Dark Blue	29	45801LH	A-9802G	3121
Light Blue Metallic	22	44717L	A-8682	2955
Pastel Blue	21	45800L	A-9800	3119
Dark Brown	69	45805LH	A-9813G	3126
Camel	63	45806LH	A-9811D	3125
Carmine	77	45184LM	A-9398F	3096
Dark Carmine	79	45189LM	A-9391F	3098
Light Green	40	45802L	A-9803	3122
Medium Green	44	45803L	A-9805D	3123
Silver	15	45177LH	A-9369	3076
White	11	5338L	A-2080	2058
Light Yellow	54	45194L	A-9378	3085

LUV PICKUP & CHASSIS-CAB MODELS

Color	Chev. Option No.	Du Pont	Rinshed-Mason	Ditzler
Light Blue	20	45452	9622	15174
Midnight Black	86	99	946	9000
Crimson Red	70	43251L	6411	72096
Strato White	12	43250L	6443	0883
Jasmine Yellow	53	43254L	6434	82162

10-90 SERIES MODELS ONLY

Color	Chev. Option No.	Du Pont	Rinshed-Mason	Ditzler
Midnight Black	86	99L	A-946	9300
Deep Blue	26	44779LH	A-9153	2904
Hawaiian Blue	23	5183L	A-2253	2188
Holly Green	46	44778LH	A-9155	2951
Carmine Red	70	45826LM	A-9889F	3160
Cardinal Red	73	44774LW	A-9158F	2932
Santa Fe Tan	60	43486L	A-2869	2777
Frost White	12	817L	A-1347	2185

10-30 SERIES MODELS ONLY

Color	Chev. Option No.	Du Pont	Rinshed-Mason	Ditzler
Mariner Blue	25	44791LH	A-9152	2992
Light Camel	65	45037L	A-9887D	3133
Charcoal	18	45819L	A-9881	3159
Meadow Green	42	45821L	A-9884	3162
Shamrock Green	43	44742L	A-9885	3163
Mystic Silver	17	45818L	A-9880	3158
Polar White	89	45107L	—	0818

10-70 SERIES MODELS ONLY

Color	Chev. Option No.	Du Pont	Rinshed-Mason	Ditzler
Cordova Brown	81	44791LH	A-9161D	2947
Dark Carmine Red	71	45827LM	A-9890F	3164
Russet Metallic	74	44743LH	A-9157G	2926
Colonial Yellow	53	44782LH	A-9156	2929

50-90 SERIES MODELS ONLY

Color	Chev. Option No.	Du Pont	Rinshed-Mason	Ditzler
Camel Beige	64	45830L	A-9886	24651
Dark Brown	82	45828LH	A-9892	24655
Tangier Orange	88	31LH	A-1597	60156
Prime	00	—	—	—
Wheatland Yellow	87	43536LH	A-2876D	2785

80-90 SERIES MODELS ONLY

Color	Chev. Option No.	Du Pont	Rinshed-Mason	Ditzler
Metallic Blue	27	45829LH	A-9883	3161
Saddle Metallic	66	45823L	A-9960	24577
Silver Metallic	14	44777L	A-9150	8982

SPECIAL PAINTS

In addition to the selection of standard colors offered on Chevrolet trucks, several Special Equipment Option (SEO) paint colors may be ordered and are available as solid colors only. Tangier Orange (SEO 9V2) or Wheatland Yellow (SEO 9V4) may be ordered on Pickup, Chassis-Cab, Blazer, Suburban, Chevy Van, Sportvan, Hi-Cube Van and Cutaway Van models. Crimson Red (SEO 9V8) may be ordered on Sportvan, Chevy Van, Hi-Cube Van and Cutaway Van models only.

PERMANENT FLEET COLORS

Color	Option No.	SEO No.
CRIMSON RED	—	9V8
TANGIER ORANGE (ORANGE)	—	9V2
FROST WHITE	12	—
WHEATLAND YELLOW (DARK YELLOW)	—	9V4
HAWAIIAN BLUE	23	—


BLAZER

**CAB & BODY FEATURES
SEATING ARRANGEMENTS
CAB DIMENSIONS
COLOR & TRIM CHARTS
TWO-TONES**

BLAZER

CUSTOM DELUXE FEATURES—STANDARD MODEL

The Custom Deluxe standard models include the following items as standard equipment



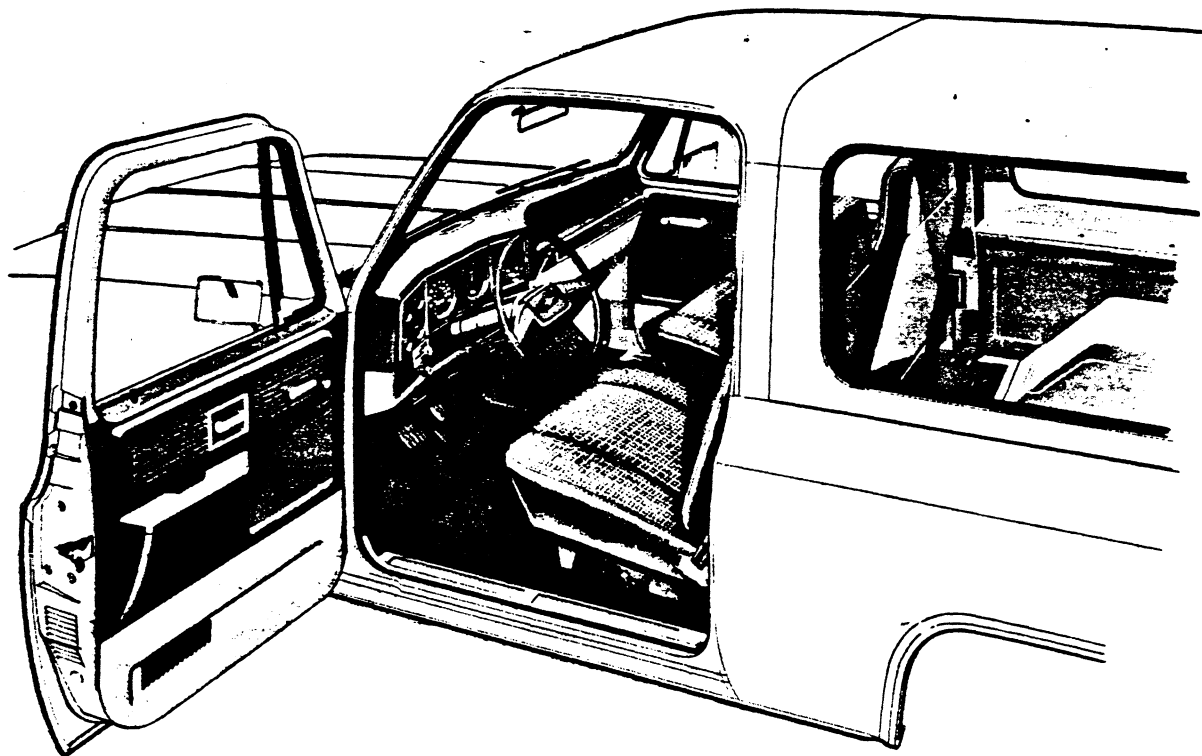
EXTERIOR

- **Bumpers:** Front and rear; painted white
- **Color:** See Interior and Exterior Color Selection Chart
- **Doors:** RH and LH side doors
- **Drip Moldings:** Over side doors; painted roof color
- **Grille:** Molded plastic; painted dark gray; integral Chevrolet emblem at center includes bright insert with ochre trim
- **Grille Frame:** Bright headlamp/parking lamp bezels plus bright upper and lower moldings joining extensions of lamp bezels; dark gray painted bezel centers in headlamp area
- **Horn:** Single, electric low-note
- **Hub Caps:** Bright metal with black and ochre trim
- **Keys:** Two-key system with separate keys for ignition switch and doors
- **Lights:**
 - Backup lamps: Two rear (integral with taillamps)
 - Combination parking/direction/hazard: Two front
 - Combination tail/stop/direction/hazard: Two rear
 - Headlamps: Two; Power Beam
 - License plate lamp: Single rear
 - Side marker lamps with reflectors: Two front; two rear (integral with taillamps)
- **Mirrors:** RH and LH fixed arm with adjustable 5½" x 4" head; chrome finish
- **Moldings:** Bright decorative molding at hood rear edge
- **Nameplates:** Bright "K5 Blazer" nameplates on upper portions of front fenders near doors; and a bright "Chevrolet" nameplate on tailgate (except convertible top models)
- **Removable Top:** (Hardtop models only) Constructed of molded plastic reinforced with fiber glass. Included are LH and RH fixed side windows. The exterior of the top is finished with textured black or white paint (cab roof also finished in same manner)
- **Convertible Top:** (Convertible models only) Made with vinyl-coated fabric, which is stain- and mildew-resistant, and sewn with long-lasting nylon thread. Top has a structural foam header where it seals with the cab roof panel. It can be used with the side and rear panels rolled up or entire top can be folded down. Steel hardware with aluminum extrusions for the siderails. The cab roof is finished in white textured paint to match the convertible top color
- **Tailgate:** Hardtop models: double-wall steel construction, supported in open position by reel-type cables. Includes drop glass operated by an articulated crank-type regulator handle on the tailgate outer panel. A key lock cylinder is concealed in the regulator handle, and must be unlocked before the window can be lowered. After the window is lowered, the tailgate is released with a handle located at the upper center of the inner panel. An optional electric tailgate window is available (RPO A33). Convertible models: same tailgate as that used on Fleetside pickups
- **Tools:** Mechanical jack and wheel wrench
- **Wheels:** Painted white
- **Windshield Wipers and Washers:** Electric, 2-speed wipers with matte finish on exposed metal portions; partially concealed arms; coordinated dual-orifice washers

BLAZER

CUSTOM DELUXE FEATURES—STANDARD MODEL

The Custom Deluxe standard models include the following items as standard equipment



INTERIOR


- **Armrests:** RH and LH padded; integral with door trim panels
- **Ashtray:** In middle of instrument panel
- **Coat Hooks:** Two; on LH side (Hardtop models only)
- **Colors:**
 - Painted body areas: Same as exterior primary color choice
 - Removable top: Mystic
 - Interior trim: Coordinated with seat trim color choice
- **Dome Lamps:** Two (Hardtop models only); one (convertible models only); with door-actuated switches (dome lamps may also be activated by main light switch)
- **Door Trim Panels:** Color-keyed, molded plastic
- **Floor Covering:** Embossed black rubber mats; front and rear
- **Heater and Defogger:** Deluxe-air; automatic blower operation with ignition switch on for power ventilation system
- **Instrument Cluster Bezel:** Black with bright trim
- **Instruments:**
 - Gages: Speedometer, odometer, and fuel
 - Switches: Main, for control of exterior lights, instrument cluster lights, dome light(s) and courtesy/map light; wiper-washer; headlamp beam (foot); ignition; direction signal (with lane change position); hazard warning; heater fan
 - Warning lights: Generator, oil pressure, engine temperature, service-parking brake, direction/hazard signal, seat belt, high beam, and Hi/Low Lock indicator (4-wheel-drive models with full-time transfer case only)
- **Instrument Panel Control Knobs:** Soft black plastic with white graphic identification (except heater and wiper-washer controls)
- **Instrument Panel Pad:** Color-keyed, energy-absorbing foam type with grained vinyl skin; has bright applique on RH side with black insert, black trim and bright "Custom Deluxe" nameplate
- **Insulation and Sound Deadening Material:** Dash (firewall), under floor mats, and between inner and outer cab roof panels
- **Lights:** Instrument cluster and courtesy/map lights, cab and removable top dome lights with bright trim
- **Mirror, Rearview:** 10" prismatic with soft vinyl rim
- **Scuff Plates:** Full-length, bright front door and rear compartment sills
- **Seats:** Driver and passenger; foam-padded high back bucket type with houndstooth pattern vinyl trim. See Interior and Exterior Color Selection Chart for color availability
- **Seat Belt:** Driver and passenger; non-detachable combination lap and shoulder belt with emergency-locking retractor and switch in driver's lap belt retractor for buzzer warning system. Belt assembly is color-keyed with pushbutton type buckle
- **Spare Tire Mounting:** On RH side panel behind wheelhouse
- **Steering Wheel and Column:** 16" black soft plastic wheel with 2-spoke design; black energy-absorbing steering column with anti-theft locking feature
- **Stowage Box:** In RH side of instrument panel; door has bright, turn-type latch release
- **Sunshade:** LH and RH padded; color-keyed

BLAZER

CHEYENNE MODEL OPTION—RPO Z84

This option includes all Custom Deluxe standard model items plus the additions or substitutions listed below

EXTERIOR



Hardtop model shown



Removable model shown

Optional 3-passenger rear seat also shown in illustration

● Bright Appearance Items:

- Brush-finished applique panel on tailgate
- Front and rear bumpers
- "Cheyenne" nameplate on each side panel at center rear
- Upper and lower body side and tailgate moldings, plus wheel-opening lip moldings
- Front side marker lamp, and taillamp trim

Removable top side window moldings

Windshield reveal molding

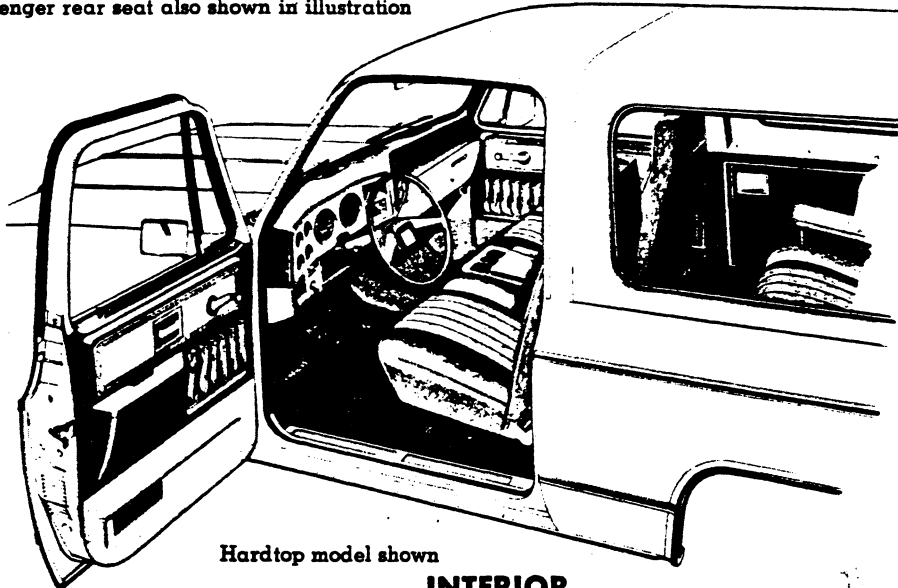
● Body-to-Fender Insulators

● Hood Insulator

● Horn: Additional, electric, high-note

● Secondary Door Seals: On side door upper frames

Optional 3-passenger rear seat also shown in illustration



Hardtop model shown

INTERIOR

● Bright Appearance Items:

- "Cheyenne" nameplate on instrument panel pad
- Four-speed transmission shift lever
- Transfer case shift lever (conventional 4-wheel-drive models)
- Trim on instrument cluster bezel, instrument panel pad applique, interior trim panels and on horn button

● Cigar Lighter: Includes ashtray light

● Colors: Choice of single or two-tone interior color scheme

● Console: Color-keyed molded plastic with bright trim and storage/beverage pockets

● Floor Covering: Color-keyed front compartment carpeting (matching rear compartment floor covering, including wheel housings, also provided with optional rear seat)

● Headliner: Front compartment; Mystic color hardboard-backed foam rubber with perforated vinyl skin; includes matching windshield pillar and retainer moldings

● Instrument Cluster: Voltmeter, oil pressure gage, and engine temperature gage replace warning lamps; includes bright brush-finished bezel

● Seats: Choice of: 1) all-vinyl oxen hide grain trim; or 2) plaid pattern nylon cloth and vinyl trim. See Interior and Exterior Color Selection Chart for color availability

● Spare Tire Cover: Black vinyl

● Special Insulation: Extra-thick floor insulators (including rear compartment floor and wheel housings with optional rear seat) plus insulator under cowl top panel

● Steering Wheel: Bright trim on horn button

● Trim Panels: Molded, color-keyed plastic front door trim panels with vinyl storage pockets plus bright brush-finished inserts and bright trim having bright borders with tooled leather pattern. Color-keyed embossed vinyl rear compartment side-wall trim panels with ashtrays and bright trim

BLAZER

OPTIONAL SEATS

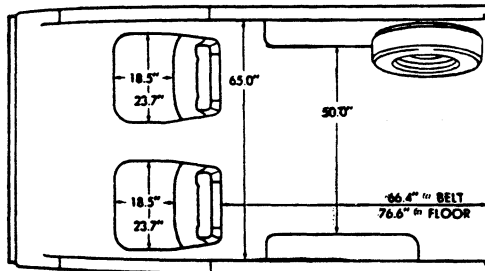
The driver and front passenger seats for Custom Deluxe (standard) models are available with optional all-vinyl oxen hide grain trim in a choice of blue or camel tan. This option includes a color-keyed plastic floor console between the seats, color-keyed front carpeting and extra-thick front floor insulation.

When the single-tone interior is stipulated for the Cheyenne Model Option (RPO Z84), a choice of either oxen hide grain all-vinyl trim in blue, camel tan or carmine or plaid-patterned cloth and vinyl trim in camel tan or carmine is provided. When the optional two-tone interior is ordered for Cheyenne models, all seats are trimmed with either all-vinyl or plaid cloth

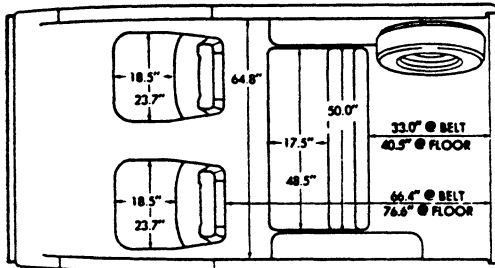
and vinyl trim in mystic color only; door trim panel assemblies, headliner and related garnish moldings and sun visors are also mystic, with other components in blue, carmine or camel tan.

A three-passenger folding rear seat with armrests (RPO AM7) is available for all models. Seat belts are provided at all seating positions, with outboard units incorporating retractors. LH and RH ashtrays mounted to the sidewalls also are provided. The seat trim and floor covering match those of the front compartment, and rear wheelhouse insulation and carpeting are included when the oxen hide grain all-vinyl front seats or plaid pattern cloth and vinyl front seats are ordered.

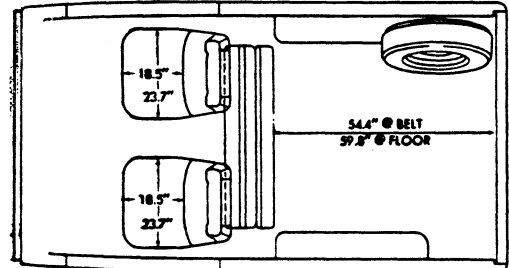
SEATING ARRANGEMENTS



Standard front driver and passenger bucket seats

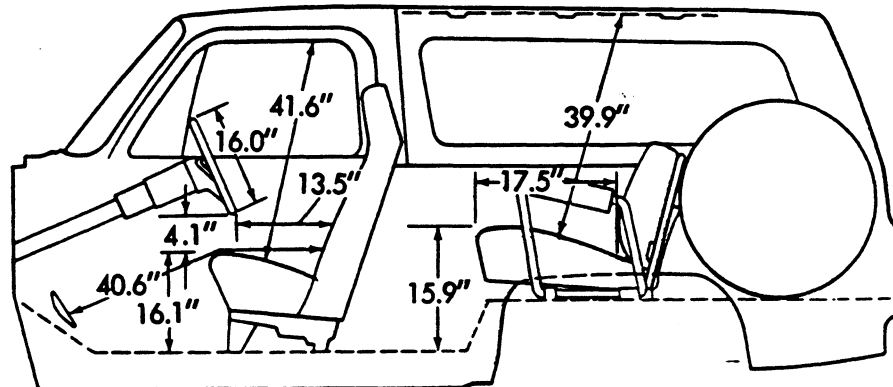


Front and 3-passenger rear seat



**Front and 3-passenger rear seat
(rear seat shown in folded position)**

DIMENSIONS



Glass Area (sq. in.)

Windshield.....1447
Side door, including venti-
pane (each side)..... 546

Removable top side win-
dow (each side)..... 894
Tailgate drop glass (Hard
top models).....1077

SINGLE TONE INTERIOR

BLAZER

INTERIOR AND EXTERIOR COLOR AVAILABILITY CHART

Please Note: Exterior and interior paint combinations shown in chart below are those recommended by Chevrolet. Any exterior color combination may be ordered with any available seat trim if the particular combination is desired by a customer.

SEAT TRIM			MODEL OPTION		SEAT TRIM COLORS AND ORDERING CODES		
Fabric	▲Code	Type	Custom Deluxe	Cheyenne Z84	Blue	Carmine■	Camel Tan
Standard Vinyl	V	Bucket	X		VDD4	—	VCC4
Custom Vinyl	W	Bucket	X	X	XDD4	XRR4	XCC4
Custom Cloth	H	Bucket		X	—	KRR4	KCC4
◆ EXTERIOR COLORS			Primary	Secondary	RECOMMENDED INTERIOR TRIM COLORS		
FROST WHITE			12	12	X	X	X
Mystic Silver			12	17*	X	X	
Deep Blue			12	26*	X		
Santa Fe Tan			12	60*			X
Dark Carmine Red			12	71*		X	
Midnight Black			12	86	X		
MYSTIC SILVER (Metallic)			17	17	X	X	
Frost White			17	12*	X	X	
Midnight Black			17	86**	X		
CHARCOAL (Metallic)			18	18	X	X	
Frost White			18	12*	X	X	
Mystic Silver			18	17**	X	X	
Midnight Black			18	86**	X	X	
HAWAIIAN BLUE			23	23	X		
Frost White			23	12*	X		
Deep Blue			23	26*	X		
MARINER BLUE (Metallic)			25	25	X		
Frost White			25	12*	X		
Deep Blue			25	26*	X		
DEEP BLUE			26	26	X		
Frost White			26	12*	X		
SHAMROCK GREEN (Metallic)			43	43			X
Frost White			43	12*			X
HOLLY GREEN			46	46			X
Frost White			46	12*			X
COLONIAL YELLOW			53	53			X
Frost White			53	12*			X
SANTA FE TAN			60	60			X
Frost White			60	12*			X
LIGHT CAMEL (Metallic)			65	65			X
Frost White			65	12*			X
Santa Fe Tan			65	60*			X
DARK CARMINE RED			71	71		X	X
Frost White			71	12*		X	X
CARDINAL RED			73	73		X	X
Frost White			73	12*		X	X
CORDOVA BROWN (Metallic)			81	81			X
Frost White			81	12*			X
MIDNIGHT BLACK			86	86	X	X	X
Frost White			86	12	X	X	
Mystic Silver			86	17**	X	X	
Santa Fe Tan			86	60		X	X
Dark Carmine Red			86	71**		X	

◆ Primary color shown in **BOLDFACE TYPE**; Secondary colors shown in Lightface Type.
 ▲ Seat Trim Codes: V—Houndstooth Pattern Vinyl; W—Oxen Hide Vinyl; H—Plaid Pattern Cloth. ■ Available with Cheyenne only.
 * Not available with black tops. **Not available with white tops.

SEE PAGE H FOR ZYS EXTERIOR DECOR PACKAGE ILLUSTRATION

TWO-TONE INTERIOR

BLAZER

INTERIOR AND EXTERIOR COLOR AVAILABILITY CHART

Please Note: Exterior and interior paint combinations shown in chart below are those recommended by Chevrolet. Any exterior color combination may be ordered with any available interior color or seat trim if the particular combination is desired by a customer.

SEAT TRIM			MODEL OPTION		SEAT TRIM COLOR AND ORDERING CODE		
Fabric	▲Code	Type	Cheyenne Z84		Mystic	Mystic	Mystic
Custom Vinyl	W	Bucket	X		XMD4	XMR4	XMC4
Custom Cloth	H	Bucket	X		KMD4	KMR4	KMC4
EXTERIOR COLOR				TWO-TONE INTERIOR COLOR			
Primary Colors and Available Secondary Colors †			Primary Code	Secondary Code	Blue and Mystic	Carmines and Mystic	Camel and Mystic
FROST WHITE			12	12	X	X	X
Mystic Silver			12	17*	X	X	X
Deep Blue			12	26*	X	X	X
Santa Fe Tan			12	60*	X	X	X
Dark Carmine Red			12	71*	X	X	X
Midnight Black			12	86	X	X	X
MYSTIC SILVER (Metallic)			17	17	X	X	X
Frost White			17	12*	X	X	X
Midnight Black			17	86**	X	X	X
CHARCOAL (Metallic)			18	18	X	X	X
Frost White			18	12*	X	X	X
Mystic Silver			18	17**	X	X	X
Midnight Black			18	86**	X	X	X
HAWAIIAN BLUE			23	23	X	X	X
Frost White			23	12*	X	X	X
Deep Blue			23	26*	X	X	X
MARINER BLUE (Metallic)			25	25	X	X	X
Frost White			25	12*	X	X	X
Deep Blue			25	26*	X	X	X
DEEP BLUE			26	26	X	X	X
Frost White			26	12*	X	X	X
SHAMROCK GREEN (Metallic)			43	43	X	X	X
Frost White			43	12*	X	X	X
HOLLY GREEN			46	46	X	X	X
Frost White			46	12*	X	X	X
COLONIAL YELLOW			53	53	X	X	X
Frost White			53	12*	X	X	X
SANTA FE TAN			60	60	X	X	X
Frost White			60	12*	X	X	X
LIGHT CAMEL (Metallic)			65	65	X	X	X
Frost White			65	12*	X	X	X
Santa Fe Tan			65	60*	X	X	X
DARK CARMINE RED			71	71	X	X	X
Frost White			71	12*	X	X	X
CARDINAL RED			73	73	X	X	X
Frost White			73	12	X	X	X
CORDOVA BROWN (Metallic)			81	81	X	X	X
Frost White			81	12*	X	X	X
MIDNIGHT BLACK			86	86	X	X	X
Frost White			86	12	X	X	X
Mystic Silver			86	17	X	X	X
Dark Carmine Red			86	71	X	X	X

† Primary color shown in **BOLDFACE TYPE**; secondary colors shown in Lightface Type.

▲ Seat Trim Codes: W—Oxen Hide Vinyl; H—Plaid Pattern Cloth.


* Not available with black tops.

**Not available with white tops.

SEE PAGE H FOR ZYS EXTERIOR DECOR PACKAGE ILLUSTRATION

BLAZER



TWO-TONE EXTERIOR COLOR COMBINATIONS*



SPECIAL TWO-TONE

Special two-tone (ZY3) paint colors are available on all models. Custom upper and lower moldings are included (except with the Cheyenne Model Option where they are already included). The areas between the moldings are painted the secondary color.

All other painted areas of the vehicle body and front end sheet metal are painted the primary body color, except the front cab roof, including the drip rails, is painted with white or black textured paint. (See Interior and Exterior Color Availability Charts to determine cab roof and top colors.)



EXTERIOR DECOR PACKAGE

Exterior Decor Package (ZY5) paint colors and trim are available in a choice of six combinations (see chart below). This package includes all the molding and paint described under Special Two-tone. In addition, it includes the secondary paint color on the hood with color-coordinated striping at either side of the hood panel, plus a bright spring-loaded, stand-up type hood emblem.

CODE	PRIMARY COLOR	CODE	SECONDARY COLOR	INTERIOR COLOR	HOOD STRIPE COLORS	TOP COLOR
12	Frost White	71	Dark Carmine Red	Carmine	Yellow to Orange	White
17	Mystic Silver	86	Midnight Black	Mystic and Carmine †	Orange to Red	Black
25	Mariner Blue	12	Frost White	Blue	Blues	White
65	Light Camel	12	Frost White	Camel Tan	Yellows	White
73	Cardinal Red	86	Midnight Black	Carmine	Orange to Red	Black
86	Midnight Black	17	Mystic Silver	Carmine	Orange to Red	Black

†Two-tone interior; requires Cheyenne Model Option.