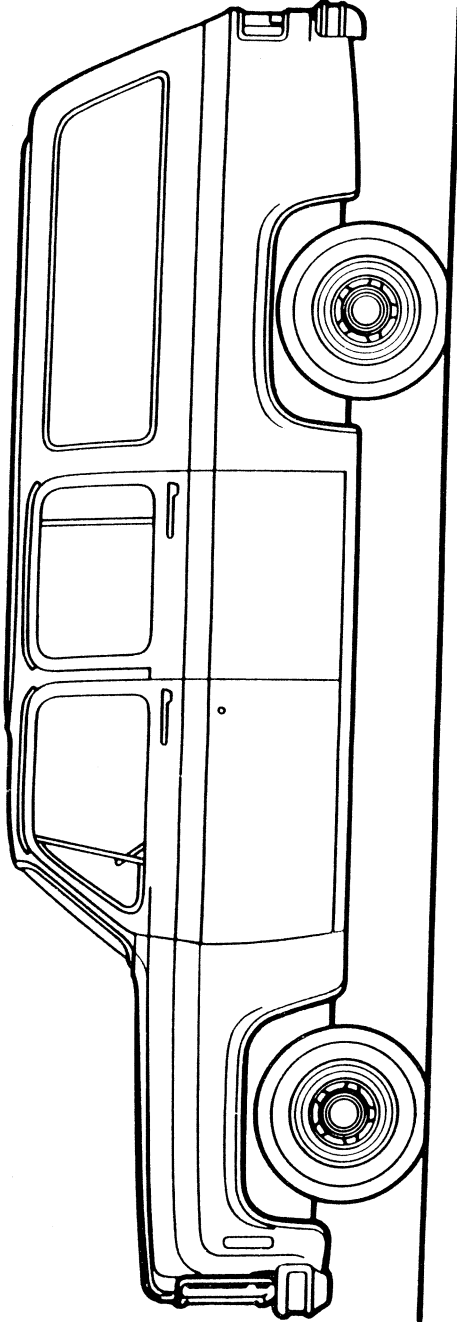


SCREEN MODEL SELECTOR

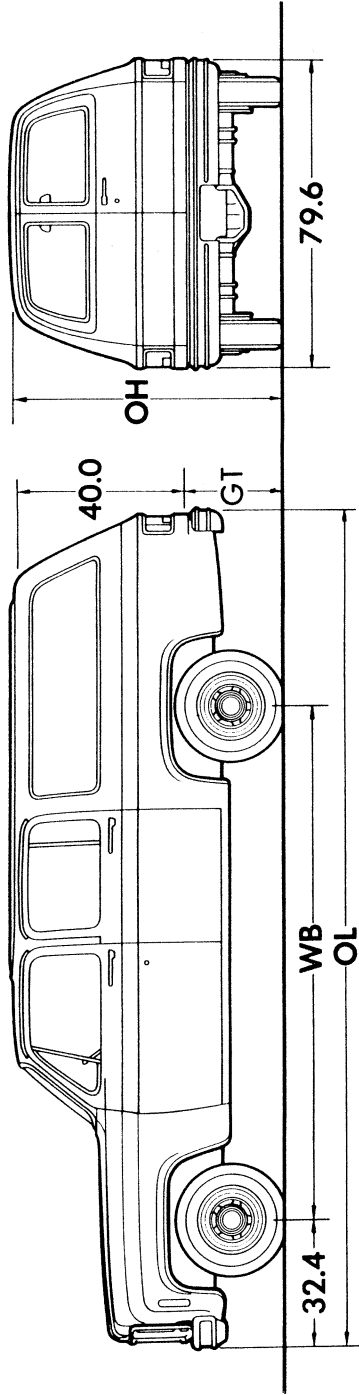


Series	Model Number	Body Ordering Code	
		Panel Rear Doors	Endgate
C10	CC10906	ZW9	E55
C20	CC20906	ZW9	E55
K10 (4-Wheel Drive)	CK10906	ZW9	E55
K20 (4-Wheel Drive)	CK20906	ZW9	E55

Series	C10	C20
Engine	4.1 Litre, 250 2-bbl. L6 ■	5.7 Litre, 350 4-bbl. V8
Base Equip.	11", 124 sq. in.	12", 150 sq. in.
Clutch	Oiled-paper Element	
Air Filter	Throwaway Type	
Oil Filter	Single; Aluminized	
Exhaust System	See Engine & Cooling Section for	
Emission Control Systems	specific model applications	
Suspension, Front	Independent; Coil Springs	
Capacity	3400 lb.	3800 lb.
Springs @ Ground	1625 lb. ea.	1750 lb. ea.
Shock Absorbers	1" dia.	1" dia.
Suspension, Rear	Salisbury Axle; Hypoid Drive; Two-stage Multi-leaf Springs	
Axle Capacity	3750 lb.	5700 lb.
Axle Ratio	3.40	3.73
Springs, Main @ Ground	2000 lb. ea.	2000 lb. ea.
Shock Absorbers	1" dia.	1" dia.
Brakes	Hydraulic; Self-adjusting	
Front	Disc; 11.86" Rotor	Disc; 12.5" Rotor
Rear	Drum; 11.15" x 2.75"	Drum; 11.15" x 2.75"
Booster	Dual Diaphragm	
Parking	Cable to Rear Wheels	
Electrical	12 Volt; Negative Ground	
Battery—Freedom Type	2500 watts @ 0°F.	3200 watts @ 0°F.
Delcotron Generator	37 amp.	
Frame	Carbon Steel; 39,000 psi	
Section Modulus	3.14	3.92
Fuel Tank (nominal capacity)	25 gal.	
Steering Gear Type	Manual; Recirculating Ball Gear	
Linkage	Parallelogram	
Transmission	Fully Synchronized 3-Speed Manual	4-Speed Manual
Shift Location	Steering Column	
Tires	(5) H78-15B (4PR)	(4) 8.75-16.5C (6PR)
Wheels	(5) Disc 15" x 6"	(5) Disc 16.5" x 6"

Series	K10	K20
Engine		
Base Equip.	5.0 Litre, 305 2-bbl V8■ 11"; 124 sq. in.	5.7 Litre, 350 4-bbl V8 12"; 150 sq. in.
Clutch		
Air Filter	Oiled-paper Element	
Oil Filter	Throwaway Type;	
Exhaust System	Single; Aluminized	
Emission Control Systems	See Engine & Cooling Section for specific model applications	
Suspension, Front		
Capacity	Salisbury Axle; Hypoid Drive; Single-stage 2-leaf Springs 3600 lb.	3800 lb.
Axle Ratio	3.40	3.73
Springs @ Ground	1850 lb. ea.	1850 lb. ea.
Shock Absorbers	25mm dia.	25mm dia.
Stabilizer Bar	1.25" dia.	1.25" dia.
Suspension, Rear		
Axle Capacity	Salisbury Axle; Hypoid Drive; Two-stage Multi-leaf Springs 4000 lb.	5700 lb.
Axle Ratio	3.40	3.73
Springs @ Ground	2000 lb. ea.	2100 lb. ea.
Shock Absorbers	25mm dia.	25mm dia.
Brakes		
Front	Hydraulic; Self-adjusting	
Rear	Disc; 11.86" Rotor	Disc; 12.5" Rotor
Booster	Drum; 11.15" x 2.75"	
Parking	Dual Diaphragm Cable to Rear Wheels	
Electrical		
Battery—Freedom Type	12 Volt; Negative Ground	
Delcotron Generator	3200 watts @ 0°F. 37 amp.	
Frame		
Section Modulus	Carbon Steel; 39,000 psi 3.92	
Fuel Tank (nominal capacity)	25 gal.	
Steering Gear Type	Integral Power	
Transmission	Fully Synchronized 3-Speed Manual Steering Column	
Shift Location		
Transfer Case	New Process 205 2-Speed Single Lever	
Shift Lever	Left Side	
PTO Opening		
Tires	(5) H78-15B (4PR)	(4) 8.75-16.5C (6PR)
Wheels	(5) Disc 15" x 6"	(5) Disc 16.5" x 6"

■ Standard engine not available for registration in the State of California; see Power Teams chart.



Capacity—143.5 cu ft
Load Floor Area—40 sq ft

Series	Ground Clearance (in) ★	
	Front	Rear
C10	7.5	7.2
C20	8	7.8
K10	8.7	7.2
K20	8.8	7.2

Model	Engine No. Cyl.	Dimensions (in) ★				†Curb Weight (lb)			†Model Weight (lb) *		
		WB	OL	OH	GT	Front	Rear	Total	Front	Rear	Total

C10 SERIES

CC10906	6	129.5	218.7	71.5	27.5	2093	2207	4300	2336	2414	4750
----------------	---	-------	-------	------	------	------	------	------	------	------	------

C20 SERIES

CC20906	8	129.5	218.7	71.8	27.3	2301	2336	4637	2544	2543	5087
----------------	---	-------	-------	------	------	------	------	------	------	------	------

K10 SERIES

CK10906	8	129.5	218.7	73.5	29.5	2535	2281	4816	2778	2488	5266
----------------	---	-------	-------	------	------	------	------	------	------	------	------

K20 SERIES

CK20906	8	129.5	218.7	75.4	32.0	2617	2422	5039	2860	2629	5489
----------------	---	-------	-------	------	------	------	------	------	------	------	------

★Dimensions with standard equipment, unloaded.

*Model Weight includes Curb Weight plus occupants (standard seating capacity x 150 lb). Total Model Weight may vary as much as +150 lbs to allow for production build variation.

GVW Rating (lbs)	†GAWR (lbs)		Minimum Equipment Required for GVW Rating				Chassis Equipment
	Front	Rear	Tire Capacity (lbs ea)		Rear		
			Front	Rear			

C10 SERIES

●6050	3210	3210	1605	1605	1605	Standard
◆6400	3250	3440	1720	1720	1720	Standard
◆6800	3250	3750	1905	1905	1905	Center Seat (ATS) and Stabilizer Bar (F59); or Center and Rear Seats (AS3)
7000	3400	3750	1905	1905	1905	Center and Rear Seats (AS3); 454 4-bbl V8 (LF8)

K10 SERIES

■6200	3210	3210	1605	1605	1605	Standard
■6800	3520	3520	1760	1760	1760	Standard
7300	3600	3810	1905	1905	1905	Standard

†GAWR's shown are the maximum for each axle with equipment listed. Other GAWR's are available, and they are determined as the minimum capacity of either axle, springs or tires.
 ■Center and rear seats (AS3) not available.
 ●Available with standard 6-cyl. or 305 V8 engines only. ◆Requires V8 engine.

FRONT AND REAR TIRE AVAILABILITY CHART

C-K10 SERIES

**Spare tire to match either front or rear tires must be ordered
 K10 models require matching front and rear tread**

Capacity (lbs ea)	FRONT			REAR		
	Description	Option Number		Description	Option Number	
		Highway	▲On-Off Road		Highway	On-Off Road

TUBELESS

1605	H78-15B	HL	HR	H78-15B	HL	HR
1605	H78-15B White Stripe	HM	—	H78-15B White Stripe	HM	—
1760	10-15B	WR●	—	10-15B	WR●	—
1760	10-15B White Lettered	WS	—	10-15B White Lettered	WS	—
1790	L78-15B	LB	LC	L78-15B	LB	LC
1790	L78-15B White Stripe	LD	—	L78-15B White Stripe	LD	—
*1905	L78-15D	LK	—	L78-15D	LK	—
*1905	L78-15D White Stripe	LL	—	L78-15D White Stripe	LL	—
1905	LR78-15C Radial White Stripe	CD	—	LR78-15C Radial White Stripe	CD	—

TUBE-TYPE

1610	6.50-16C	MG	—	6.50-16C	MG	—
1720	7.00-15C	NH	—	7.00-15C	NH	—

▲On-Off road front tires available on K10 models only.
 ●Available on K10 models only.

GVW Rating (lbs)	†GAWR (lbs)		Minimum Equipment Required for GVW Rating			
	Front	Rear	Tire Capacity (lbs ea)		Chassis Equipment	
			Front	Rear		

C20 SERIES

7100	3500	3980	1990	1990	Standard
7500	3500	5200	2780	2780	HD Rear Springs (G50); HD Power Brakes (J55)
8200	3800	5560	2780	2780	HD Front Springs (F60); 2850-lb ea Rear Springs (G51); HD Power Brakes (J55)

K20 SERIES

6800	3700	3980	1990	1990	Standard
7500	3700	4700	1990	2350	HD Power Brakes (J55)
8400	3700	5500	2060	2750	

†GAWR's shown are the maximum for each axle with equipment listed. Other GAWR's are available, and they are determined as the minimum capacity of either axle, springs or tires.

FRONT AND REAR TIRE AVAILABILITY CHART

C-K20 SERIES

**Spare tire to match either front or rear tires is available at extra cost
K20 models require matching front and rear tread**

Capacity (lbs ea)	FRONT			REAR			
	Description	Option Number		Capacity (lbs ea)	Description	Option Number	
		Highway	ΔOn-Off Road			Highway	On-Off Road

TUBELESS

1990	8.75-16.5C	TR	-	1990	8.75-16.5C	TR	-
2350	8.75-16.5D	TA	TF	2350	8.75-16.5D	TA	-
2350	8.75R-16.5D Radial Steel Belted	RU	-	2350	8.75R-16.5D Radial Steel Belted	RU	-
2750	10-16.5D	-	WF	2750	10-16.5D	-	WF●
2780	9.50-16.5D	UF	UE	2780	9.50-16.5D	UF	UE
2780	9.50R-16.5D Radial Steel Belted	UK	-	2780	9.50R-16.5D Radial Steel Belted	UK	-

TUBE-TYPE

2060	7.50-16C	PB	PC	2060	7.50-16C	PB	PC
2440	7.50-16D	PF	PG	2440	7.50-16D	PF	PG
2780	7.50-16E	PK	PL	2780	7.50-16E	PK●	PL●
				2440	7.50-16D	PF	PG
				2780	7.50-16E	PK	PL

▲On-Off road front tires available on K20 models only.
●Available on K20 models only.

ALL STATES EXCEPT CALIFORNIA

C10 SERIES

GVWR	6050				6400-6800				7000			
	3.07	3.40	3.73	4.11	2.76	3.07	3.40	3.73	4.11	2.76	3.07	3.40
Engine	Axle Ratio Codes Δ											
Transmission	Axle Ratio Codes Δ											
3-Spd—MM3 (Std)	Axle Ratio Codes Δ											
4-Spd—MM4	Axle Ratio Codes Δ											
Automatic—MX1	Axle Ratio Codes Δ											
3-Spd—MM3 (Std)	Axle Ratio Codes Δ											
4-Spd—MM4	Axle Ratio Codes Δ											
Automatic—MX1	Axle Ratio Codes Δ											
3-Spd—MM3 (Std)	Axle Ratio Codes Δ											
4-Spd—MM4	Axle Ratio Codes Δ											
Automatic—MX1	Axle Ratio Codes Δ											
7.4 Litre	Axle Ratio Codes Δ											
454 4-bbl	Axle Ratio Codes Δ											
V8—LF8	Axle Ratio Codes Δ											

C20 SERIES

GVWR	7100			7500			8200		
	3.21	3.73	4.10	3.21	3.73	4.10	3.21	3.73	4.10
Engine	Axle Ratio Codes Δ								
Transmission	Axle Ratio Codes Δ								
4-Spd—MM4 (Std)	Axle Ratio Codes Δ								
Automatic—MX1	Axle Ratio Codes Δ								
Automatic—MX1	Axle Ratio Codes Δ								
5700 \diamond	Axle Ratio Codes Δ								

- Δ GQ1 indicates standard axle ratio.
- \diamond Locking Differential rear axle also available.
- * Transfer Cases: New Process #203—Full-time 4-wheel-drive; New Process #205—Conventional 4-wheel-drive.
- a Not available with Air Conditioning.
- b Not available with G80 Locking Differential rear axle.

ENGINE RATINGS

SAE Net Ratings @ 85°F	4.1 Litre 250 2-bbl L6*	5.0 Litre 305 2-bbl V8*	5.7 Litre 350 4-bbl V8* \bullet	6.6 Litre 400 4-bbl V8*	7.4 Litre 454 4-bbl V8*
Net Horsepower	130 @ 4000 rpm	140 @ 4000 rpm	165 @ 3600 rpm	185 @ 3600 rpm	205 @ 3600 rpm
Net Torque, lb-ft	210 @ 2000 rpm	240 @ 2000 rpm	270 @ 2000 rpm	300 @ 2400 rpm	335 @ 2800 rpm

*Medium Duty Emissions.
 \bullet Except K10-20 with MX1 Automatic Transmission (includes air pump): Net Horsepower 155 @ 3600 rpm; Net Torque, lb-ft 260 @ 2000 rpm.

K10 SERIES

Engine	Transmission	Transfer Case *	GVWR			6800			7300												
			2.76	3.07	3.40	3.73	2.76	3.07	3.40	3.73	2.76	3.07	3.40	3.73							
5.0 Litre 305 2-bbl V8—LG9 (Std)	3-Spd—MM3 (Std) ^a	NP205	Axle Ratio Codes [▲]																		
			—			GT4			—			GT4									
			—			GT4			—			GT4									
5.7 Litre 350 4-bbl V8—LS9	3-Spd—MM3 (Std)	NP205	4000 [◆]																		
	4-Spd—MM4												GT4			—			GT4		
	Automatic—MX1												GT4			—			GT4		
6.6 Litre 400 4-bbl V8—LF4	Automatic—MX1	NP203	GT4			—			GT4												
	Automatic—MX1	NP203	GT4			—			GT4												

K20 SERIES

Engine	Transmission	Transfer Case *	GVWR		7500		8400							
			Axle Ratio	Axle Cap. (lb)	3.73	4.10	3.73	4.10	3.73	4.10				
5.7 Litre 350 4-bbl V8—LS9 (Std)	3-Spd—MM3 (Std) Without HD Power Brakes	NP205	5700 [◆]						Axle Ratio Codes [▲]					
	3-Spd—MM3 (Std) With HD Power Brakes								GT5		—		—	
	4-Spd—MM4								GT5		—		—	
	Automatic—MX1								GT5		—		—	
6.6 Litre 400 4-bbl V8—LF4	Automatic—MX1	NP203	5700 [◆]						GT5		GT5			
Automatic—MX1	NP203	GT5							GT5		GT5			

[▲] GQ1 indicates standard axle ratio.
[◆] Locking Differential rear axle also available.
^{*} Transfer Cases: New Process #203—Full-time 4-wheel-drive; New Process #205—Conventional 4-wheel-drive.
^a Not available with Air Conditioning.
^b Not available with G80 Locking Differential rear axle.

FOR ENGINE RATINGS—SEE PAGE 7

C10 SERIES

Engine	Transmission	GVWR								
		6400-6800			7000					
		2.76	3.07	3.40	3.73	4.11	2.76	3.07	3.40	3.73
		Axle Ratio Codes A								
c 5.7 Litre 350 4-bbl V8—LS9	3-Spd—MM3 (Std)	—	—	GQ1	GT4	—	—	—	—	—
	4-Spd—MM4	—	—	GQ1	HE4	HO4	—	—	—	—
	Automatic—MX1	—	—	GQ1	HE4	HO4	—	—	—	—
c 7.4 Litre 454 4-bbl V8—LF8	Automatic—MX1	GQ1	HE3	HE4	GT4	—	GQ1	HE3	HE4	GT4

C20 SERIES

Engine	Transmission	GVWR								
		7100			7500			8200		
		3.21	3.73	4.10	3.21	3.73	4.10	3.21	3.73	4.10
		Axle Ratio Codes A								
5.7 Litre 350 4-bbl V8—LS9 (Std)	4-Spd—MM4 (Std)	—	—	GQ1	GT5	—	GQ1	GT5	—	GQ1
	Automatic—MX1	—	—	GQ1	GT5	—	GQ1	GT5	—	GQ1
	Automatic—MX1	GQ1b	GT4	GT5	GQ1b	GT4	GT5	GQ1b	GT4	GT5

K10 SERIES

Engine	Transmission	Transfer Case*	GVWR											
			6200			6500			7300					
		2.76	3.07	3.40	3.73	2.76	3.07	3.40	2.76	3.07	3.40	3.73		
		Axle Ratio Codes A												
5.7 Litre 350 4-bbl V8—LS9 (Std)	3-Spd—MM3 (Std)	NP205	—	—	GQ1	GT4	—	—	GQ1	GT4	—	—	GQ1	GT4
	4-Spd—MM4		HC2	GQ1	HE4	GT4	HC2	GQ1	HE4	GT4	HC2	GQ1	HE4	GT4
	Automatic—MX1	NP203	HC2	GQ1	HE4	GT4	HC2	GQ1	HE4	GT4	HC2	GQ1	HE4	GT4
6.6 Litre 400 4-bbl V8—LF4	Automatic—MX1	NP203	HC2	GQ1	HE4	GT4	HC2	GQ1	HE4	GT4	HC2	GQ1	HE4	GT4

K20 SERIES

Engine	Transmission	Transfer Case*	GVWR							
			6800			7500			8400	
		3.73	4.10	3.73	4.10	3.73	4.10	3.73	4.10	
		Axle Ratio Codes A								
5.7 Litre 400 4-bbl V8—LS9 (Std)	3-Spd—MM3 (Std)	NP205	GQ1	GT5	—	—	—	—	—	—
	3-Spd—MM3 (Std)		—	—	GQ1	—	—	—	—	—
	With HD Power Brakes		GQ1	GT5	GQ1	GT5	GQ1	GT5	GQ1	GT5
6.6 Litre 400 4-bbl V8—LF4	4-Spd—MM4	NP203	GQ1	GT5	GQ1	GT5	GQ1	GT5	GQ1	GT5
	Automatic—MX1	NP203	GQ1	—	GQ1	—	GQ1	—	GQ1	—

A **GQ1** indicates standard axle ratio.
♦ Locking Differential rear axle also available.
***** Transfer Cases: New Process #203—Full-time 4-wheel-drive; New Process #205—Conventional 4-wheel-drive.
b Not available with G80 Locking Differential rear axle.
c 5.7 Litre 350 V8 or 7.4 Litre 454 V8 engine required for registration in the State of California.

Description	Model Number	Body Code	Wheel Base	Factory D&H\$	List Price	Sgt'd Retail Price★	Group Number	Mfr's
6-Cylinder 4.1 Litre (250 Cu. In.) 2 BBL Engine—Engine Ordering Code LE3								
C10 Series 2-Wheel Drive	CC10906	ZW9	129.5"	13.85	6147.00	6160.85	15	
Panel Doors.....	CC10906	E55	129.5"	13.85	6178.00	6191.85	15	
Tailgate.....								
8-Cylinder 5.0 Litre (305 Cu. In.) 2 BBL Engine—Engine Ordering Code LG9								
K10 Series 4-Wheel Drive	CK10906	ZW9	129.5"	13.85	7774.00	7787.85	16	
Panel Doors.....	CK10906	E55	129.5"	13.85	7805.00	7818.85	16	
Tailgate.....								
8-Cylinder 5.7 Litre (350 Cu. In.) 4 BBL—Engine Ordering Code LS9								
C20 Series 2-Wheel Drive	CC20906	ZW9	129.5"	14.84	6821.00	6835.84	15	
Panel Doors.....	CC20906	E55	129.5"	14.84	6852.00	6866.84	15	
Tailgate.....								
K20 Series 4-Wheel Drive								
Panel Doors.....	CK20906	ZW9	129.5"	14.84	8220.00	8234.84	16	
Tailgate.....	CK20906	E55	129.5"	14.84	8251.00	8265.84	16	

★ Manufacturer's Suggested Retail Prices do not include applicable destination charges, state and local taxes, license fees, optional equipment or accessories or special items or services.
 ◆ Refer to Power Team Chart for California Emission Certification Requirements.

OPTIONS AND ACCESSORIES WHEN INSTALLED BY CHEVROLET

Prices shown are effective with initial shipments of 1979 model motor vehicles

Description	Added Weight (F R)	Option Number	Factory D&H\$	List Price	Mfr's Suggested Retail Price◇
Engines:					
5.0 Litre (305 Cu. In.) 2 BBL V8. C10 series only. Not available when YF5 California Emission is specified.....	69	17	LG9	N.A.	240.00
5.7 Litre (350 Cu. In.) 4 BBL V8. C10 series only.....	83	18	LS9	N.A.	365.00
K10 series only.....	16	4	LS9	N.A.	125.00
6.6 Litre (400 Cu. In.) 4 BBL. K10-20 series only. Available only when MX1 Automatic transmission is specified.....	32	8	LF4	N.A.	295.00
K10 series only.....	16	4	LF4	N.A.	170.00
7.4 Litre (454 Cu. In.) 4 BBL. C10-20 series only. Available only when JA1 HD battery, N41 power steering and MX1 Automatic transmission are specified.....	285	100	LF8	N.A.	605.00
C10 series only.....	184	9	LF8	N.A.	240.00
C20 series only.....					
Liquid Petroleum Gas Conversion: All 1979 Light Duty Truck gasoline production engines may be converted to use LP Gas when permissible under Federal and State laws and regulations without causing harmful effect to the engine. Complete conversion to LPG requires adaptation by a local distributor who sells and services LPG equipment. The exhaust system of the vehicles must be revised by the local distributor. This includes removing the catalytic converter (if so equipped) and replacing it with a muffling device to comply with noise laws of their particular area. Caution should be exercised so that the fuel tank is mounted on and is vented to the outside of the vehicle. In addition, vehicles converted to LPG should not be stored in enclosed places such as garages.					
Transmissions:					
Automatic. K20 series includes extra cooling.					
With LE3 4.1 Litre 2 BBL engine. C10 series only.....	18	7	MX1	N.A.	370.00
With LG9 5.0 Litre 2 BBL engine or LS9 5.7 Litre 4 BBL engine. C10 series only.....	13	7	MX1	N.A.	370.00
K10 series only.....	55	21	MX1	N.A.	370.00

POWER TEAMS AND AXLES

(See Power Teams Chart for availability and complete specifications)

Description	Added Weight (F R)	Option Number	Factory D&H's	List Price	Mfr's Suggested Retail Price
TRANSMISSIONS: (Continued)					
With LF4 6.6 Litre 4 BBL engine; K10-20 series only	55	21	MX1	370.00	370.00
With LF8 7.4 Litre 4 BBL engine.	28	11	MX1	385.00	385.00
<i>4-Speed Manual, C-K10 or K20 series only.</i>					
C10 series only	79	25	MM4	164.00	164.00
C10 series only, Available when LE3 4.1 Litre 2 BBL engine, LG9 5.0 Litre 2 BBL engine or LS9 5.7 Litre 4 BBL engine is specified.	0	0	MM4	NO ADDITIONAL CHARGE	
C20 series only, Available only when LS9 5.7 Litre 4 BBL engine is specified.	75	25	MM4	164.00	164.00
K10-20 series only, Available only when LS9 5.7 Litre 4 BBL engine is specified.	0	0	25.00	25.00
Axles, Rear: (See Power Teams Chart for option number selection, availability and complete specifications)					
Optional Ratio	0	0	25.00	25.00
Locking Differential:	0	3	G80	185.00	185.00
C-K10 series only	0	5	G80	185.00	185.00
C-K20 series only	33	49	Z62	308.00	308.00

MODEL OPTIONS

(See Interior and Exterior Color Selection Chart)

Scottsdale: Not available when YE9 Silverado is specified. Includes bright windshield and rear side window moldings; V37 front and rear bumpers; B84 body side spear moldings; bright taillight, turn signal and side marker lamp bezels; dual horns; nameplates on front fender and instrument panel; BB5 headliner; U37 cigarette lighter; C91 dome lamp with bright bezels; bright sill plates; special insulation; Also includes spare tire cover when spare tire is specified.

Silverado: With custom cloth or custom vinyl seats only. Includes V37 front and rear bumpers; N31 custom steering wheel; B85 bright body side upper moldings; taillight and rear door or tailgate moldings; bright front turn signal and front side marker lamp bezels; Silverado fender nameplates; bright windshield and rear side window moldings; color-keyed carpeting with bright sill plates; plastic door trim panels with storage pockets and bright brushed-finish accents; BC3 deluxe instrument cluster; N31 custom steering wheel; Z53 voltmeter, temperature and oil pressure gauges; dual horns; Silverado nameplate on instrument panel; U37 cigarette lighter; BB5 headliner; C91 dome lamp with bright bezels; special insulation; pillar trim panels; B30 floor and wheelhouse carpeting. Also includes spare tire cover when spare tire is specified.

OTHER OPTIONS

Air Conditioning: All-Weather. Available only when V8 engine is specified. Not available when V10 cold climate package is specified. Includes extra cooling and K77 55-amp generator. Front. Recommended for front seat area cooling only.

Without Z62 Scottsdale or YE9 Silverado. Also includes BB5 headliner.

C10 series only	89	31	C60	671.00	671.00
K10 series only	91	29	C60	671.00	671.00
Without MX1 Automatic transmission.					
K20 series only	91	29	C60	671.00	671.00
With MX1 Automatic transmission.	89	27	C60	671.00	671.00
Without MX1 Automatic transmission.					
With Z62 Scottsdale or YE9 Silverado.					
C10 series only	81	12	C60	559.00	559.00
K10 series only	83	10	C60	559.00	559.00
Without MX1 Automatic transmission.					
K20 series only	83	10	C60	559.00	559.00
With MX1 Automatic transmission.	81	8	C60	559.00	559.00

Description	Added Weight (F R)	Option Number	Factory D&H's	List Price	Mfr's Suggested Retail Price
Air Conditioning: (Continued)					
<i>Independent Front and Rear.</i> Rear Interior Roof Mounted. Available only when YE9 Silverado or Z62 Scottsdale is specified. Rear system operates on recirculating air. Includes K81 63-amp generator					
C10 series only	98	49	N.A.	895.00	895.00
K10 series only	100	47	N.A.	895.00	895.00
Without MX1 Automatic transmission.					
K20 series only	100	47	N.A.	895.00	895.00
With MX1 Automatic transmission.	98	45	N.A.	895.00	895.00
Batteries: 12-Volt					
<i>Auxiliary.</i> 3500 Watt Delco Freedom	51	07	N.A.	97.00	97.00
<i>Heavy-Duty.</i> 4000 Watt Delco Freedom.					
Without V8 engine	14	-2	N.A.	39.00	39.00
With V8 engine. Included when Z82 Trailering Special or V10 Cold-Climate Package is specified	2	0	N.A.	39.00	39.00
Brakes: <i>Heavy-Duty Power.</i>					
C20 series only	4	41	N.A.	65.00	65.00
K20 series only. Includes rear springs 2800-lb capacity each	4	67	N.A.	65.00	65.00
Bumper Equipment:					
<i>Bumpers Chromed.</i> Front and Rear. Included when Z62 Scottsdale or YE9 Silverado is specified	0	0	N.A.	54.00	54.00
<i>Bumpers Deluxe.</i> Front and Rear. Not available when V31 bumper guards are specified. Includes black resilient impact strips and V37 front and rear bumpers.					
Without Z62 Scottsdale or YE9 Silverado	3	2	N.A.	90.00	90.00
With Z62 Scottsdale or YE9 Silverado	3	2	N.A.	36.00	36.00
<i>Guards Chromed Front Bumper.</i> Available only when V37 front and rear bumpers, Z62 Scottsdale or YE9 Silverado is specified	10	-2	N.A.	33.00	33.00
Clock, Electric: Not available when U16 tachometer is specified.					
Without YE9 Silverado. Includes Z53 voltmeter, temperature and oil pressure gauges	1	0	N.A.	55.00	55.00
With YE9 Silverado	0	0	N.A.	26.00	26.00
Cold-Climate Package: Not available when C60 front air conditioning or C69 front and rear air conditioning is specified. Incl. super heater and defroster, engine block heater and anti-freeze protection to -32 degrees.					
Without V8 engine	16	-2	N.A.	140.00	140.00
With V8 engine					
Without Z82 Trailering Special. Also includes UA1 HD battery and K77 55-Amp Generator	4	0	N.A.	140.00	140.00
With Z82 Trailering Special	2	0	N.A.	101.00	101.00
Coolers: <i>Recommended for heavy duty trailering.</i>					
<i>Engine Oil.</i> Available only when V8 engine is specified					
<i>Transmission Oil.</i> Available only when LS9 5.7 Litre 4 BBL engine, LF4 6 Litre 4 BBL engine or LF8 7.4 Litre 4 BBL engine and MX1 Automatic transmission are specified. C-K10 series also available only when C60 air conditioning or V01 HD radiator is specified with LS9 5.7 Litre 4 BBL engine or LF8 7.4 Litre 4 BBL engine	9	-1	N.A.	91.00	91.00
Cooling: <i>Radiator, Heavy-Duty.</i> Not available when C60 front air conditioning or C69 front and rear air conditioning is specified. C10 series only.					
With LE3 4.1 Litre 2 BBL engine or LF8 7.4 Litre 4 BBL engine	4	-1	N.A.	40.00	40.00
With LG9 5.0 Litre 2 BBL engine or LS9 5.7 Litre 4 BBL engine	8	-1	N.A.	40.00	40.00
K10 series only. Also not available when LF4 6.6 Litre 4 BBL engine is specified.					
K20 series only. Also not available when MX1 Automatic transmission is specified	8	-1	N.A.	40.00	40.00
	6	-1	N.A.	40.00	40.00
Emission Systems:					
<i>California Emission Requirements:</i> Includes all testing, equipment and /or certification necessary for registration in the State of California (<i>See Power Teams Chart for availability and complete specifications</i>)	12	0	N.A.	55.00	55.00

OTHER OPTIONS

Description	Added Weight (F R)	Option Number	Factory D&Hs	List Price	Mfr's Suggested Retail Price
-------------	--------------------	---------------	--------------	------------	------------------------------

OTHER OPTIONS

Floor Covering:

Carpeting, Floor and Wheelhouse: Available only when Z62 Scottsdale and AT5 or AS3 seats are specified. Included when YE9 Silverado is specified.

Mats, 2 Color-Keyed Front Floor.

Gages:

Voltmeter, Temperature and Oil Pressure. Included when YE9 Silverado, U35 electric clock or U16 tachometer is specified.

Tachometer. Available only when V8 engine is specified. Not available when U35 electric clock is specified.

Without YE9 Silverado. Includes Z53 voltmeter, temperature and oil pressure gages

With YE9 Silverado

Generators:

55-amp Delcotron. Not available when Z82 Trailering or C69 front and rear air conditioning is specified. Included when C60 front air conditioning or V10 Cold-Climate Package is specified.

63-Amp Delcotron. Included when C69 front and rear air conditioning or Z82 trailering special are specified.

Without C60 Air Conditioning or V10 Cold-Climate Package. With C60 Air Conditioning or V10 Cold-Climate Package

Glass: *Tinted.* All Windows

Grille: *Chromed.*

Harness, Trailer Wiring: *Heavy-Duty.*

Headlamp Warning Buzzer

Headliner, Interior: Included when YE9 Silverado, Z62 Scottsdale, C60 front air conditioning or C69 front and rear air conditioning is specified. Includes C91 dome lamp.

Hood Lock Release: *Inside.*

Instrument Panel, Deluxe: Available only when U35 electric clock, U16 tachometer or Z53 voltmeter, temperature and oil pressure gages are specified. Included when YE9 Silverado is specified.

Lamps:

Dome. Two. Included when BB5 headliner, C60 front air conditioning, C69 front and rear air conditioning, Z62 Scottsdale or YE9 Silverado is specified. Includes door actuated switches and bright bezels.

Roof Marker. Five. Not available for registration in the State of California.

Lighter, Cigarette: Included when YE9 Silverado or Z62 Scottsdale is specified.

Mirrors, Exterior: LH and RH

Below-Eye-Line Type. 7.5" x 10.5". Provides field of vision for vehicles to 80" wide.

Painted.

Stainless Steel.

Camper Type. Stainless steel. Includes below-eye-line mirrors with adjustable arm feature to provide field of vision for vehicles to 96" wide. Shipped loose for dealer installation.

Moldings:

Body Side Spear. Bright with black insert. Not available when ZY3 special two-tone paint, ZY5 Exterior Decor Package, YE9 Silverado, YG2 wood-grained exterior trim, B85 body side upper moldings or YG1 body side upper and lower moldings are specified. Included when Z62 Scottsdale is specified.

Body Side Upper. Not available when ZY3 special two-tone paint, ZY5 Exterior Decor Package, YG2 wood-grained exterior trim, B84 body side spear moldings or YG1 body side upper and lower moldings are specified. Included when YE9 Silverado is specified.

Includes fender, door, rear side panel, rear door or tailgate moldings plus bright front turn signal, front side marker and taillight trim.

Without Z62 Scottsdale

With Z62 Scottsdale

108.00
11.00

29.00

87.00
58.00

44.00

49.00
5.00
57.00

29.00
33.00
8.00

112.00
23.00

37.00

26.00

37.00

23.00

30.00
55.00

71.00

62.00

63.00
1.00

Description	Added Weight (F R)	Option Number	Factory D&H's	List Price	Mfr's Suggested Retail Price ◊
Moldings: (Continued)					
<i>Body Side Upper and Lower.</i> Not available when B84 body side spear moldings are specified. Included when ZY3 special two-tone paint, ZY5 Exterior Decor Package or YG2 wood-grained trim is specified. Includes lower body side, rear door or tailgate and B96 wheel opening moldings.					
Without Z62 Scottsdale or YE9 Silverado. Also includes B85 body side upper moldings described above.	4 5	YG1	N.A.	158.00	158.00
With Z62 Scottsdale.	3 4	YG1	N.A.	96.00	96.00
With YE9 Silverado.	3 4	YG1	N.A.	95.00	95.00
<i>Guards, Door Edge.</i> Not available when YG2 wood-grained exterior trim is specified.	0 0	B93	N.A.	17.00	17.00
<i>Wheel Opening.</i> Included when YG1 upper and lower moldings, YG2 wood-grained exterior trim, ZY3 special two-tone paint or ZY5 Exterior Decor Package is specified.	1 1	B96	N.A.	23.00	23.00
Paints, Exterior: See <i>Interior and Exterior Color Selection Chart</i> for ordering information.					
<i>Solid.</i>	0 0	ZY1			NO ADDITIONAL CHARGE
<i>Special Two-Tone.</i> Area between upper and lower side moldings painted secondary color. Includes YG1 body side upper and lower moldings and B96 wheel opening moldings.					
Without Z62 Scottsdale or YE9 Silverado.	3 4	ZY3	N.A.	259.00	259.00
With Z62 Scottsdale.	3 4	ZY3	N.A.	197.00	197.00
With YE9 Silverado.	3 4	ZY3	N.A.	196.00	196.00
<i>Exterior Decor Package.</i> Hood and area between upper and lower side moldings painted secondary color. Includes YG1 body side upper and lower moldings, B96 wheel opening moldings, hood ornament and hood accent stripes.					
Without Z62 Scottsdale or YE9 Silverado.	3 4	ZY5	N.A.	370.00	370.00
With Z62 Scottsdale.	3 4	ZY5	N.A.	308.00	308.00
With YE9 Silverado.	3 4	ZY5	N.A.	307.00	307.00
Plate, Fuel Tank Shield:					
C10-20 series only					
Without NE2 fuel tank.	-6 33	NY1	N.A.	38.00	38.00
With NE2 fuel tank.	-6 33	NY1	N.A.	97.00	97.00
K10-20 series only. Includes transfer case skid plate.					
Without NE2 fuel tank.	7 46	NY1	N.A.	71.00	71.00
With NE2 fuel tank.	7 46	NY1	N.A.	130.00	130.00
Radio Equipment:					
<i>AM Radio.</i> Pushbutton. Includes U76 antenna.	4 1	U63	N.A.	93.00	93.00
<i>AM /FM Radio.</i> Pushbutton. Includes U76 antenna.	6 1	U69	N.A.	168.00	168.00
<i>Speaker, Rear Auxiliary.</i> Available only when U63 AM radio or U69 AM /FM radio is specified.	0 2	U80	N.A.	38.00	38.00
<i>Windshield Antenna.</i> Included when U63 AM radio or U69 AM /FM radio is specified.	0 0	U76	N.A.	27.00	27.00
Seats: Seat trim matches front seat whether standard or optional. Includes seat area floor covering, floor insulation and (3) seat belts. <i>Dealer Note</i> -- One of the following seat options must be specified. (Added weight includes passenger weight allowance of 150 lbs per seating position).					
<i>Center only.</i> Non-adjustable type with independent LH and RH removable type rear seats, (3) additional seat belts plus LH and RH rear arm rests with ash trays.	152 416	AT5	N.A.	290.00	290.00
<i>Center and Rear.</i> Includes non-adjustable center and quick release removable type rear seats, (3) additional seat belts plus LH and RH rear arm rests with ash trays.					
C10 series only. Available only when LL or LK L78-15 /D or CD L78-15 /C tires are specified. Not available when LE3 4.1 Litre 2 BBL engine is specified. Also includes F59 stabilizer	141 961	AS3	N.A.	566.00	566.00
K10 series only. Available only when LL or LK L78-15 /D or CD L78-15 /C tires are specified.	121 961	AS3	N.A.	540.00	540.00
C-K20 series only.	121 961	AS3	N.A.	540.00	540.00
<i>Seat Not Desired.</i>	0 0	YG4			NO ADDITIONAL CHARGE

OTHER OPTIONS

Description	Added Weight (F R)	Option Number	Factory D&H's	List Price	Mfr's Suggested Retail Price
Seat Trim: Driver and Passenger.					
<i>Vinyl Bench Seat.</i> Not available when Z62 Scottsdale or YE9 Silverado is specified.	0 0	...			NO ADDITIONAL CHARGE
<i>Special Custom Cloth Bench Seat. Available only when Z62 Scottsdale or YE9 Silverado is specified.</i>					
With Z62 Scottsdale					
Without AT5 or AS3 seats	0 0	...	N.A.	42.00	42.00
With AT5 center seat without AS3 center and rear seats. Includes full floor mats.	0 0	...	N.A.	98.00	98.00
With AS3 center and rear seats. Includes full floor mats.	0 0	...	N.A.	140.00	140.00
With YE9 Silverado					
Without AT5 or AS3 seats	0 0	...			NO ADDITIONAL CHARGE
With AT5 center seat without AS3 center and rear seats. Includes full floor carpeting.	0 0	...	N.A.	114.00	114.00
With AS3 center and rear seats. Includes full floor carpeting	0 0	...	N.A.	156.00	156.00
<i>Custom Vinyl Bench Seat.</i> Available only when Z62 Scottsdale or YE9 Silverado is specified.					
With Z62 Scottsdale					
Without AT5 or AS3 seats	0 0	...	N.A.	42.00	42.00
With AT5 center seat without AS3 center and rear seats. Includes full floor mats.	0 0	...	N.A.	98.00	98.00
With AS3 center and rear seats. Includes full floor mats.	0 0	...	N.A.	140.00	140.00
With YE9 Silverado					
Without AT5 or AS3 seats	0 0	...			NO ADDITIONAL CHARGE
With AT5 center seat without AS3 center and rear seats. Includes full floor carpeting.	0 0	...	N.A.	114.00	114.00
With AS3 center and rear seats. Includes full floor carpeting	0 0	...	N.A.	156.00	156.00
<i>Custom Vinyl High Back Bucket Seats.</i> Available only when YE9 Silverado is specified. Includes center console.					
Without AT5 or AS3 seats	-67 -70	...	N.A.	179.00	179.00
With AT5 center seat without AS3 center and rear seats. Includes full floor carpeting.	-67 -70	...	N.A.	293.00	293.00
With AS3 center and rear seats. Includes full floor carpeting	-67 -70	...	N.A.	335.00	335.00
Shock Absorbers: <i>Front and Rear, Heavy-Duty.</i> C10-20 series only					
Front	3 3	F51	N.A.	26.00	26.00
Rear	6 0	K30	N.A.	99.00	99.00
Speed Control: <i>Automatic.</i> Available only when V8 engine and MX1 Automatic transmission are specified.					
Front, Heavy-Duty. Capacity 1900-lb each.	-3 0	F60	N.A.	11.00	11.00
C20-series only Capacity 1900-lb each.					
K10-20 series only Capacity 2250-lb each. Includes HD front and rear shock absorbers	30 3	F60	N.A.	71.00	71.00
<i>Rear, Heavy-Duty.</i> Rear spring 2800-lb capacity each are included when J55 HD Brakes are specified on K20 series. Capacity 2600-lb each. C20 series only	0 26	G50	N.A.	42.00	42.00
<i>Rear, Extra Capacity.</i> Capacity 2850-lb each. C20 series only.	0 38	G51	N.A.	46.00	46.00
Stabilizers:					
Front. 1" diameter. C10-20 series only. Included on C10 series when AS3 seats are specified	20 0	F59	N.A.	26.00	26.00
Front, Heavy-Duty. C20 series only. Standard on K10-20 series	26 0	F58	N.A.	37.00	37.00
Steering, Power: Standard on K10-20 series. Included when Z82 Trailing Special is specified.					
C10 series only					
Without V8 engine	35 0	N41	N.A.	198.00	198.00
With V8 engine	29 0	N41	N.A.	198.00	198.00
C20 series only	29 0	N41	N.A.	198.00	198.00
Steering Wheels:					
<i>Comfortilt.</i> Available only when MM4 4-speed Manual or MX1 Automatic Transmission is specified.					
With MX1 Automatic transmission	2 0	N33	N.A.	78.00	78.00
With MM4 4-speed transmission	3 1	N33	N.A.	78.00	78.00
<i>Custom.</i> Includes 16" steering wheel. Included when YE9 Silverado is specified.	0 0	N31	N.A.	15.00	15.00

OTHER OPTIONS

Description	Added Weight (F R)	Option Number	Factory D&H's	List Price	Mfr's Suggested Retail Price
Tank, Fuel: Replaces production fuel tank. Approximately 31-Gallon Capacity	-7 48	NK7	N.A.	33.00	33.00
Approximately 40-Gallon Capacity	-15 124	NE2	N.A.	71.00	71.00
Tires and Wheels: See following pages					
Towing Device: Two front towing hooks. K10-20 series only	11 -2	V76	N.A.	30.00	30.00
Trailer Hitch:					
Deadweight Type	-9 30	VR2	N.A.	43.00	43.00
Weight-Distributing Platform Type	-21 69	VR4	N.A.	122.00	122.00
Trailering Special: Available only when V8 engine, MM4 4-speed transmission available only when V01 HD radiator is specified unless C60 front air conditioning or C69 front and rear air conditioning is specified. Includes UA1 HD battery and Trailering Special emblem. See Chart A on the Trailering Special Package page for Suburban, under the Recreational Vehicles Tab, for GCW ratings with available power teams combinations.					
C10-20 series only. Also includes N41 power steering. C10 series also requires F59 Stabilizer Bar and AT5 or AS3 seats. Not available when H78-15, 6.50-16, 7.00-15 or 10.00-15 tires are specified on C10 series.					
Without V10 Cold-Climate Package, C60 front or C69 front and rear air conditioning. Also includes K81 63-amp generator.	31 0	Z82	N.A.	286.00	286.00
With V10 cold-climate or C60 front air conditioning. Also includes K81 63-amp generator.	31 0	Z82	N.A.	242.00	242.00
With C69 Front and Rear Air Conditioning.	31 0	Z82	N.A.	237.00	237.00
K10-20 series only. K10 series also requires 1790-lb capacity or larger tires.					
Without V10 Cold-Climate Package, C60 front or C69 front and rear air conditioning. Also includes K81 63-amp generator.	31 0	Z82	N.A.	88.00	88.00
With V10 Cold-Climate Package or C60 front air conditioning. Also includes K81 63-Amp Generator.	31 0	Z82	N.A.	44.00	44.00
With C69 Front and Rear Air Conditioning.	31 0	Z82	N.A.	39.00	39.00
Wheel Trim: Bright Metal.					
Trim Rings. Not available on C-K10 series when H78-15 tires are specified or on C-K20 series when 7.50-16 tires are specified. Included when N67 rally wheels are specified.					
Wheel Covers. Not available on C-K10 series when MG 6.50-16 /C tires are specified.	2 2	P06	N.A.	43.00	43.00
C10 series only.	1 1	P01	N.A.	23.00	23.00
C20 series only. Not available when 7.50-16 tires are specified.	1 1	P01	N.A.	66.00	66.00
K10 series only.	3 3	P01	N.A.	23.00	23.00
K20 series only. Not available when 7.50-16 or 10.00-16 tires are specified.	3 3	P01	N.A.	66.00	66.00
Wheels: C-K10 series only. Not available when MG 6.50-16 /C or NH 7.00-15 /C tires are specified on C-K10 series. Also not available when HL or HM H78-15 /B tires are specified on K10 series.					
Rally. Includes special hub caps and P06 trim rings.					
C10 series only.					
Without HL, HM or H78-15 tires. Also includes 15" x 8" wheels.	3 4	N67	N.A.	84.00	84.00
With HL, HM or H78-15 tires. Also includes 15" x 7" wheels.	3 4	N67	N.A.	84.00	84.00
K10 series only. Also includes 15" x 8" wheels.	2 2	N67	N.A.	84.00	84.00
Styled.					
C10 series only.	1 2	PA6	N.A.	170.00	170.00
K10 series only.	2 3	PA6	N.A.	170.00	170.00
Window, Tailgate: Electric. Available only when E55 Tailgate series is specified.					
Window, Tailgate: Intermittent	-3 10	A33	N.A.	65.00	65.00
Windshield Wiper System: Intermittent	1 0	CD4	N.A.	33.00	33.00

OTHER OPTIONS

Prices shown are effective with initial shipments of 1979 model motor vehicles.

Spare tire available to match either front or rear tires.

Tire Size and Type	Rim Width Included In Tire Option	Added Weight (F) (R)	Option Number	Factory D&H's	List Price	Mfr's Suggested Retail Price
C10 SERIES						
TUBELESS TIRES USED WITH SINGLE REAR WHEELS						
H78-15 / B Passenger Type. Maximum Tire Capacity (Each)— Front (1605) Rear (1605)						
<i>AVAILABLE ONLY WHEN LE3 4.1 LITRE 2 BBL ENGINE OR LG9 5.0 LITRE 2 BBL ENGINE IS SPECIFIED</i>						
Highway Bias Belted Ply Blackwall						
Front (Standard)	6.00	0	XHL			NO ADDITIONAL CHARGE
Rear (Standard)	6.00	0	YHL			NO ADDITIONAL CHARGE
Spare (Standard)	6.00	0	ZHL			NO ADDITIONAL CHARGE
Highway Bias Belted Ply White Stripe						
Front	6.00	1	XHM	N.C.	20.00	20.00
Rear	6.00	0	YHM	N.C.	20.00	20.00
Spare	6.00	0	ZHM	N.C.	10.00	10.00
On-Off Road Bias Belted Ply Blackwall						
Rear	6.00	0	YHR	0.48	12.00	12.48
Spare	6.00	0	ZHR	0.24	6.00	6.24
L78-15 / B Passenger Type. Maximum Tire Capacity (Each)— Front (1790) Rear (1790)						
Highway Bias Belted Ply Blackwall						
Front	6.00	5	XLB	0.56	28.00	28.56
Rear	6.00	0	YLB	0.56	28.00	28.56
Spare	6.00	0	ZLB	0.28	14.00	14.28
Highway Bias Belted Ply White Stripe						
Front	6.00	6	XLD	0.56	52.00	52.56
Rear	6.00	0	YLD	0.56	52.00	52.56
Spare	6.00	0	ZLD	0.28	26.00	26.28
On-Off Road Bias Belted Ply Blackwall						
Rear	6.00	0	YLC	1.02	40.00	41.02
Spare	6.00	0	ZLC	0.51	20.00	20.51
L78-15 / D Passenger Type. Maximum Tire Capacity (Each)— Front (1905) Rear (1905)						
Highway Bias Belted Ply Blackwall						
Front	6.00	14	XLK	1.36	50.00	51.36
Rear	6.00	0	YLK	1.36	50.00	51.36
Spare	6.00	-2	ZLK	0.68	25.00	25.68
Highway Bias Belted Ply White Stripe						
Front	6.00	15	XLL	1.36	74.00	75.36
Rear	6.00	0	YLL	1.36	74.00	75.36
Spare	6.00	-2	ZLL	0.68	37.00	37.68
LR78-15 / C Passenger Type. Maximum Tire Capacity (Each)— Front (1905) Rear (1905)						
Highway Steel Belted Radial Ply White Stripe						
Front	6.00	11	XCD	1.28	114.00	115.28
Rear	6.00	0	YCD	1.28	114.00	115.28
Spare	6.00	-1	ZCD	0.64	57.00	57.64
10.00-15 / B (4 PR) Truck Type. Maximum Tire Capacity (Each)—Front (1760) Rear (1760)						
<i>Available only when N67 Rally or PA6 Styled Wheels is specified</i>						
Polyester White Lettered						
Front	8.00	54	XWS	3.14	142.00	145.14
Rear	8.00	0	YWS	3.14	142.00	145.14
Spare	8.00	-5	ZWS	1.57	71.00	72.57

Tire Size and Type	Rim Width Included In Tire Option	Added Weight (F) (R)	Option Number	Factory D&H's	List Price	Mfr's Suggested Retail Price

C10 SERIES

TUBE-TYPE TIRES USED WITH SINGLE REAR WHEELS

6.50-16 / C (6 PR) Truck Type. Maximum Tire Capacity (Each)— Front (1610) Rear (1610)						
<i>Available only when LE3 4.1 Litre 1 BBL engine or LG9 5.0 Litre 2 BBL engine is specified</i>						
Highway Nylon Blackwall						
Front.....	5.00	10	0	XMG	0.34	12.00
Rear.....	5.00	0	10	YMG	0.34	12.34
Spare.....	5.00	-1	6	ZMG	0.17	6.17
7.00-15 / C (6 PR) Truck Type. Maximum Tire Capacity (Each)— Front (1720) Rear (1720)						
Highway Nylon Blackwall						
Front.....	6.00	7	0	XNH	0.82	36.82
Rear.....	6.00	0	7	YNH	0.82	36.82
Spare.....	6.00	0	4	ZNH	0.41	18.41

K10 SERIES

TUBELESS TIRES USED WITH SINGLE REAR WHEELS

H78-15 / B Passenger Type. Maximum Tire Capacity (Each)— Front (1605) Rear (1605)						
Highway Bias Belted Ply Blackwall						
Front (Standard).....	6.00	0	0	XHL		NO ADDITIONAL CHARGE
Rear (Standard).....	6.00	0	0	YHL		NO ADDITIONAL CHARGE
Spare (Standard).....	6.00	0	0	ZHL		NO ADDITIONAL CHARGE
Highway Bias Belted Ply White Stripe						
Front.....	6.00	1	0	XHM	N.C.	20.00
Rear.....	6.00	0	1	YHM	N.C.	20.00
Spare.....	6.00	0	1	ZHM	N.C.	10.00
On-Off Road Bias Belted Ply Blackwall						
Front.....	6.00	3	0	XHR	0.48	12.48
Rear.....	6.00	0	3	YHR	0.48	12.48
Spare.....	6.00	0	2	ZHR	0.24	6.24

L78-15 / B Passenger Type. Maximum Tire Capacity (Each)— Front (1790) Rear (1790)						
Highway Bias Belted Ply Blackwall						
Front.....	6.00	5	0	XLB	0.56	28.56
Rear.....	6.00	0	5	YLB	0.56	28.56
Spare.....	6.00	0	3	ZLB	0.28	14.28
Highway Bias Belted Ply White Stripe						
Front.....	6.00	5	0	XLD	0.56	52.56
Rear.....	6.00	0	5	YLD	0.56	52.56
Spare.....	6.00	0	3	ZLD	0.28	26.28
On-Off Road Bias Belted Ply Blackwall						
Front.....	6.00	6	0	XLC	1.02	41.02
Rear.....	6.00	0	6	YLC	1.02	41.02
Spare.....	6.00	0	4	ZLC	0.51	20.51

Prices shown are effective with initial shipments of 1979 model motor vehicles

Tire Size and Type	Rim Width Included In Tire Option	Added Weight (F)	Option (R)	Factory D&Hs	List Price	Mfr's Suggested Retail Price
--------------------	-----------------------------------	------------------	------------	--------------	------------	------------------------------

K10 SERIES
TUBELESS TIRES USED WITH SINGLE REAR WHEELS

L78-15 /D Passenger Type. Maximum Tire Capacity (Each)— Front (2025) Rear (2025)

Highway Bias Belted Ply Blackwall

Front	6.00	14	0	XLK	1.36	50.00	51.36
Rear	6.00	0	14	YLK	1.36	50.00	51.36
Spare	6.00	-2	9	ZLK	0.68	25.00	25.68

Highway Bias Belted Ply White Stripe

Front	6.00	14	0	XLL	1.36	74.00	75.36
Rear	6.00	0	14	YLL	1.36	74.00	75.36
Spare	6.00	-2	9	ZLL	0.68	37.00	37.68

LR78-15 /C Passenger Type. Maximum Tire Capacity (Each)— Front (1905) Rear (1905)

Highway Steel Belted Radial Ply White Stripe

Front	6.00	11	0	XCD	1.28	114.00	115.28
Rear	6.00	0	11	YCD	1.28	114.00	115.28
Spare	6.00	-1	7	ZCD	0.64	57.00	57.64

K10 SERIES
TUBELESS WIDE BASE WHEELS USED WITH SINGLE REAR WHEELS

10.00-15 /B (4 PR) Truck Type. Maximum Tire Capacity (Each)— Front (1760) Rear (1760)

Polyester Blackwall

Front	8.00	30	0	XWR	3.14	130.00	133.14
Rear	8.00	0	30	YWR	3.14	130.00	133.14
Spare	8.00	-3	18	ZWR	1.57	65.00	66.57

Polyester White Lettered

Front	8.00	32	0	XWS	3.14	142.00	145.14
Rear	8.00	0	32	YWS	3.14	142.00	145.14
Spare	8.00	-4	20	ZWS	1.57	71.00	72.57

K10 SERIES
TUBE-TYPE TIRES USED WITH SINGLE REAR WHEELS

6.50-16 /C (6 PR) Truck Type. Maximum Tire Capacity (Each)— Front (1610) Rear (1610)

Highway Nylon Blackwall

Front	5.00	5	0	XMG	0.34	12.00	12.34
Rear	5.00	0	5	YMG	0.34	12.00	12.34
Spare	5.00	-1	1	ZMG	0.17	6.00	6.17

7.00-15 /C (6 PR) Truck Type. Maximum Tire Capacity (Each)— Front (1720) Rear (1720)

Highway Nylon Blackwall

Front	6.00	7	0	XNH	0.82	36.00	36.82
Rear	6.00	0	7	YNH	0.82	36.00	36.82
Spare	6.00	0	4	ZNH	0.41	18.00	18.41

Prices shown are effective with initial shipments of 1979 model motor vehicles

Tire Size and Type	Rim Width Included In Tire Option	Added Weight (F) (R)	Option Number	Factory D&H's	List Price	Mfr's Suggested Retail Price

C-K20 SERIES

WIDE BASE TUBELESS TIRES USED WITH SINGLE REAR WHEELS

8.75-16.5 / C (6 PR) Maximum Tire Capacity (Each)— Front (1990) Rear (1990)

Highway Polyester						
Front (Standard)	6.00	0	0	XTR	NO ADDITIONAL CHARGE	
Rear (Standard)	6.00	0	0	YTR	NO ADDITIONAL CHARGE	
Spare	6.00	-9	45	ZTR	3.71	102.00 105.71

8.75-16.5 / D (8 PR) Maximum Tire Capacity (Each)— Front (2350) Rear (2350)

Highway Polyester						
Front	6.00	8	0	XTA	0.42	22.00 22.42
Rear	6.00	0	8	YTA	0.42	22.00 22.42
Spare	6.00	-10	51	ZTA	3.92	113.00 116.92

On-Off Road Nylon

Front: K20 series only	6.00	7	0	XTF	0.72	40.00 40.72
Spare	6.00	0	7	YTF	0.72	40.00 40.72
Spare	6.00	-10	50	ZTF	4.07	122.00 126.07

8.75R-16.5 / D (8 PR) Maximum Tire Capacity (Each)— Front (2350) Rear (2350)

Highway Steel Belted Radial Ply Blackwall						
Front	6.00	16	0	XRU	1.06	106.00 107.06
Rear	6.00	0	16	YRU	1.06	106.00 107.06
Spare	6.00	-12	59	ZRU	4.24	155.00 159.24

9.50-16.5 / D (8 PR) Maximum Tire Capacity (Each)— Front (2780) Rear (2780)

Highway Polyester						
Front	6.75	32	0	XUF	1.50	60.00 61.50
Rear	6.75	0	32	YUF	1.50	62.00 63.50
Spare	6.75	-13	65	ZUF	4.46	130.00 134.46

On-Off Road Nylon

Front: K20 series only	6.75	31	0	XUE	1.82	80.00 81.82
Rear	6.75	0	31	YUE	1.82	82.00 83.82
Spare	6.75	-13	64	ZUE	4.62	140.00 144.62

9.50R-16.5 / D (8 PR) Maximum Tire Capacity (Each)— Front (2780) Rear (2780)

Highway Steel Belted Radial Ply Blackwall						
Front	6.75	26	0	XUK	2.50	144.00 146.50
Rear	6.75	0	26	YUK	2.50	146.00 148.50
Spare	6.75	-14	70	ZUK	4.96	172.00 176.96

K20 SERIES

TUBELESS FLOTATION TYPE TIRES USED WITH SINGLE REAR WHEELS

10.00-16.5 / D (8 PR) Maximum Tire Capacity (Each)— Front (2750) Rear (2750)

On-Off Road Nylon						
Front	8.25	42	0	XWF	2.06	174.00 176.06
Rear	8.25	0	42	YWF	2.06	203.00 205.06
Spare	8.25	-14	71	ZWF	4.74	160.00 164.74


Spare tire available to match either front or rear tire. Prices shown are effective with initial shipments of 1979 model motor vehicles

Tire Size and Type	Rim Width Included In Tire Option	Added Weight (F) (R)	Option Number	Factory D&H's	List Price	Mfr's Suggested Retail Price

**C-K20 SERIES
TUBE-TYPE TIRES USED WITH SINGLE REAR WHEELS**

7.50-16 / C (6 PR) Maximum Tire Capacity (Each)— Front (2060) Rear (2060)						
Highway Nylon						
Front.....	6.00	17	0	XPB	0.18	(-14.00)
Rear.....	6.00	0	17	YPB	0.18	(-13.00)
Spare.....	6.00	-11	56	ZPB	3.80	94.00
On-Off Road Nylon						
Front, K20 series only.....	6.00	26	0	XPC	1.06	20.00
Rear.....	6.00	0	26	YPC	1.06	21.00
Spare.....	6.00	-12	61	ZPC	4.24	111.00
7.50-16 / D (8 PR) Maximum Tire Capacity (Each)— Front (2440) Rear (2440)						
Highway Nylon						
Front.....	6.00	24	0	XPF	0.64	8.00
Rear.....	6.00	0	24	YPF	0.64	9.00
Spare.....	6.00	-12	60	ZPF	4.03	105.00
On-Off Road Nylon						
Front, K20 series only.....	6.00	30	0	XPG	1.22	44.00
Rear.....	6.00	0	30	YPG	1.22	45.00
Spare.....	6.00	-13	64	ZPG	4.32	123.00
7.50-16 / E (10 PR) Maximum Tire Capacity (Each)— Front (2780) Rear (2780)						
Highway Nylon						
Front.....	6.00	30	0	XPK	1.68	30.00
Rear.....	6.00	0	30	YPK	1.68	31.00
Spare.....	6.00	-13	64	ZPK	4.55	116.00
On-Off Road Nylon						
Front, K20 series only.....	6.00	40	0	XPL	2.14	72.00
Rear.....	6.00	0	40	YPL	2.14	73.00
Spare.....	6.00	-14	69	ZPL	4.78	137.00

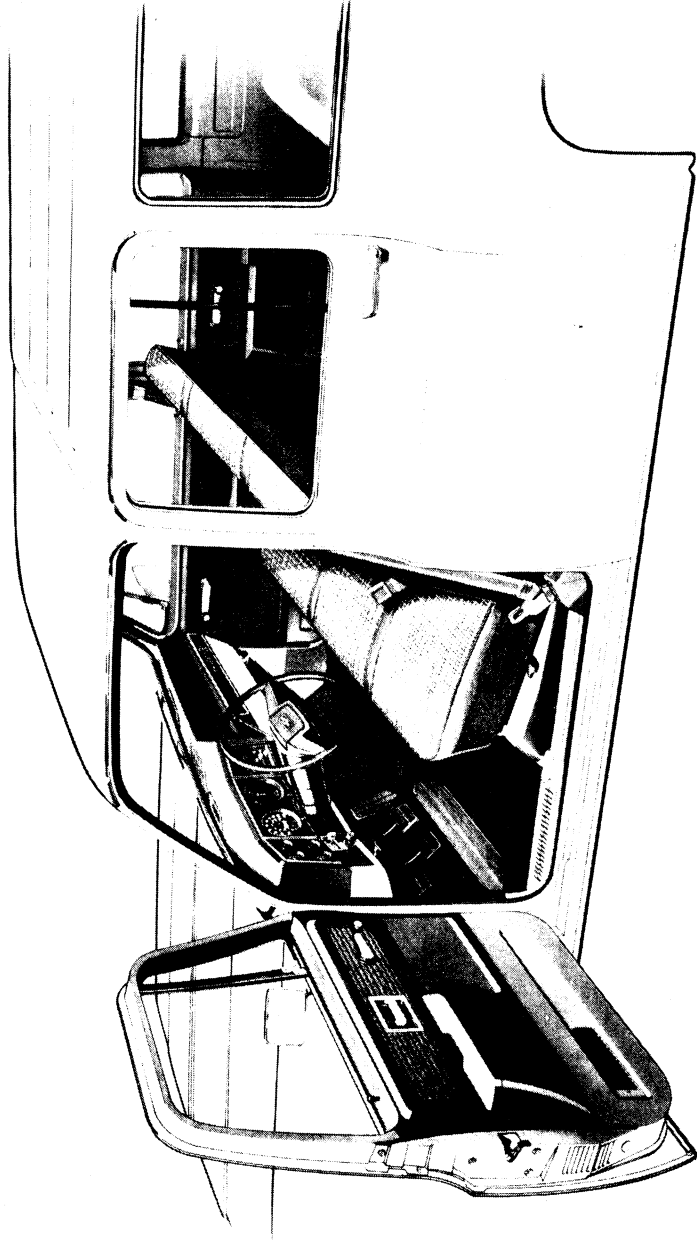
CAB & BODY FEATURES
CAB DIMENSIONS
SEATING ARRANGEMENTS
COLOR & TRIM CHARTS
TWO-TONES



Optional center folding seat also shown in illustration

EXTERIOR


- **Bumpers:** Front and rear; painted white
- **Color:** See Interior and Exterior Color Selection Chart
- **Doors:** Four side doors: two LH and two RH; two rear panel doors (optional endgate with drop-glass available)
- **Grille:** Molded plastic; painted dark gray; integral Chevrolet emblem at center includes bright insert with ochre trim
- **Grille Frame:** Bright headlamp/parking lamp bezels plus bright upper and lower moldings joining extensions of lamp bezels; dark gray-painted bezel centers in headlamp area
- **Horn:** Single, electric, low-note
- **Hub Caps:** Bright metal with black and ochre trim
- **Keys:** Two-key system with separate keys for ignition switch and door locks
- **Lights:** Backup lamps: Two rear (integral with taillamps)
Combination parking/direction/hazard: Two front
- **Combination tail/stop/direction/hazard:** Two rear
- **Headlamps:** Two; Power Beam
- **License plate lamp:** Single rear
- **Side marker lamps with reflectors:** Two front; two rear (integral with taillamps)
- **Mirrors:** RH and LH fixed arm with adjustable 5 1/2" x 4" head; chrome finish
- **Moldings:** Bright; drip moldings over side and rear doors plus decorative molding at hood rear edge
- **Nameplates:** Bright "Custom Deluxe" nameplates, with series designation, on upper portions of front fenders near doors; bright "Suburban" nameplate on RH rear door
- **Tools:** Mechanical jack and wheel wrench
- **Wheels:** Painted white
- **Windshield Wipers and Washers:** Electric, 2-speed wipers with matte finish on exposed metal portions; partially concealed arms; coordinated dual-orifice washers



Optional center folding seat also shown in illustration

INTERIOR

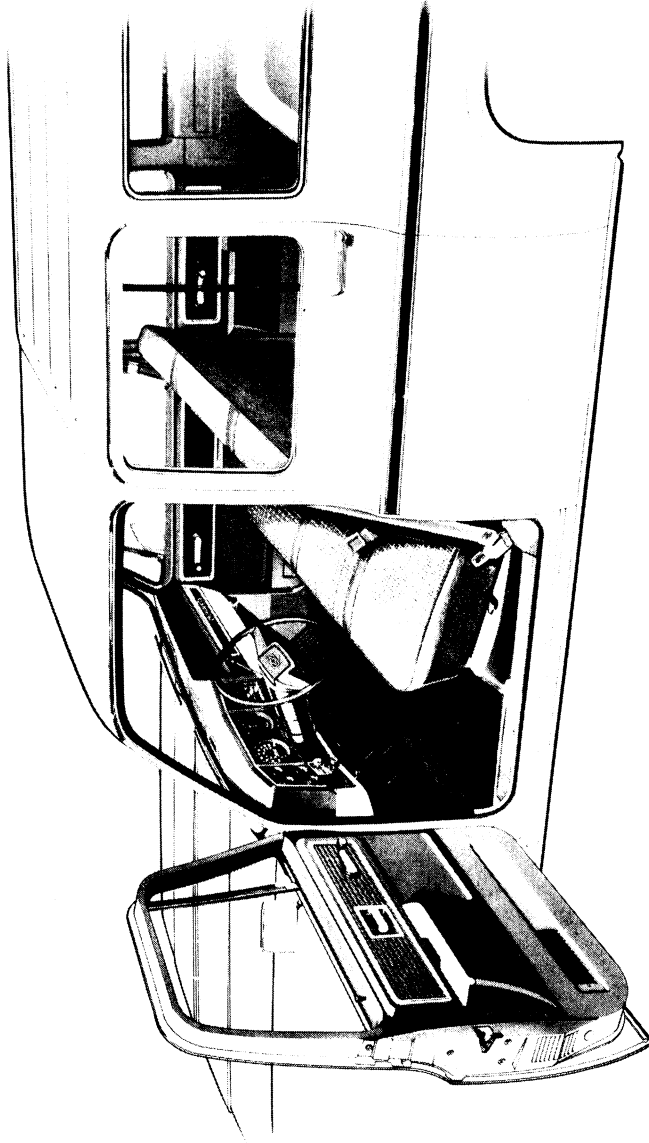
- **Armrests:** RH and LH padded; integral with side door trim panels
- **Ashtrays:** In middle of instrument panel and in rear side door trim panels
- **Coat Hooks:** Over RH and LH rear side door openings
- **Colors:** Painted areas: Same as exterior primary color choice
Interior trim: Coordinated with seat trim color choice
- **Floor Covering:** Embossed black rubber mats over entire floor area
- **Heater and Defogger:** Deluxe-air; automatic blower operation with ignition switch on for power ventilation system
- **Instrument Cluster Bezel:** Black with bright trim
- **Instruments:** Gages: Speedometer, odometer and fuel
Switches: Main, for control of exterior lights, instrument cluster lights, and courtesy/map light; wiper-washer; headlight beam (foot); ignition; direction signal (with lane change position); hazard warning; heater fan
Warning lights: Generator, oil pressure, engine temperature, seat belt, service-parking brake, indicator/hazard signal, high beam, and Hi/Low Lock indicator (4-wheel-drive models with full-time transfer case only)
- **Instrument Panel Control Knobs:** Soft black plastic with white graphic identification (except heater and wiper-washer controls)
- **Instrument Panel Pad:** Color-keyed, energy-absorbing foam
- **Insulation and Sound Deadening Material:** Dash (firewall), under floor mats and under front seat at center (includes extra-thick insulation in center seat area when optional seat is ordered)
- **Lights:** Instrument cluster and courtesy/map lights
- **Mirror, Rearview:** 10" prismatic with soft vinyl rim
- **Scuff Plates:** Door-opening protection and floor mat retention; bright; partial for front side doors, full-length for rear side doors, and full-width for rear compartment platform
- **Seat:** Full-width bench-type front seat only with full-depth foam padded seat cushion and houndstooth pattern vinyl trim. See Interior and Exterior Color Selection Chart for color availability
- **Seat Belts:** Front only; non-detachable combination lap and shoulder belts for outboard positions with automatic-locking retractors on lap belts, emergency-locking retractors on shoulder belts, and switch in driver's lap belt retractor for buzzer warning system; lap belt with manual adjustment for center position. All seat belts are color-keyed with pushbutton type buckles
- **Spare Tire Carrier:** LH rear side
- **Steering Wheel and Column:** 16" black, soft plastic wheel with 2 spokes; black energy-absorbing steering column with anti-theft locking feature
- **Storage Box:** In RH side of instrument panel; door has bright turn-type latch release
- **Sunshades:** RH and LH padded; color-keyed



Optional folding center seat also shown in illustration.

EXTERIOR

- **Bright Appearance Items:** "Scottsdale" nameplates, with series designation, on front fenders
- **Horn:** Additional, electric, high-note
- **Moldings:** Spear-type black plastic body side upper moldings
- **Bright Appearance Items:** Side marker lamp and taillamp trim
- **Windshield reveal moldings**
- **Rear side window trim**
- **Body side upper spear molding trim**
- **Front and rear bumpers**



INTERIOR

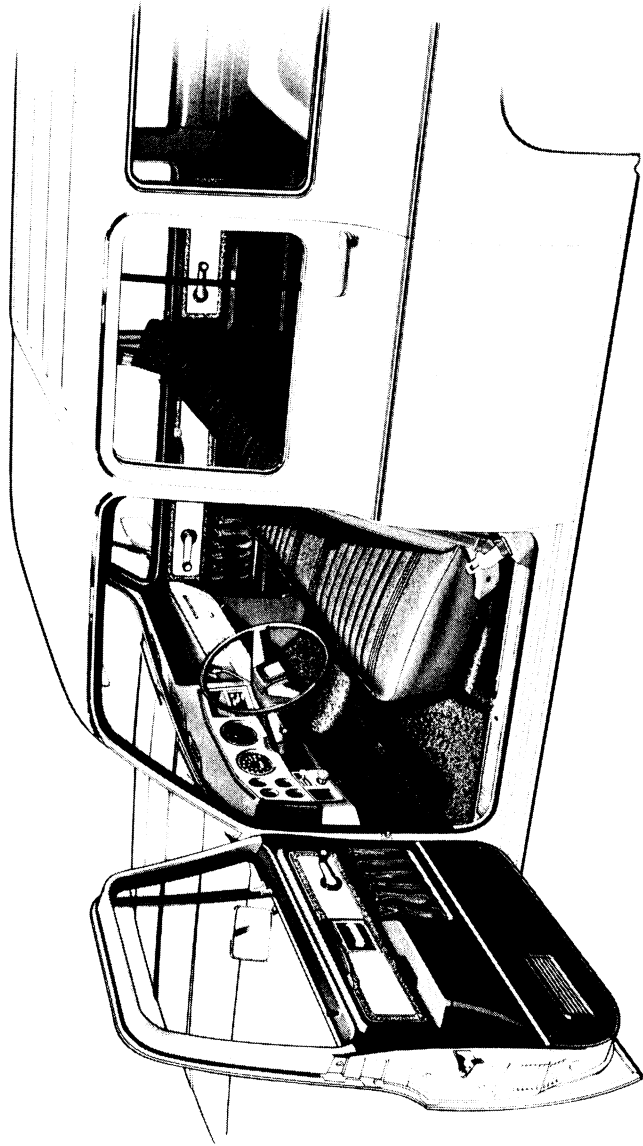
- **Bright Appearance Items:** "Scottsdale" nameplate on instrument panel pad
- **Dome lamp trim**
- **Cigar Lighter:** With ashtray light
- **Dome Lamps:** Two; one front, one rear
- **Dome and Courtesy Lamp Switches:** Front side door actu-
- **Headliner:** Full-length, mystic colored, perforated molded plastic with fiber glass blanket backing; includes matching retainer moldings
- **Insulation:** Under cowl panel and on headliner
- **Pillar Trim Panels:** Light fawn molded plastic on windshield pillars and center door pillars
- **Seats:** Choice of: 1) houndstooth pattern vinyl trim (standard); 2) ribbed pattern velour cloth and vinyl trim (at extra cost)



Optional folding center seat also shown in illustration.


EXTERIOR

- **Bright Appearance Items:**
"Silverado" nameplates, with series designation, on front fenders
Upper body side and rear door (or tailgate) moldings with black paint trim
- **Body-to-Fender Insulators**
- **Hood Insulator**
- **Secondary Door Seals:** On side door upper frames



INTERIOR

- **Bright Appearance Items:**
"Silverado" nameplate on instrument panel pad
Four-speed transmission shift lever
Transfer case shift lever (K10-20 models with conventional 4WD)
Trim on instrument cluster bezel, instrument panel pad applique, side door trim panels, and on horn button
- **Colors:** Choice of single or two-tone interior color scheme
- **Cowl Panel Trim:** Color-keyed molded plastic.
- **Instrument Panel Pad Applique:** Bright with brush-finished insert and black trim
- **Insulation:** Extra-thick front compartment floor insulators, including full-width insulator under front seat (also in center and rear seat areas when optional center seat is ordered)
- **Seats:** Choice of: 1) all-vinyl oxen hide grain trim or 2) ribbed pattern velour cloth and vinyl trim. See Interior and Exterior Color Selection Chart for color availability
- **Side Door Trim Panels:** Color-keyed molded plastic (with door



With Tailgate and Manual Drop Glass

Body Ordering Code E55*


Suburban models have 4 side doors, two front and two rear. Front side doors are equipped with drop-glass and ventipane assemblies; the rear side doors have a drop-glass in the forward portion and fixed glass in the rear portion. The rear quarter windows have fixed glass.

Suburbans ordered with Body Ordering Code ZW9 have panel-type rear doors incorporating fixed glass, positive for-cam latches, and an outside key lock. A 2-position, strap-type check on each door permits either a 118- or 162-degree door opening, depending on how the retaining pin is positioned; full door opening of 172-degrees is obtained by removing the retaining pin.

Suburbans ordered with Body Ordering Code E55 have a tailgate with a manually-controlled curved drop glass. Operation of the window is through an articulated crank-type regulator handle on the tailgate outer panel; a key lock cylinder is concealed in the regulator handle, and must be unlocked before the window can be lowered. After the window is lowered, the tailgate can be lowered by moving the release handle at the upper center of the tailgate inner panel. When the tailgate is open, it is supported by reel-type cables. Embossments on the tailgate inner panel facilitate loading of large objects. An optional electric tailgate window is available by ordering RPO A33.

*Both models shown with optional folding center and removable rear seats

CUSTOM OPTIONS




(Deluxe bumper shown)

Chromed Bumpers & Deluxe Chromed Bumpers

(RPO V37, VE5)


Chromed bumpers (RPO V37) and Deluxe chromed bumpers (RPO VE5) with resilient impact strips are available optionally on all Suburban models.



Custom Trim Moldings

(RPO B84, B85, YG1)


Side and rear upper trim moldings (RPO B85) or side and rear upper and lower and wheel opening trim moldings (RPO YG1) of bright metal are offered on all Suburban models plus upper body side spear moldings (RPO B84) of black plastic with bright trim. RPO's B85 and YG1 include bright trim for side marker and taillamps.



Wheel Covers

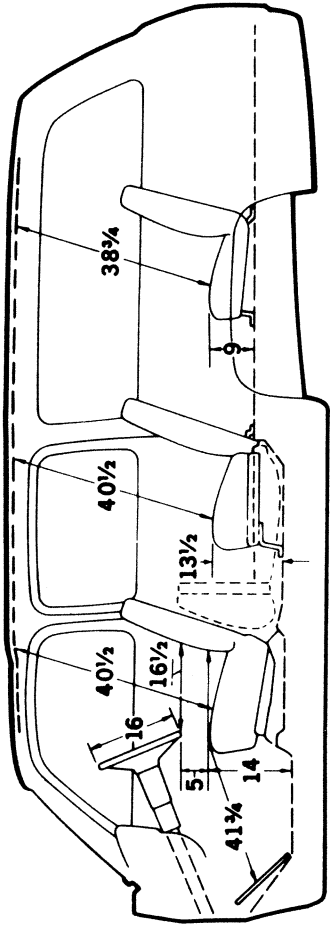
(RPO P01)

Stainless steel wheel covers are available on all Suburban models. The front units for K10-20 models with conventional 4WD have



Wood Grained Exterior Trim

(RPO YG2)



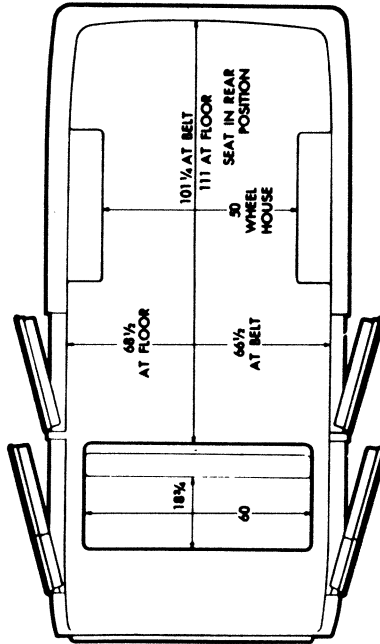
GLASS AREA (Sq. in.)

Windshield.....	1447	Side rear window (each side)...	1074
Front side door, including ventipane (each side).....	546	Rear: ZW9 panel doors (total).....	654
Rear side door (each side).....	488	E55 tailgate.....	1041

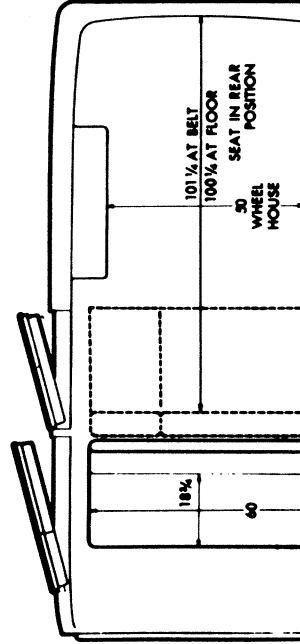
SEATING ARRANGEMENTS

Front Seat

Standard full-depth foam front seat

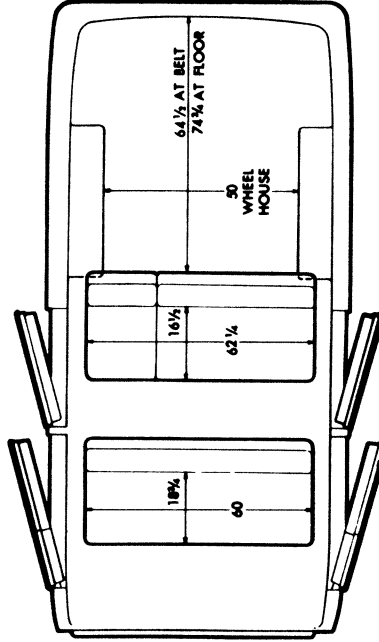


Front and Folding Center Seats
Standard front and RPO AT5 folding center seats
(Center seats shown in folded position)

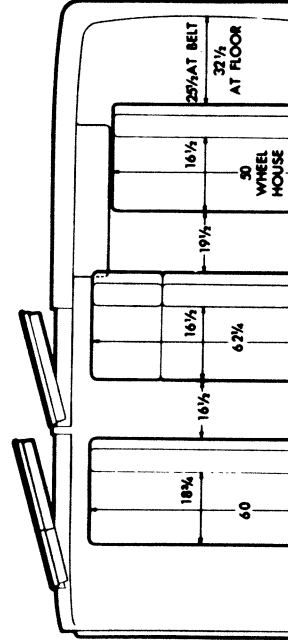


Front and Folding Center Seats

Standard front and RPO AT5 folding center seats



Front, Folding Center And Rear Removable Seats
Standard front, RPO AT5 folding center and RPO AS3 removable rear seats




Please Note: Exterior and interior paint combinations shown in chart below are recommended by Chevrolet. Any exterior color combination may be ordered with any available seat trim if the particular combination is desired by a customer.

SEAT TRIM			MODEL OPTION					SEAT TRIM COLOR AND ORDERING CODE					
Fabric	Code	Type	Custom Deluxe	Scottsdale Z62	Silverado YE9	Blue	Carmine	Camel Tan	Primary	Secondary	RECOMMENDED INTERIOR TRIM COLORS		
Standard Vinyl	V	Bench	X	X	X	VDD1		VCC1					
Custom Vinyl	W	Bench		X	X	XDD1	XRR1	XCC1					
Custom Vinyl		Bucket						XCC4					
Custom Cloth	D	Bench		X	X	LDD1	LRR1	LCC1					
EXTERIOR COLORS													
FROST WHITE													
Mystic Silver			12		12	X	X	X					X
Deep Blue			12		17	X	X	X					X
Santa Fe Tan			12		26								X
Dark Carmine Red			12		60								X
Midnight Black			12		71	X	X	X					X
MYSTIC SILVER (Metallic)													
Frost White			17		17	X	X	X					X
Deep Blue			17		12	X	X	X					X
Dark Carmine Red			17		26	X	X	X					X
Midnight Black			17		71	X	X	X					X
CHARCOAL (Metallic)													
Frost White			18		18	X	X	X					X
Mystic Silver			18		12	X	X	X					X
Midnight Black			18		86	X	X	X					X
HAWAIIAN BLUE													
Frost White			23		23	X	X	X					X
Deep Blue			23		12	X	X	X					X
MARINER BLUE (Metallic)													
Frost White			25		25	X	X	X					X
Deep Blue			25		26	X	X	X					X
DEEP BLUE													
Frost White			26		26	X	X	X					X
Mystic Silver			26		12	X	X	X					X
SHAMROCK GREEN (Metallic)													
Frost White			43		43	X	X	X					X
HOLLY GREEN			46		46	X	X	X					X
Frost White			46		12	X	X	X					X
Mystic Silver			46		17	X	X	X					X
Santa Fe Tan			46		60	X	X	X					X
COLONIAL YELLOW													
Frost White			53		53	X	X	X					X
Santa Fe Tan			53		12	X	X	X					X
SANTA FE TAN													
Frost White			60		60	X	X	X					X
LIGHT CAMEL (Metallic)													
Frost White			65		65	X	X	X					X
Santa Fe Tan			65		12	X	X	X					X
DARK CARMINE RED													
Frost White			71		71	X	X	X					X
Mystic Silver			71		12	X	X	X					X
Santa Fe Tan			71		17	X	X	X					X
CARDINAL RED													
Frost White			73		73	X	X	X					X
Mystic Silver			73		12	X	X	X					X
Santa Fe Tan			73		17	X	X	X					X
Dark Carmine Red			73		60	X	X	X					X
CORDOVA BROWN (Metallic)													
Frost White			81		81	X	X	X					X
Santa Fe Tan			81		12	X	X	X					X
MIDNIGHT BLACK													
Frost White			86		86	X	X	X					X
Mystic Silver			86		12	X	X	X					X
			86		17	X	X	X					X

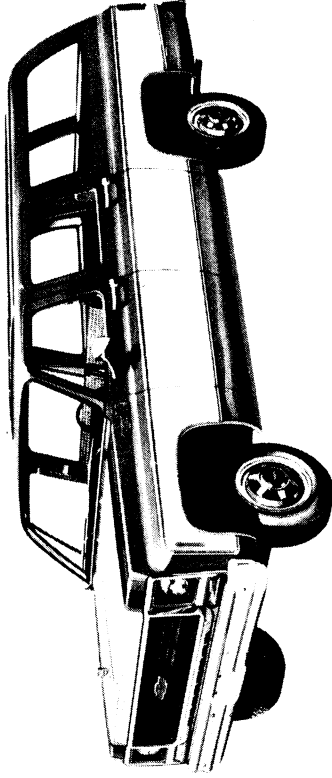
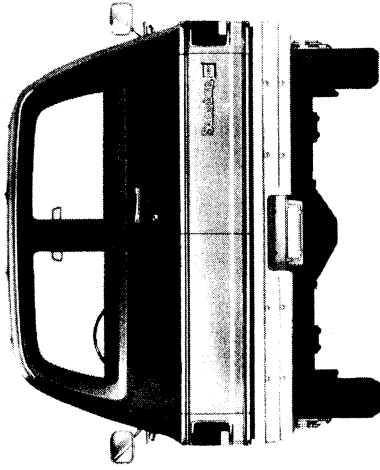
Please Note: Exterior and interior paint combinations shown in chart below are those recommended by Chevrolet. Any exterior color combination may be ordered with any available interior color or seat trim if the particular combination is desired by a customer.

SEAT TRIM			MODEL OPTION		SEAT TRIM COLOR AND ORDERING CODE			
Fabric	Code	Type	Silverado YES	Mystic	Mystic	Mystic	Mystic	Mystic
Custom Cloth	D	Bench	X	LMCI	LMCI	LMCI	LMCI	LMRI
EXTERIOR COLOR			Primary Code	Secondary Code	TWO-TONE INTERIOR COLOR			
Primary Colors and Available Secondary Colors ↓			Primary Code	Secondary Code	Blue and Mystic	Camel and Mystic	Camel and Mystic	Carmine and Mystic
FROST WHITE			12	12	X	X	X	X
Mystic Silver			12	17	X			X
Deep Blue			12	26	X			X
Santa Fe Tan			12	60	X			X
Dark Carmine Red			12	71				X
Midnight Black			12	86				X
MYSTIC SILVER (Metallic)			17	17	X			X
Frost White			17	12				X
Deep Blue			17	26	X			X
Dark Carmine Red			17	71				X
Midnight Black			17	86				X
CHARCOAL (Metallic)			18	18				X
Frost White			18	12				X
Mystic Silver			18	17				X
Midnight Black			18	86				X
HAWAIIAN BLUE			23	23	X			X
Frost White			23	12	X			X
Deep Blue			23	26	X			X
MARINER BLUE (Metallic)			25	25	X			X
Frost White			25	12	X			X
Deep Blue			25	26	X			X
DEEP BLUE			26	26	X			X
Frost White			26	12	X			X
Mystic Silver			26	17	X			X
SHAMROCK GREEN (Metallic)			43	43				X
Frost White			43	12				X
HOLLY GREEN			46	46				X
Frost White			46	12				X
Mystic Silver			46	17				X
Santa Fe Tan			46	60				X
COLONIAL YELLOW			53	53				X
Frost White			53	12				X
SANTA FE TAN			60	60				X
Frost White			60	12				X
LIGHT CAMEL (Metallic)			65	65				X
Frost White			65	12				X
Santa Fe Tan			65	60				X
DARK CARMINE RED			71	71				X
Frost White			71	12				X
Mystic Silver			71	17				X
CARDINAL RED			73	73				X
Frost White			73	12				X
Mystic Silver			73	17				X
Dark Carmine Red			73	71				X
CORDOVA BROWN (Metallic)			81	81				X
Frost White			81	12				X
Santa Fe Tan			81	60				X
MIDNIGHT BLACK			86	86				X
Frost White			86	12				X



SPECIAL TWO-TONE

Special two-tone (ZY3) paint colors include custom upper and lower moldings (lower only on models with Silverado Model Option; upper is already included). The primary color is applied to the areas above and below the moldings (including the roof). The secondary color is applied to the area between these moldings.



EXTERIOR DECOR PACKAGE

Exterior Decor Package (ZY5) paint colors and trim are available in a choice of six combinations (see chart below). The package includes all the moldings and paint described under Special Two-Tone. In addition, it includes the secondary paint color choice on the hood with color-coordinated striping at either side of the hood panel, plus a bright spring-loaded, stand-up type hood emblem.

CODE	PRIMARY COLOR	CODE	SECONDARY COLOR	INTERIOR COLOR	HOOD STRIPE COLORS
18	Charcoal	17	Mystic Silver	Mystic and Carmine†	Orange to Red
25	Mariner Blue	26	Deep Blue	Blue	Blues
65	Light Camel	60	Santa Fe Tan	Camel Tan	Yellows
73	Cardinal Red	71	Dark Carmine Red	Carmine	Orange to Red
81	Cordova Brown	60	Santa Fe Tan	Camel Tan	Yellows
86	Midnight Black	17	Mystic Silver	Carmine	Orange to Red

†Two-tone interior; requires Silverado Model Option with Code D Custom Cloth seat trim.