


*** 1981 ***


SPORTVAN

SPORTVAN MODEL SELECTOR



Series	Model Number			Body Ordering Code	
	110" WB	125" WB	Sportvan	*Bonaventure Sportvan	*Beauville Sportvan
G10	CG11006	CG11306	ZW9	ZM2	E94
G20	CG21006	CG21306	ZW9	ZM2	E94
G30	—	CG31306	ZW9	ZM2	E94

*125" WB models only.



SPORTVAN

STANDARD SPECIFICATIONS

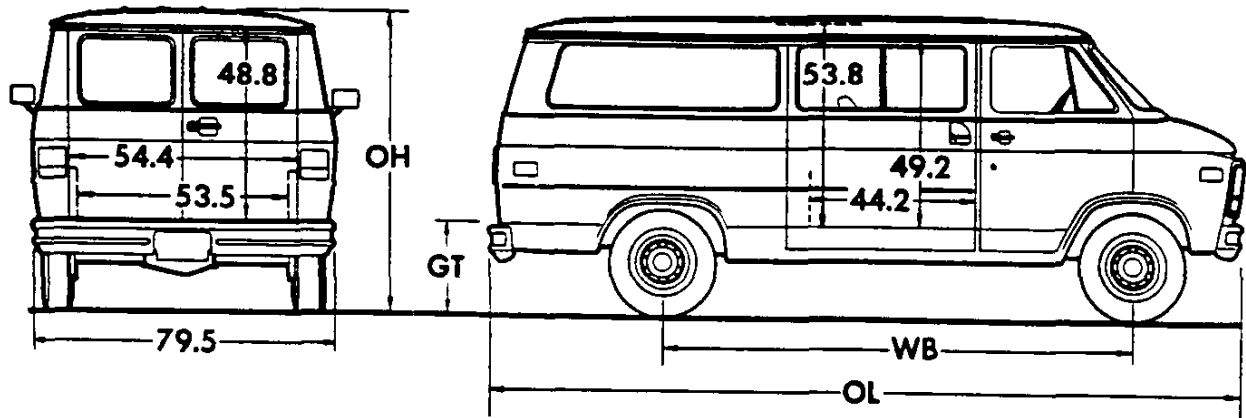
(See Blue Tab Section for Specification Details)

Series	G10	G20	G30
Engine	4.1 Liter, 250 2-bbl L6		5.7 Liter, 350 4-bbl V8
Base Equip.	11"; 124 sq. in.		12"; 150 sq. in.
Clutch	Oiled-paper Element		
Air Filter	Throwaway Type		
Oil Filter	Single; Aluminized		
Exhaust System	See Engine & Cooling section for specific model applications		
Emission Control Systems			
Suspension, Front	Independent; Coil Springs		
Capacity	3400 lb.	3400 lb.	3900 lb.
Springs @ Ground	1700 lb. ea.	1700 lb. ea.	1950 lb. ea.
Shock Absorbers	25mm dia.	25mm dia.	25mm dia.
Stabilizer Bar	-	-	1.06" dia.
Suspension, Rear	Salisbury Axle; Hypoid Drive; Two-stage Multi-leaf Springs		
Axle Capacity	3500 lb.	3500 lb.	5700 lb.
Axle Ratio	3.08	3.42	3.75
Springs @ Ground	1700 lb. ea.	1700 lb. ea.	2700 lb. ea.
Shock Absorbers	25mm dia.	25mm dia.	25mm dia.
Brakes	Hydraulic; Self-adjusting		
Front	Disc; 11.86" Rotor	Disc; 11.86" Rotor	Disc; 12.5" Rotor
Rear	Drum; 11" x 2"	Drum; 11.15" x 2.75"	Drum; 13" x 2.5"
Booster	Single Diaphragm	Dual Diaphragm	Dual Diaphragm
Parking	Cable to Rear Wheels		
Electrical	12 Volt; Negative Ground		
Battery - Freedom Type	315 CCA ♦ @ 0°F.		370 CCA ♦ @ 0°F.
- Reserve Capacity	75 min. @ 80°F.		80 min. @ 80°F.
Delcotron Generator	37 amp.		
Frame	Integral Body-frame		
Fuel Tank (nominal capacity)	22 gal.		
Steering Gear Type	Manual; Recirculating Ball Gear		Integral Power
Linkage	Parallelogram		
Transmission	Fully Synchronized 3-Speed Manual		
Shift Location	Steering Column		
Tires	(5) GR78-15B (4PR)	(4) P225/75R15	(4) 8.75-16.5E (10PR)
Wheels	(5) Disc 15" x 6"	(5) Disc 15" x 6"	(5) Disc 16.5" x 6.75"

♦ CCA-Cold Cranking Amps

SPORTVAN

Body Ordering Codes:
 Sportvan—ZW9
 Bonaventure Sportvan—ZM2†
 Beauville Sportvan—E94†



Side slide-in opening clearance 44.2"; max. box cargo height 49.2" with standard front passenger seat.
 Rear slide-in opening clearance 52" with spare tire in position or 53.5" with spare tire removed; height 48.8"

Series	Ground Clearance (in)†	
	Front	Rear
G10	6.3	6.7
G20	7.3	7.3
G30	9.0	7.0

Model	Engine No. Cyl.	Dimensions (in)†				±Curb Weight (lb)			±Model Weight (lb)*		
		WB	OL	OH	GT	Front	Rear	Total	Front	Rear	Total
G10 SERIES											
CG11006	6	110	178.2	79.4	25.0	2246	1775	4021	2641	2130	4771
CG11306	6	125	202.2	79.2	24.6	2303	1888	4191	2738	2203	4941
G20 SERIES											
CG21006	6	110	178.2	79.8	25.4	2252	1790	4042	2647	2145	4792
CG21306	6	125	202.2	79.5	25.1	2310	1903	4213	2745	2218	4963
G30 SERIES											
CG31306	8	125	202.2	81.9	28.0	2535	2190	4725	2970	2505	5475

†Dimensions with standard equipment, unloaded.

*Model Weight includes Curb Weight plus occupants (standard seating capacity x 150 lb). Total Model Weight may vary as much as ±150 lbs. to allow for production build variation.

‡Curb Weights and Model Weights shown are for models with ZW9 Sportvan body. For models with E94 Beauville Sportvan body add: G113-213-313 models—Front 32 lb.; Rear 45 lb.; Total 77 lb. For models with ZM2 Bonaventure Sportvan body add: G113-213-313 models—Front 18 lb.; Rear 67 lb.; Total 85 lb.

SPORTVAN

POWER TEAMS

ALL STATES EXCEPT CALIFORNIA

G10 SERIES

ENGINE	TRANSMISSIONS BY RPO NUMBER		* AXLE RATIOS BY RPO NUMBER				*GVWR
	3-SP	AUTO	2.96	2.73	3.08	3.42	
L33 I6 4.1 Liter (250-2 BBL)	MM3	MX1	-	-	GQ1	†GU6	5600
	MM3	MX1	-	-	GQ1	GU6	6000
L39 V8 5.0 Liter (305-4 BBL) w/ESC	MM3	-	-	-	GQ1	-	5600
	-	MX1	-	GQ1	GU4	-	5600
	MM3	-	-	-	GQ1	-	6000
	-	MX1	-	GQ1	GU4	-	6000
L39 V8 5.7 Liter (350-4 BBL)	MM3	-	-	GQ1	GU4	-	5600
	-	MX1	GQ1	GU2	-	-	5600
	MM3	-	-	GQ1	GU4	-	6000
	-	MX1	GQ1	GU2	-	-	6000

CALIFORNIA ONLY

G10 SERIES

ENGINE	TRANSMISSIONS BY RPO NUMBER		* AXLE RATIOS BY RPO NUMBER		*GVWR
	3-SP	AUTO	2.73	3.08	
L39 V8 5.7 Liter (350-4 BBL)	-	MX1	GQ1	GU4	5600
	-	MX1	GQ1	GU4	6000

- ◆ Locking Differential rear axle also available; GQ1 indicates standard axle ratio.
- ★ For Required Tire Capacity and Chassis Equipment see **GVWR SELECTOR**.
- † Requires HD Power Brakes J55 with Locking Differential (G80).

SPORTVAN

POWER TEAMS

ALL STATES EXCEPT CALIFORNIA

G20 SERIES

ENGINE	TRANSMISSIONS BY RPO NUMBER		♦ AXLE RATIOS BY RPO NUMBER				*GVWR
	3-SP	AUTO	2.73	3.08	3.42	■3.73	
LE3 L6 4.1 Liter (250-2 BBL)	MM3	-	-	-	GQ1	■GT4	6600
	-	MX1	-	-	GQ1	GU6	6600
LE9 V8 5.0 Liter (308-4 BBL) w/ESC	MM3	-	-	-	GQ1	-	6600
	-	MX1	-	-	GQ1	GU6	6600
	-	MX1	-	-	-	†GT4	6600
	-	MX1	-	-	-	●G84	6600
LE9 V8 5.7 Liter (350-4 BBL)	MM3	-	-	-	GQ1	GU6	6600
	-	MX1	GQ1	GU4	-	-	6600

G30 SERIES

ENGINE	TRANSMISSIONS BY RPO NUMBER		♦ AXLE RATIOS BY RPO NUMBER		*GVWR
	3-SP	AUTO	3.75	4.09	
LT9 V8 5.7 Liter (350-4 BBL)	MM3	MX1	GQ1	GX5	8600

- ◆ Locking Differential rear axle also available; GQ1 indicates standard axle ratio.
- *For Required Tire Capacity and Chassis Equipment see **GVWR SELECTOR**.
- Locking Differential rear axle not available.
- †Requires Trailering special (Z82); not available with Locking Differential (G80).
- High Altitude Axle (G84) -- For high altitude application only.

SPORTVAN
POWER TEAMS
CALIFORNIA ONLY
G20 SERIES

ENGINE	TRANSMISSIONS BY RPO NUMBER		♦ AXLE RATIOS BY RPO NUMBER		★GVWR
	3-SP	AUTO	2.73	3.08	
LTS V8 8.7 Liter (350-4 BBL)	-	MX1	GQ1	GU4	8600

G30 SERIES

ENGINE	TRANSMISSIONS BY RPO NUMBER		♦ AXLE RATIOS BY RPO NUMBER		★GVWR
	3-SP	AUTO	3.75	4.09	
LTS V8 8.7 Liter (350-4 BBL)	MM3	MX1	GQ1	GX5	8600

★For Required Tire Capacity and Chassis Equipment see **GVWR SELECTOR**.
 ♦ Locking Differential rear axle also available. GQ1 indicates standard axle ratio.

SPORTVAN

GVWR SELECTOR—ALL STATES

G10 SERIES

GVW Rating (lbs)	†GAWR (lbs)		Minimum Equipment Required for GVW Rating		
	Front	Rear	Tire Capacity (lbs ea)		Chassis Equipment
			Front	Rear	
3600	2944	2944	1472	1472	Standard
6000	3166	3166	1583	1583	HD Power Brakes (J55)

†GAWR's shown are the maximum for each axle with equipment listed. Other GAWR's are available, and they are determined as the minimum capacity of either axle, springs or tires.

FRONT AND REAR TIRE AVAILABILITY CHART—ALL STATES

G10 SERIES

Spare tire to match either front or rear tires must be ordered

Description	Capacity (lbs ea)	Highway		Spare
		Front	Rear	
TUBELESS				
GR78-15B (Base) Fiberglass Belted Radial	1472	XKF	YKF	ZKF
GR78-15B Whitewall Fiberglass Belted Radial	1472	XKG	YKG	ZKG
P215/75R15 Steel Belted Radial	1583	XKT	YKT	ZKT
P215-75R15 Whitewall Steel Belted Radial	1583	XKU	YKU	ZKU
P215/75R15 White Letter Steel Belted Radial	1583	XVM	YVM	ZVM

ENGINE RATINGS

ALL STATES EXCEPT CALIFORNIA

SAE Net Ratings @ 85°F	*4.1 Liter 250 2-bbl L6	*5.0 Liter 305 4-bbl V6	**5.7 Liter 350 4-bbl V6	**5.7 Liter 350 4-bbl V8
Net Horsepower	115 @ 3600 rpm	160 @ 4400 rpm	165 @ 3800 rpm	160 @ 3800 rpm
Net Torque, lb-ft	200 @ 2000 rpm	235 @ 2000 rpm	275 @ 1600 rpm	250 @ 2800 rpm

CALIFORNIA ONLY

SAE Net Ratings @ 85°F	*5.7 Liter 350 4-bbl V6	**5.7 Liter 350 4-bbl V8
Net Horsepower	150 @ 3600 rpm	155 @ 4000 rpm
Net Torque, lb-ft	255 @ 1600 rpm	240 @ 2800 rpm

*Engine with Light or Medium Duty Emissions (w/GVWR up to 8500 lb.)

**Engine with Heavy Duty Emissions (w/GVWR over 8500 lb.)

SPORTVAN

GVWR SELECTOR—ALL STATES

G20 SERIES

GVW Rating (lbs)	†GAWR (lbs)		Minimum Equipment Required for GVW Rating		
	Front	Rear	Tire Capacity (lbs ea)		Chassis Equipment
			Front	Rear	
6600	3380	3380	1690	1690	Standard

†GAWR's shown are the maximum for each axle with equipment listed. Other GAWR's are available, and they are determined as the minimum capacity of either axle, springs or tires.

FRONT AND REAR TIRE AVAILABILITY CHART—ALL STATES

G20 SERIES

Spare tire to match either front or rear tires must be ordered

Description	Capacity (lbs ea)	Highway		Spare
		Front	Rear	
TUBELESS				
P225/75R15 (Base) Steel Belted Radial	1690	XLX	YLX	ZLX
P225/75R15 Whitewall Steel Belted Radial	1690	XLZ	YLZ	ZLZ
P225/75R15 White Letter Steel Belted Radial	1690	XVN	YVN	ZVN

GVWR SELECTOR—ALL STATES

G30 SERIES

GVW Rating (lbs)	†GAWR (lbs)		Minimum Equipment Required for GVW Rating		
	Front	Rear	Tire Capacity (lbs ea)		Chassis Equipment
			Front	Rear	
8600	3900	5360	2680	2680	Standard

†GAWR's shown are the maximum for each axle with equipment listed. Other GAWR's are available, and they are determined as the minimum capacity of either axle, springs or tires.

FRONT AND REAR TIRE AVAILABILITY CHART—ALL STATES

G30 SERIES

Spare tire to match either front or rear tires is available at extra cost.

Description	Capacity (lbs ea)	Highway		Spare
		Front	Rear	
TUBELESS				
8.75-16.5E (Base)	2680	XTH	YTH	ZTH
8.75R-16.5E Steel Belted Radial	2680	XVD	YVD	ZVD

SPORTVAN

1981 VEHICLES WITH STANDARD EQUIPMENT

Prices shown are effective with vehicles produced on or after January 5, 1981.

Description	Model Number	Body Code	Wheel Base	Factory D&H(s)	List Price	Mfr's Suggested Retail Price*	Group Number
◆ 6-Cylinder 4.1 Liter (250 Cu. In.) 2 BBL Engine-Engine Ordering Code LE3							
G10 Series							
Sportvan	CG11006	ZW9	110"				27
Sportvan	CG11306	ZW9	125"				27
Bonaventure Sportvan	CG11306	ZM2	125"				27
Beauville Sportvan	CG11306	ES4	125"				27
G20 Series							
Sportvan	CG21006	ZW9	110"				27
Sportvan	CG21306	ZW9	125"				27
Bonaventure Sportvan	CG21306	ZM2	125"				27
Beauville Sportvan	CG21306	ES4	125"				27
◆ 8 Cylinder 5.7 Liter (350 Cu. In.) 4 BBL Engine-Engine Ordering code LT9							
G30 Series							
Sportvan	CG31306	ZW9	125"				27
Bonaventure Sportvan	CG31306	ZM2	125"				27
Beauville Sportvan	CG31306	ES4	125"				27

★ Manufacturer's Suggested Retail Prices do not include applicable destination charges, state and local taxes, license fees, optional equipment or accessories or special items or services.

◆ Refer to Power Team Chart for California Emission Certification Requirements.

OPTIONS AND ACCESSORIES WHEN INSTALLED BY CHEVROLET

Prices shown are effective with vehicles produced on or after January 5, 1981.

Description	Added Weight (F R)	Option Number	Factory D&H(s)	List Price	Mfr's Suggested Retail Price ◊
POWER TEAMS AND AXLES					
<i>(See Power Teams Chart for availability and complete specifications)</i>					
Engines:					
5.7 Liter (350 Cu. In.) 4 BBL V8.					
G10 series only.					
110" wheelbase only	108	8		LS9	
125" wheelbase only	104	10		LS9	
G20 series only.					
110" wheelbase only	85	7		LS9	
125" wheelbase only	82	10		LS9	
5.0 Liter (305 Cu. In.) 4 BBL V8 with Electronic Spark Control.					
G10-20 Series only. Not available when YF5 California Emission is specified.	101	9		LE9	
Transmission: Automatic. G20-30 series includes extra cooling.					
G10-20	19	4		MX1	
G30	19	4		MX1	
Gaseous-Fuel Conversions: See Engine and Cooling Section.					
Axles, Rear: (See Power Teams Chart for option number selection, availability and complete specifications)					
Optional Ratio	0	0		...	
Locking Differential.					
G10-20 series only	0	2		G80	
G30 series only	0	4		G80	
High Altitude 3.73 Ratio. G20 series only	0	0		G84	

(a) D & H Charges on vehicle and optional equipment include reimbursement to Chevrolet Motor Division for any tax that it has paid, incurred or agreed to pay thereon.
 ◊ State and local taxes not included.

SPORTVAN

OPTIONS AND ACCESSORIES WHEN INSTALLED BY CHEVROLET

Prices shown are effective with vehicles produced on or after January 5, 1981.

Description	Added Weight (F R)	Option Number	Factory D&H(s)	List Price	Mfr's Suggested Retail Price ◊
OTHER OPTIONS					
Air Conditioning: All Weather. E94 Beauville with V8 Engine available only when 1583-lb capacity tires and J55 HD Vacuum Power Brakes are specified on G10 series. Includes extra cooling. Front. Instrument panel mounted. Includes K77 55-Amp Generator. Recommended for front seat area cooling only					
Front and Rear. Front instrument panel mounted and rear overhead systems. Available only when V8 Engine is specified. Includes K81 63-Amp Generator.	103	8	C80		N.A.
Without E94 Beauville	111	39	C89		N.A.
With E94 Beauville	108	51	C69		N.A.
Battery: Heavy-Duty. 12-Volt, 465 CCA Delco Freedom. Included when Z82 Heavy-Duty Trailering Special is specified On G20-30 series					
	3	-1	UA1		N.A.
Brakes: Heavy-Duty Vacuum Power. Standard on G20-30 series					
	7	1	J55		N.A.
Bumper Equipment:					
Bumpers, Front and Rear: Chromed. Standard on E94 Beauville and ZM2 Bonaventure					
	0	0	V37		N.A.
Guards, Front Bumper, Chromed. 125" wheelbase only. Available only when V37 Front and Rear Bumpers, E94 Beauville or ZM2 Bonaventure is specified					
	12	-3	V31		N.A.
Clock: Electric					
	0	0	U35		N.A.
Coolers: Available only when MX1 Automatic Transmission and V8 Engine are specified. Included when Z82 Heavy-Duty Trailering Special is specified.					
Engine Oil. G20-30 series only.					
	9	-1	KC4		N.A.
Transmission Oil, Heavy Duty G10-20 series available only when V8 Engine and V05 H.D. Cooling or C80 Front or C69 Front and Rear Air Conditioning are specified. Included when Z82 Heavy-Duty Trailering Special is specified					
G10-20 series only	11	-2	V02		N.A.
G30 series only.					
Without C80 Front or C69 Front and Rear Air Conditioning	6	-1	V02		N.A.
With C80 Front or C69 Front and Rear Air Conditioning	0	0	V02		N.A.
Cooling:					
Heavy-Duty. Not available when C60 Front or C69 Front and Rear Air Conditioning is specified. Includes increased cooling capacity radiator and clutch type fan.					
Without MX1 Automatic Transmission	11	-1	V05		N.A.
With MX1 Automatic Transmission	4	-1	V05		N.A.
Cover, Spare Tire: Black Vinyl on G10 series and Color-Keyed Vinyl on G20-30 series. Standard on E94 Beauville and ZM2 Bonaventure.					
	0	2	P17		N.A.
Door Lock System, Power: All Doors. Included when ZQ2 Operating Convenience Package is specified					
	5	3	AU3		N.A.
Emission Systems: Dealer Note - One of the following emission options must be specified					
California Emission Requirements. Includes all testing, equipment and /or certification necessary for registration in the State of California. (See Power Teams Chart for availability and complete specifications)					
G10-20 series only. Not available when LE3 or LE9 Engine is specified	13	0	YF5		N.A.
G30 series only.	17	0	YF5		N.A.
Standard Emission Equipment. Not available when YF5 California Emissions are specified					
	0	0	NA5		
Extender Link, Side Rear Door					
	0	5	AW4		N.A.
Floor Covering:					
Carpeting, Floor and Wheelhouse Standard on E94 Beauville. 125" wheelbase only. Includes BF3 Step-Well Mats					
Without ZM2 Bonaventure	3	7	B30		N.A.
With ZM2 Bonaventure	3	7	B30		N.A.
Mats, Step-Well. Included when B30 Carpeting or E94 Beauville is specified.					
	7	0	BF3		N.A.

(a) D & H Charges on vehicle and optional equipment include reimbursement to Chevrolet Motor Division for any tax that it has paid, incurred or agreed to pay thereon.

◊ State and local taxes not included.

SPORTVAN

OPTIONS AND ACCESSORIES WHEN INSTALLED BY CHEVROLET

Prices shown are effective with vehicles produced on or after January 5, 1981.

Description	Added Weight (F R)	Option Number	Factory D&H(A)	List Price	MY's Suggested Retail Price ◊
OTHER OPTIONS					
Gages: Voltmeter, Temperature and Oil Pressure	1 0	Z53			N.A.
Generators:					
42-Amp Delcotron. Not available when C60 Front or C69 Front and Rear Air Conditioning is specified. Included when C36 Rear Heater is specified.	0 0	K79			N.A.
55-Amp Delcotron. Not available when C69 Front and Rear Air Conditioning is specified. Included when C60 Front Air Conditioning is specified.	0 0	K77			N.A.
Without C36 Rear Heater	0 0	K77			N.A.
With C36 Rear Heater	0 0	K77			N.A.
63-Amp Delcotron. Included when C69 Front and Rear Air Conditioning is specified.	0 0	K81			N.A.
Without C60 Front Air Conditioning or C36 Rear Heater	0 0	K81			N.A.
With C60 Front Air Conditioning	0 0	K81			N.A.
With C36 Rear Heater	0 0	K81			N.A.
Glass:					
<i>Tinted.</i>					
All Windows. Includes A02 Windshield Glass	0 0	A01			N.A.
Windshield only. Included when A01 Tinted Glass or AJ1 Deep Tint Glass is specified	0 0	A02			N.A.
Deep Tint. Includes A02 Windshield Glass. Also includes tinted glass on passenger and driver's side door. Not available when A01 Tinted Glass is specified.	0 0	AJ1			N.A.
Deep Tint with Tinted Rear Window. Includes tinted glass on passenger and driver's side door. Not available when A01 Tinted or AJ1 Deep Tint Glass is specified.	0 0	AA3			N.A.
Swing-Out Rear Door.	-1 4	A18			N.A.
Headlamps, Halogen: Not Available when ZM2 Bonaventure is specified. Available only when E94 Beauville is specified.	0 0	TT4			N.A.
Heater, Rear:					
Without C60 Front or C69 Front and Rear Air Conditioning. Includes K79 42-Amp Generator	10 14	C36			N.A.
With C60 Front or C69 Front and Rear Air Conditioning.	10 14	C36			N.A.
Key Unit: Separate keys for side and rear cargo doors	0 0	AU2			N.A.
Lighter, Cigarette: Standard on E94 Beauville and ZM2 Bonaventure.	0 0	U37			N.A.
Lighting, Auxiliary: Includes instrument panel ash tray light, front compartment combination dome-reading light; lights for RH and LH front stepwell, light for sliding door stepwell.	6 5	TR9			N.A.
Mirror, Visor: Standard on E94 Beauville	0 0	D34			N.A.
Mirrors, Exterior: LH and RH.					
Below-Eye-Line Type. 9" x 6.5"					
Painted	7 0	D44			N.A.
Stainless Steel	7 0	D45			N.A.
Moldings:					
Body Side Black. Not Available when E94 Beauville is specified. Included when ZY3 Special Two-Tone Paint, ZY4 Deluxe Two-Tone Paint, or ZY5 Exterior Decor Package is specified.	1 2	B84			N.A.
Guards, Door Edge.	0 0	B93			N.A.
Wheel Opening. Standard on E94 Beauville. Included when ZY5 Exterior Decor Package is specified.	0 0	B96			N.A.
Operating Convenience Package: Includes AU3 Power Door Locks and A31 Power Windows	14 5	ZQ2			N.A.

(a) D & H Charges on vehicle and optional equipment include reimbursement to Chevrolet Motor Division for any tax that it has paid, incurred or agreed to pay thereon.
 ◊ State and local taxes not included.

SPORTVAN

OPTIONS AND ACCESSORIES WHEN INSTALLED BY CHEVROLET

Prices shown are effective with vehicles produced on or after January 5, 1981.

Description	Added Weight (F R)	Option Number	Factory D&H(s)	List Price	Mfr's Suggested Retail Price ◊
OTHER OPTIONS					
Paints, Exterior: See Interior and Exterior Color Selection Chart for ordering information.					
Solid.....	0 0	ZY1			NO ADDITIONAL CHARGE
Special Two-Tone. Secondary color between belt line and lower styling crease line					
Without Beauville Includes B84 Body Side Black Moldings.....	0 0	ZY3	N.A.		
With Beauville.....	0 0	ZY3	N.A.		
Deluxe Two-Tone. Secondary color between window line and belt line and beneath lower styling crease line					
Without Beauville. Includes B84 Black Body Side Moldings.....	0 0	ZY4	N.A.		
With Beauville.....	0 0	ZY4	N.A.		
Exterior Decor Package.					
Without Beauville. Includes D84 Striping, B84 Black Body Side Moldings and B95 Wheel Opening Moldings.....	0 0	ZY5	N.A.		
With Beauville.....	0 0	ZY5	N.A.		
Radio Equipment:					
AM Radio. Includes dual front speakers.....	5 0	U63	N.A.		
AM /FM Radio. Includes dual front speakers.....	7 0	U69	N.A.		
AM /FM Stereo Radio. Includes dual front speakers.					
Without E94 Beauville or ZM2 Bonaventure Also includes wiring for rear speakers.....	9 2	U58	N.A.		
With E94 Beauville. Also includes dual rear speakers.....	9 2	U58	N.A.		
AM /FM Stereo Radio with 8 Track Stereo Tape. Includes dual front speakers.					
Without E94 Beauville. Also includes wiring for rear speakers..	10 2	UM2	N.A.		
With E94 Beauville or ZM2 Bonaventure Also includes dual rear speakers.....	10 2	UM2	N.A.		
AM /FM Stereo Radio with Stereo Cassette Tape. Includes dual front speakers.					
Without E94 Beauville or ZM2 Bonaventure. Also includes wiring for rear speakers.....	9 2	UN3	N.A.		
With E94 Beauville or ZM2 Bonaventure. Also includes dual rear speakers.....	9 2	UN3	N.A.		
AM /FM /Citizens Band Radio and Power Antenna. Includes dual front speakers. U80 Rear Auxiliary Speaker available only when E94 Beauville or ZM2 Bonaventure are specified.....	13 2	UP5	N.A.		
AM /FM Stereo /Citizens Band Radio and Power Antenna. Includes dual front speakers.					
Without E94 Beauville or ZM2 Bonaventure. Also includes wiring for rear speakers.....	14 3	UP6	N.A.		
With E94 Beauville or ZM2 Bonaventure. Also includes dual rear speakers.....	14 3	UP6	N.A.		
Speaker, Rear Auxiliary. 125" Wheelbase only. Available only when UP5 AM /FM /Citizens Band Radio, U83 AM Radio or U89 AM /FM Radio and E94 Beauville or ZM2 Bonaventure are specified.....	0 2	U80	N.A.		
Seats, Rear: Includes RH and LH armrests, ash trays and (3) seat belts. (Added weight includes passenger weight allowance of 150-lb per seating position).					
One Additional Rear Seat. For 8-passenger seating. G20-30 series only.					
Without B6S Travel Bed Seating Package					
110" wheelbase only.....	69 484	AQ3	N.A.		
125" wheelbase only.....	114 439	AQ3	N.A.		
With B6S Travel Bed Seating Package.....	0 0	AQ3	NO A		
Two Additional Rear Seats. For 12-passenger seating. G30 series only. Also includes (4) additional rear seat belts, relocation of spare wheel behind seat on floor, rear area mat and rear door scuff plate.					
G30 series except Beauville.....	56 1220	AQ4	N.A.		
G30 E94 Beauville only.....	71 1191	AQ4	N.A.		
Rear Swivel Bucket Seats. 125" wheelbase E94 Beauville only. Available only when front swivel bucket seats are specified. Not available with AQ3 or AQ4 Rear Seats.....					
	-50 -56	AL4	N.A.		

(s) D & H Charges on vehicle and optional equipment include reimbursement to Chevrolet Motor Division for any tax that it has paid, incurred or agreed to pay thereon.

◊ State and local taxes not included.

SPORTVAN

OPTIONS AND ACCESSORIES WHEN INSTALLED BY CHEVROLET

Prices shown are effective with vehicles produced on or after January 5, 1981.

Description	Added Weight (F R)	Option Number	Factory D&H(a)	List Price	Mfr's Suggested Retail Price ◊
Seats: (Continued)					
OTHER OPTIONS					
<i>Travel Bed Seating Package: Not available when AL4 Rear Swivel Bucket Seats or AQ4 Rear Seats are specified. Available only when Custom Blue or Doeskin Interior is specified.</i>					
<i>Without AQ3 Rear Seat. Replaces standard bench seat.</i>					
110" Wheelbase only	16 22	B6S	N.A.		
125" Wheelbase only	19 20	B6S	N.A.		
<i>With AQ3 Rear Seat. Replaces AQ3 Rear Seat.</i>					
110" Wheelbase Only	77 515	B6S	N.A.		
125" Wheelbase Only	22 470	B6S	N.A.		
Shock Absorbers: Front and Rear, Heavy-Duty	3 3	F51	N.A.		
<i>Speed Control: Automatic with Resume Speed. Available only when V8 Engine and MX1 Automatic Transmission are specified.</i>					
	8 0	K35	N.A.		
<i>Springs: Rear, Heavy Duty. Standard on G30 series. Capacity 2100-lb each. G20 series only.</i>					
	0 24	G50	N.A.		
<i>Stabilizer Bar: Front. Standard on G30 series. Included when Z82 Heavy-Duty Trailering Special is specified</i>					
	22 0	F59	N.A.		
<i>Steering, Power. Standard on G30 series</i>					
	40 -5	N40	N.A.		
Steering Wheels:					
<i>Comfortilt. Available only when MX1 Automatic Transmission is specified.</i>					
	4 1	N33	N.A.		
<i>Custom</i>					
	1 0	N31	N.A.		
<i>Stop, Positive: Rear Door</i>					
	-1 2	A08	N.A.		
<i>Storage Compartment, Front Seat: Not available when Swivel Bucket Seats are specified. Includes compartment door, lock and separate key.</i>					
	3 1	8A8	N.A.		
<i>Striping, Body: Included when ZY5 Exterior Decor Package is specified.</i>					
	0 0	D85	N.A.		
<i>Tank, Fuel: Approximately 33-gallon capacity. 125" wheelbase only. Replaces production fuel tank</i>					
	-19 112	NL7	N.A.		
<i>Theft Deterrent System: Includes key operated switch on LH front fender, high-note horn, jamb switches for hood, sliding side door and RH rear door. Also utilizes the production front door jamb switches.</i>					
	3 0	UAB	N.A.		
<i>Tires: See following pages.</i>					
Trailer Hitch:					
<i>Deadweight Type. Included when Z72 Light Duty Trailering Special is specified.</i>					
	0 0	VR2	N.A.		
<i>Weight Distributing Platform Type. Included when Z82 Heavy-Duty Trailering Special is specified on G20-30 Series.</i>					
	0 0	VR4	N.A.		
Trailer Special:					
<i>Heavy-Duty. G20-30 Series only Available only when MX1 Automatic Transmission is specified. Also Available only when K81 Generator is specified without C69 Front and Rear Air Conditioning. On G20 Series available only when F51 Shock Absorbers, 3.73 Rear Axle Ratio, LE9 5.0 Liter V8 Engine and N40 Power Steering are specified or when V05 HD Cooling without C60 Front or C69 Front and Rear Air Conditioning is specified. Includes KC4 Engine Oil Cooler, UA1 HD Battery, V02 Transmission Oil, VR4 Trailer Hitch</i>					
G20 series Includes F59 Stabilizer Bar	37 78	Z82	N.A.		
G30 series	12 78	Z82	N.A.		
<i>Light Duty. Available only when C60 Front or C69 Front and Rear Air Conditioning or V05 HD Cooling and MX1 Transmission is specified. On G10 20 Series available only when F59 Stabilizer and N40 Power Steering are specified. Includes VR2 Deadweight Trailer Hitch and 5 Lead Wiring Harness</i>					
	-3 22	Z72	N.A.		

- (a) D & H Charges on vehicle and optional equipment include reimbursement to Chevrolet Motor Division for any tax that it has paid, incurred or agreed to pay thereon.
 ◊ State and local taxes not included.

SPORTVAN

OPTIONS AND ACCESSORIES WHEN INSTALLED BY CHEVROLET

Prices shown are effective with vehicles produced on or after January 5, 1981.

Description	Added Weight (F R)	Option Number	Factory D&H(s)	List Price	Mfr's Suggested Retail Price ◊
OTHER OPTIONS					
Trim: See Interior and Exterior Color Selection Chart for ordering information.					
Standard Vinyl Bucket Seats	0 0	...		NO ADDITIONAL CHARGE	
Custom Vinyl High Back Bucket Seats					
Without E94 Beauville	8 3	...		N.A.	
With E94 Beauville	0 0	...		N.A.	
Custom Cloth High Back Bucket Seats	0 0	...		N.A.	
Custom Cloth Swivel Bucket Seats	40 14	...		N.A.	
Ventilator, Roof	1 4	C55		N.A.	
Wheel Covers, Special, G10-20 series only	1 1	PA1		N.A.	
Wheels:					
Aluminum Forged, G10-20 series only. Available only when AW4 Extender Link is specified. Includes 15" x 6.50" wheels					
Rally, G10-20 series only. Includes 15" x 6.50" wheels, trim rings and special hub caps	-8 -8	PH7		N.A.	
G10 series only	5 7	N67		N.A.	
G20 series only	6 8	N67		N.A.	
Styled, G10-20 series only. Available only when AW4 extender link is specified. Includes 15" x 7" wheels.					
G10 series only	2 2	PA6		N.A.	
G20 series only	0 0	PA6		N.A.	
Windows: Power, Front side doors only. Included when ZQ2 Operating Convenience Package is specified					
Operating Convenience Package is specified	9 2	A31		N.A.	
Windshield Wiper System: Intermittent	1 0	CD4		N.A.	

(a) D & H Charges on vehicle and optional equipment include reimbursement to Chevrolet Motor Division for any tax that it has paid, incurred or agreed to pay thereon.
 ◊ State and local taxes not included.

SPORTVAN

FACTORY INSTALLED TIRES

See Tire Chart for Available Front/Rear Combinations.
Spare tire available to match either front or rear tires.
Prices shown are effective with vehicles produced on or after January 5, 1981.

Tire Size and Type	Rim Width Included in Tire Option	Added Weight (F) (R)	Option Number	Factory D&H(a)	List Price	Mfr's Suggested Retail Price
TIRES						
Q10 SERIES						
TUBELESS						
GR78-15 /B Highway Fiberglass Belted Radial Ply Blackwall (Maximum Capacity 1472-lbs)						
Front (Standard)	6.00	0 0	XKF			NO ADDITIONAL CHARGE
Rear (Standard)	6.00	0 0	YKF			NO ADDITIONAL CHARGE
Spare (Standard)	6.00	0 0	ZKF			NO ADDITIONAL CHARGE
GR78-15 /B Highway Fiberglass Belted Radial Ply Whitewall (Maximum Capacity 1472-lbs)						
Front	6.00	1 0	XKG			
Rear	6.00	0 1	YKG			
Spare	6.00	0 1	ZKG			
P215 /75R15 Highway Steel Belted Radial Ply Blackwall (Maximum Capacity 1583-lbs)						
Front	6.00	3 0	XKT			
Rear	6.00	0 3	YKT			
Spare	6.00	0 1	ZKT			
P215 /75R15 Highway Steel Belted Radial Ply Whitewall (Maximum Capacity 1583-lbs)						
Front	6.00	3 0	XKU			
Rear	6.00	0 3	YKU			
Spare	6.00	0 1	ZKU			
P215 /75R15 Highway Steel Belted Radial Ply White Lettered (Maximum Capacity 1583-lbs)						
Front	6.00	3 0	XVM			
Rear	6.00	0 3	YVM			
Spare	6.00	0 3	ZVM			
Q20 SERIES						
P225 /75R15 Highway Steel Belted Radial Ply Blackwall (Maximum Capacity 1690-lbs)						
Front (Standard)	6.00	0 0	XLX			
Rear (Standard)	6.00	0 0	YLY			
Spare	6.00	-5 34	ZLX			
P225 /75R15 Highway Steel Belted Radial Ply Whitewall (Maximum Capacity 1690-lbs)						
Front	6.00	1 0	XLZ			
Rear	6.00	0 1	YLY			
Spare	6.00	-5 34	ZLZ			
P225 /75R15 Highway Steel Belted Radial Ply White Lettered (Maximum Capacity 1690-lbs)						
Front	6.00	1 0	XVN			
Rear	6.00	0 1	YVN			
Spare	6.00	-5 34	ZVN			
Q30 SERIES						
8.75-16.5 /E Highway Nylon Blackwall (Maximum Capacity 2680-lbs)						
Front (Standard)	6.00	0 0	XTH			
Rear (Standard)	6.00	0 0	YTH			
Spare	6.00	-8 48	ZTH			
8.75R-16.5 /E Highway Steel Belted Radial Ply Blackwall (Maximum Capacity 2680-lbs)						
Front	6.00	18 0	XVD			
Rear	6.00	0 18	YVD			
Spare	6.00	15 99	ZVD			

(a) D & H Charges on vehicle and optional equipment include reimbursement to Chevrolet Motor Division for any tax that it has paid, incurred or agreed to pay thereon.
 ◊ State and local taxes not included.

SPORTVAN

**CAB & BODY FEATURES
BODY CONSTRUCTION
SEATING ARRANGEMENTS
COLOR & TRIM CHARTS
TWO-TONES**

SPORTVAN

STANDARD MODEL—BODY ORDERING CODE ZW9

The standard model includes the following items as standard equipment




EXTERIOR

- **Bumpers:** Front and rear; painted silver
- **Colors:** See Interior and Exterior Color Selection Chart
- **Doors:** RH and LH front side doors; RH sliding side load door; RH and LH rear load doors
- **Door Opening and Locking Methods:**
 - Front side doors: Outside pushbutton latch release in door handle with separate key lock; keyless outside locking
 - Sliding side load door: Turning outside handle counterclockwise releases both front and rear latches; to close door, reverse procedure; for opening and closing of door from inside, reverse outside procedure; door is locked from outside through a separate key lock
 - RH and LH rear doors: Pushbutton latch release in RH door handle opens door, and after opening RH door, LH door latch is released by lower inside lift handle; separate key lock cylinder in RH door
- **Glass:**
 - Windshield
 - RH and LH front side door drop glass and pivoting ventipanes with pushbutton locks
 - Double flip-out glass in sliding side door and same on opposite side; bright frames
 - Stationary glass in each rear-quarter window and rear door
- **Grille:** Molded plastic; painted argent; integral Chevrolet emblem at center includes bright insert with ochre trim
- **Grille Frame:** Headlamp parking-lamp bezels plus upper and lower moldings joining extensions of lamp bezels; painted silver
- **Horns:** Dual, electric, low- and high-note
- **Hub Caps:** Bright metal with black and ochre trim
- **Keys:** Two-key system, with separate keys for ignition switch and door locks
- **Lights:**
 - Backup lamps: Two rear (integral with taillamps)
 - Combination parking/direction/hazard: Two front
 - Combination tail/stop/direction/hazard: Two rear
 - Headlamps: Two; Power Beam
 - License plate lamp: Single rear
 - Side marker lamps and reflectors: Two front and two rear
- **Mirrors:** RH and LH chrome; fixed arm with adjustable 4½" x 6" head
- **Nameplates:** Bright "Sportvan" plates on front fenders; bright "Chevrolet" plate on LH rear door
- **Tools:** Mechanical jack and wheel wrench
- **Undercoating:** On body rocker panels, step panels, and wheel-housings
- **Wheels:** Painted white
- **Windshield Wipers and Washers:** Electric, 2-speed wipers with matte finish on exposed metal portions; coordinated washers

SPORTVAN

STANDARD MODEL—BODY ORDERING CODE ZW9

The standard model includes the following items as standard equipment




INTERIOR

- **Air Vents:** RH and LH; individually controlled
- **Armrests:** RH and LH side door and rear seat; padded
- **Ashtrays:** At top of instrument panel extension, with door. In rear seat armrests; with covers
- **Coat Hook:** LH side
- **Colors:**
 - Painted areas: Same as exterior primary color choice
 - Interior trim: Coordinated with seat trim color choice
- **Door Locks:** Inside pushbutton lock/release for front doors; rotating locking knob for sliding side door
- **Door Seals:** Latex foam rubber
- **Floor Covering:** Embossed black rubber mats; over entire floor area and front wheelhousings
- **Headliner:** Mystic-colored perforated hardboard; driver area
- **Heater and Defogger:** Deluxe-air
- **Instruments:**
 - Gages: Speedometer, odometer, and fuel
 - Switches: Main, for control of exterior lights, instrument lights and dome lights; wiper-washer; headlight beam (foot); ignition; direction signal (with lane change position); hazard warning; heater fan; door-operated dome lamp
 - Warning lights: Generator, oil pressure, engine temperature, service-parking brake, direction/hazard signal, and high beam
- **Instrument Panel:** Bright trim on gage bezels; black applique with bright trim on area below instrument cluster
- **Instrument Panel Control Knobs:** Bright, with brush finish and black graphic identification for main light switch control
- **Insulation and Sound Deadening Material:** Dash (firewall), entire floor panel, engine cover extension, and inside engine cover
- **Lights:** Instruments, front and rear dome
- **Mirror:** 10"; vinyl-edged prismatic
- **Parcel Tray:** On top surface of instrument panel extension; includes beverage holder provisions
- **Safety Step Pads:** Front and sliding side door step panels
- **Seat Belts:** Pushbutton release; driver, front passenger and all rear seat positions; outboard retractors for driver and front passenger
- **Seats, Front,** adjustable high-back bucket driver and passenger; rear quick release removable 3-passenger; all-vinyl trim; foam padded. See Interior and Exterior Color Selection Chart for color availability
- **Spare Tire Carrier:** RH rear side
- **Steering Wheel:** 16" diameter black soft vinyl wheel with 2 spokes
- **Storage Box:** In front face of instrument panel extension; with door
- **Sunshades:** RH and LH padded, color keyed
- **Trim Panels:** Painted metal with decorative embossments; front side doors and sliding side door

SPORTVAN

BONAVENTURE SPORTVAN MODEL—BODY ORDERING CODE ZM2

This option includes all exterior items listed for the standard model plus the following additions or substitutions




EXTERIOR

• **Bright Appearance Items:**

- "Bonaventure" nameplates, on front fenders
- Front and rear bumpers
- Taillamp bezels
- Upper and lower grille outline moldings

- Chrome-trimmed grille
- Headlamp/parking lamp bezels



INTERIOR

- **Cigar Lighter**
- **Coat Hooks:** LH and RH side, above rear-quarter windows; plus one on LH side panel to rear of drivers seat
- **Floor Covering:** Color-keyed rubber mats; for entire floor area, including front and rear wheelhousings
- **Carnish Moldings:** Mystic colored plastic moldings for rear compartment side windows, front and rear roof header panels, roof front side rails and windshield pillars, front door lock pillars, lower sliding door hinge pillar, and sliding door track and roller bracket
- **Headliner:** Full-length, mystic colored; foam-backed cloth
- **Deluxe Instrument Panel:** Two-tone color treatment; wood-

- grain applique with bright trim for instrument cluster and central area; black applique with bright trim and Bonaventure lettering on RH side
- **Insulation:** Above headliner and on entire floor and wheel-housing areas
- **Seats:** High-backed driver and front passenger bucket seats and standard rear passenger seat with leather grain trim in Slate, Blue, Doeskin or Carmine
- **Spare Tire Cover:** G10 models—black vinyl; G20-30 models—color-keyed carpet type
- **Trim Panels:** Colored-keyed, vinyl-coated, embossed hardboard on doors and sidewalls

SPORTVAN

BEAUVILLE SPORTVAN MODEL—BODY ORDERING CODE E94

This model includes all items listed for Bonaventure model option plus the following additions or substitutions




EXTERIOR

- **Bright Appearance Items:**

- "Beauville" nameplates, on front fenders
- Body side and rear upper moldings with black paint trim
- Wheel opening lip moldings
- Front door ventupane posts
- Trim for side marker lamps and reflectors
- Windshield reveal moldings

- **Special Headlamps:** Rectangular; single RH and LH
- **Special Side Marker Lamps and Reflectors:** RH and LH front and rear



INTERIOR


- **Bright Appearance Items:**

- "Beauville" nameplate on RH instrument panel trim plate
- Trim on applique at RH side of instrument panel
- Trim moldings at center of instrument panel
- Trim on door and sidewall trim panels
- **Enclosure Panels:** Color-keyed plastic trim panels to conceal rear seat armrest supports and seat risers
- **Floor Covering:** Color-keyed carpeting; over entire floor area including front and rear wheelhousings; lower portion of engine cover and vertical walls of front door and sliding side door stepwells
- **Garnish Moldings:** Color-keyed to seat trim color (except when slate seat trim is ordered, then mystic color is used)
- **Headliner:** Color-keyed to seat trim color (except when slate

- seat trim is ordered, then mystic color is used)
- **Insulation:** On front and rear wheelhousings; under instrument panel upper extension; behind door and sidewall trim panels
- **Seats:** High-backed driver and front passenger bucket seats, and standard rear passenger seat with choice of: 1) dual-tone striped vinyl trim in blue, slate, doeskin or carmine; or 2) ribbed pattern velour cloth/vinyl trim in blue, green, slate, doeskin or carmine
- **Stepwell Mats:** Embossed black rubber mats for top surface of front door and sliding side door stepwells
- **Trim Panels:** Embossed, color-keyed vinyl on doors and sidewalls with styling coordinated with seat trim and carpeting on lower areas
- **Visor Mirror:** On RH sun visor

SPORT VAN

BODY CONSTRUCTION FEATURES



The all-steel, Chevy Van and Sportvan bodies feature body-frame integral construction for outstanding structural rigidity and excellent durability. The basic bodies of either the nominal 15 foot (110" WB) or 17 foot (125" WB) models are comprised of an underbody structure, front end structure, left and right hand side panel structures, and a roof panel structure.

Longitudinal side rails, cross sills, and outriggers form the integral frame to which front and rear floor panels are welded, completing the underbody structure. Main structural members are of heavy-gage steel. A step well is incorporated in the underbody in the area adjacent to the front doors and sliding side door to provide convenient entry and exit.

The front end structure incorporates an engine compartment with outside opening hood panel which affords quick and easy access to 27 service points, such as the engine, radiator, battery, brake master cylinder and windshield washer reservoir. The radiator support upper tie bar and baffles are mechanically attached to facilitate engine removal. A plenum chamber with high-level air intake is utilized in the front end structure to assure a plentiful supply of dry, outside air for interior heating and ventilating as well as to add rigidity to the overall body structure. Air outlets to the interior are provided on the left hand and right hand sides by manually controlled doors (RH door omitted with optional air conditioning).

Side panel structures are comprised basically of seamless, one-piece outer panels reinforced with vertical strainers and welded to roof rails at the top and to rocker panels at the bottom. Left hand side panel structures utilize three vertical strainers, with a fourth strainer added for 17-foot bodies. Right hand side panel structures, which are smaller because of the provision for the base side load door, are reinforced with one vertical strainer in 15-foot body applications and two strainers in 17-foot body applications. Two window openings are incorporated in the left hand side panel for all Sportvans, or for Chevy Vans with RPO A07 body glass; one window is incorporated for the Nomad model and for Chevy Vans with RPO A17 body glass. The right hand side panel for Sportvan models, or Chevy Van with RPO A07 or A08 body glass, has one window. Provision is made at the rear of the left hand side panel for incorporation of a door to conceal the fuel tank filler.

Roof panels are of one-piece design and are embossed with six

longitudinal stiffening ribs. Four roof bows support the 15-foot body roof panel, while five roof bows are used for the 17-foot body.

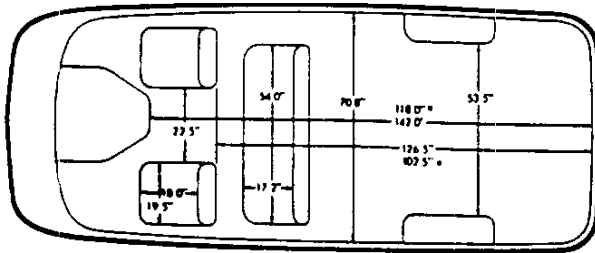
Special attention is given to corrosion prevention during the construction and final finishing of the Chevy Van/Sportvan body. The following body design features occur during the construction of the body:

1. Use of special steel (galvanized, zinc iron alloy, zinc coated) for body components especially subject to corrosion.
2. Use of one-piece outer panels to minimize exterior joints where corrosion might occur.
3. Use of heavy-gage steel for main underbody components.
4. Use of weld-through sealers in the assembly process to assure strong welds.

After body construction is completed, additional corrosion preventative steps are taken in the final finishing operation. The following occur:

1. The body, doors and hood are thoroughly cleaned by processing them through a 7-stage zinc phosphate washer.
2. Next, the body, doors and hood are primed by the Elpo electro-coating process which is the deposition of an electrically charged colloidal paint using an electric current. Electro-coating assures uniform application of primer even on surfaces normally inaccessible. In the process, the body, doors and hood are submerged in an emulsion of water and paint; the body, doors and hood and the emulsion are then oppositely charged, causing the paint to adhere to the metal.
3. Sealers are then applied to all critical interior-exterior joints.
4. Undercoating is sprayed on the undersurfaces of the wheel-housings, front door step panels and body rocker panels.
5. The body, doors and hood are painted with enamel.
6. A sealer pad is installed on the top surface of the floor panel at the left hand side, and is bonded to the floor panel as the body bakes in the topcoat oven.
7. The lower inside surfaces of the doors and rocker panels are sprayed with aluminum wax preservative.
8. Finally, clear polyurethane film stone shields are added ahead of the rear wheel openings to prevent stone chipping.

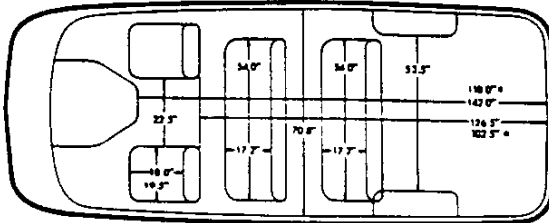

SPORTVAN



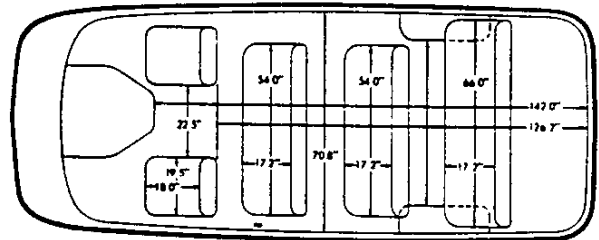
STANDARD 3 PASSENGER (125 WB)

SPORTVAN SEATING ARRANGEMENTS

Seating arrangement for standard and RPO AQ3/AQ4 seats. For model availability see model option price pages.



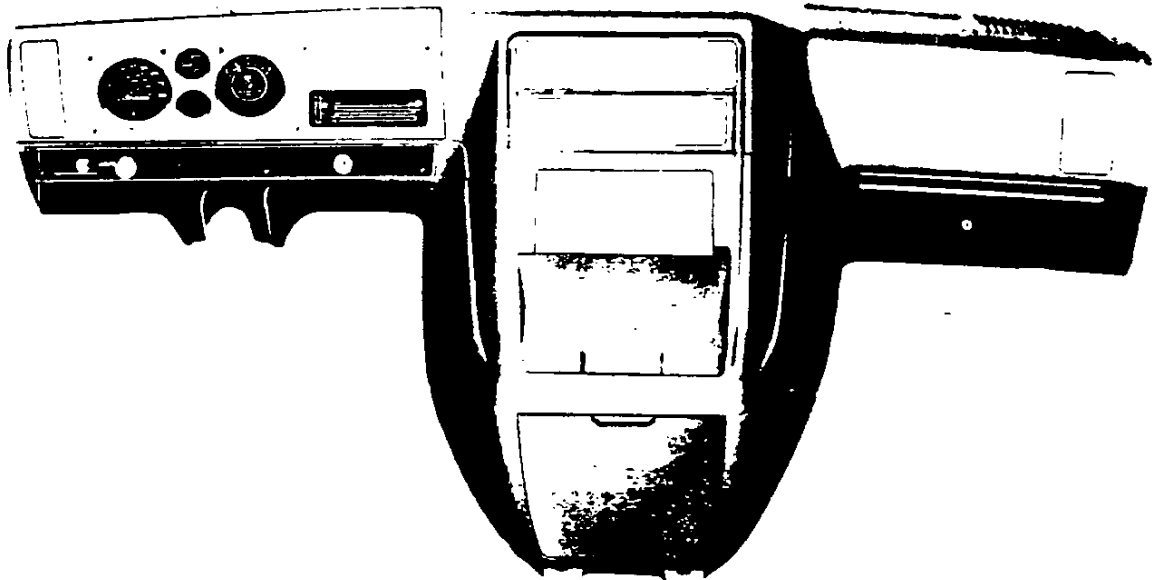
OPTIONAL 8 PASSENGER (125 WB)



OPTIONAL 12 PASSENGER (G 30 ONLY)

© 1978 GM

INSTRUMENTS



The standard instrument cluster gauges and heater controls are set into the molded plastic instrument panel and have bright bezels. The large LH opening contains the speedometer, odometer, high beam indicator, and service-parking brake warning light.

The large RH opening contains the fuel gage with a graphic symbol. An "Unleaded Fuel Only" notation is carried on the face of the fuel gage for models which require this fuel. The upper small opening between these two large openings houses the warning lights with graphic symbols for temperature, low oil pressure and generator. The lower opening is provided to house the RPO U35 electric clock.

On the upper RH side the two small openings are provided to house

the controls for the RPO C36 rear heater (LH) and the RPO C69 rear air conditioner (RH). Below these openings are the heater/defogger and optional front air conditioner controls with graphic symbols for the fan and defogger. A similar instrument cluster with voltmeter, oil pressure gage and engine temperature gage is available as RPO Z53.

The area below the instrument cluster contains, from left to right, the windshield washer/wiper switch, with graphic symbol, main light switch, and ignition switch. This lower area has a black applique with bright trim. At the far left is the provision for the LH front air conditioner air outlet.

SPORTVAN

INTERIOR AND EXTERIOR COLOR AVAILABILITY CHART

Please Note: Exterior and interior paint combinations shown in chart below are those recommended by Chevrolet. Any exterior color combination may be ordered with any available seat trim if the particular combination is desired by a customer.

SEAT TRIM			MODEL OPTION			SEAT TRIM COLOR AND ORDERING CODE					
Fabric	†Code	Bucket Seat Type	Standard	Bona-venture EM2	Beauville ES4	Slate	Blue	Green	Doeskin	Carmine	*D85 Stripe Colors
Standard Vinyl	V	High Back	X				VDD4		VCC4		
Custom Vinyl	W	High Back	X	X	X	XTT4*	XDD4		XCC4	XRR4*	
Custom Cloth	G	High Back Swivel*			X	KTT4	KDD4	KGG4	KCC4	KRR4	
					X	KTT5	KDD6		KCC6		
•EXTERIOR COLORS			Primary	Secondary	RECOMMENDED INTERIOR TRIM COLORS						
FROST WHITE			12	12	X(D)	X(A)	X(B)	X(C)	X(D)		■
Light Silver Metallic			12	17	X						D
Medium Blue			12	23		X					A
Santa Fe Tan			12	60				X			C
Dark Carmine Red			12	71						X	D
LIGHT SILVER METALLIC			17	17	X	X				X	D
Frost White			17	12	X						D
Dark Carmine Red			17	71	X					X	D
Midnight Black			17	86	X						D
CHARCOAL METALLIC			18	18	X					X	D
Frost White			18	12	X						D
Light Silver Metallic			18	17	X						D
Dark Carmine Red			18	71	X					X	D
Midnight Black			18	86	X						D
MEDIUM BLUE			23	23	X	X					A
Frost White			23	12		X					A
LIGHT BLUE METALLIC			25	25	X	X					A
Frost White			25	12		X					A
Medium Blue			25	23		X					A
NORDIC BLUE METALLIC			30	30	X	X					A
Frost White			30	12	X	X					A
Light Silver Metallic			30	17	X						A
Medium Blue			30	23		X					A
WOODLAND GREEN			46	46			X	X			B
Frost White			46	12			X				B
Light Silver Metallic			46	17			X				B
COLONIAL YELLOW			53	53				X			C
Frost White			53	12				X			C
Santa Fe Tan			53	60				X			C
SANTA FE TAN			60	60				X(C)	X(D)		■
Frost White			60	12				X			C
Dark Carmine Red			60	71					X		D
LIGHT CHESTNUT METALLIC			62	62				X			C
Frost White			62	12				X			C
Santa Fe Tan			62	60				X			C
Midnight Black			62	86							
DARK CHESTNUT METALLIC			65	65				X			F
Frost White			65	12				X			F
Santa Fe Tan			65	60				X			F
CARMINE RED			70	70	X(D)			X(E)	X(D)		■
Light Silver Metallic			70	17	X						D
Santa Fe Tan			70	60				X			E
Dark Carmine Red			70	71	X			X	X		E
DARK CARMINE RED			71	71	X(D)			X(E)	X(D)		■
Frost White			71	12					X		D
Light Silver Metallic			71	17	X						D
Santa Fe Tan			71	60				X			E
MIDNIGHT BLACK			86	86	X			X	X		D
Light Silver Metallic			86	17	X						D
BURNT ORANGE METALLIC			95	95				X			F
Frost White			95	12				X			F
Santa Fe Tan			95	60				X			F
Midnight Black			95	86							

*Primary color shown in **BOLDFACE TYPE**; secondary colors shown in Lightface Type.

*Includes reclining feature. • Bonaventure and Beauville models only.

† Seat Trim Codes: V - Striped Vinyl; W - Dual Tone Striped Vinyl; G - Ribbed Patterned Velour Cloth.

* D85 Stripe Colors: A - Light Blue/Dark Blue C - Dark Brown/Doeskin E - Doeskin/Dark Carmine

B - Light Blue/Dark Green D - Vermillion/Dark Carmine F - Doeskin/Dark Brown


■ D85 Stripe Color availability shown in () under interior trim color.

SPORTVAN

SOLID AND TWO-TONE* EXTERIOR COLOR COMBINATIONS

The application of paint for solid and two-tone exterior color combinations is shown below.

SOLID PAINT—ZY1




SOLID COLORS

Solid color paint (ZY1) is standard on all models. All painted areas of the body are the same color.

SPECIAL TWO-TONE PAINT—ZY3

(Includes B84 Molding w/o E94 Beauville)

Primary Body Color



Secondary Body Color


SPECIAL TWO-TONE

Special two-tone (ZY3) paint colors include black body side and rear moldings with bright trim plus bright tail light trim (except with the Beauville model where bright tail light trim and bright body side and rear moldings with black trim are already included). The primary paint color is applied to the areas above the moldings. The secondary color is applied to the areas below the moldings.

DELUXE TWO-TONE PAINT—ZY4

(Includes B84 Molding w/o E94 Beauville)

Primary Body Color



Secondary Body Color

DELUXE TWO-TONE

Deluxe two-tone (ZY4) paint colors include black body side and rear moldings with bright trim plus bright tail light trim (except with the Beauville model where bright tail light trim and bright body side and rear moldings with black trim are already included). The primary paint color is applied to the areas above the belt line styling crease line and below the moldings. The secondary color is applied to the areas between the belt line styling crease line and the moldings.

SPORTVAN


SOLID AND TWO-TONE* EXTERIOR COLOR COMBINATIONS

The application of paint for solid and two-tone exterior color combinations is shown below.

EXTERIOR DECOR PACKAGE—ZY5

(Includes D85 Body Striping) (Includes B84 Molding w/o E94 Beauville)

Primary Body Color



Secondary Body Color

EXTERIOR DECOR PACKAGE

Exterior Decor Package (ZY5) paint colors and trim are available in a choice of seven combinations (see chart below). The package includes black body side and rear moldings with bright trim plus bright wheel opening moldings, and bright tail light trim (except with the Beauville model where bright wheel opening moldings, and bright tail light trim, and bright body side and rear moldings with black trim are already included). In addition, it includes dual-tone tape decal striping keyed to the interior trim and exterior body colors. This striping is applied just below the windows on the belt line crease.

The roof area above the drip rails and the area between the tape decal striping and the moldings are painted the primary paint color. The roof drip rails and the areas between the roof drip rails and the tape decal striping and below the moldings are painted the secondary color.

PRIMARY COLOR	CODE	SECONDARY COLOR	CODE	STRIPE COLORS	INTERIOR COLOR
Light Silver Metallic	17	Charcoal Metallic	18	Vermillion/Dk. Carmine	Slate or Carmine
Light Silver Metallic	17	Nordic Blue Metallic	30	Lt. Blue/Dk. Blue	Slate or Blue
Light Silver Metallic	17	Midnight Black	86	Vermillion/Dk. Carmine	Slate
Santa Fe Tan	60	Dark Chestnut Metallic	65	Dk. Brown/Doeskin	Doeskin
Light Chestnut Metallic	62	Dark Chestnut Metallic	65	Dk. Brown/Doeskin	Doeskin
Carmine Red	70	Dark Carmine Red	71	Vermillion/Dk. Carmine	Slate or Carmine
Carmine Red	70	Dark Carmine Red	71	Doeskin/Dk. Carmine	Doeskin

*Optional at extra cost.

SPORTVAN

TWO-TONE EXTERIOR COLOR COMBINATIONS*




SPECIAL TWO-TONE

*Optional at extra cost.

SPORTVAN

TWO-TONE EXTERIOR COLOR COMBINATIONS*




DELUXE TWO-TONE

*Optional at extra cost.




CHEVY VAN

CHEVY VAN MODEL SELECTOR



110' WB

SERIES	MODEL NUMBER		BODY ORDERING CODE
	110' WB	125' WB	
G10	CG11005	CG11305	ZW9
G20	CG21005	CG21305	ZW9
G20 Nomad	—	CG21305	ZM4
G30	—	CG31305	ZW9



125' WB

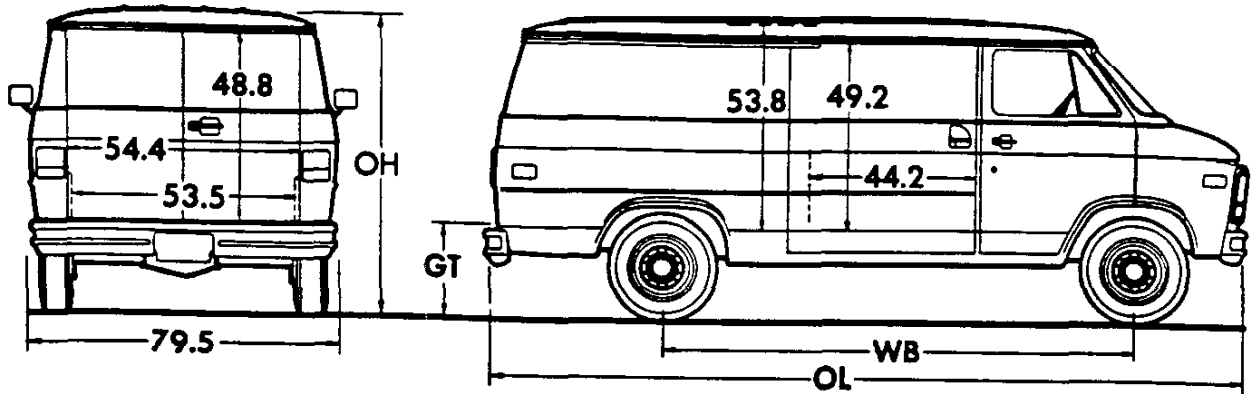
CHEVY VAN

STANDARD SPECIFICATIONS

(See Blue Tab Section for Specification Details)

Series	G10	G20	G30
Engine	4.1 Liter, 250 2-bbl L6 11', 124 sq. in.		5.7 Liter, 350 4-bbl V8 12', 150 sq. in.
Base Equip.			
Clutch			
Air Filter	Oiled-paper Element		
Oil Filter	Throwaway Type		
Exhaust System	Single; Aluminized		
Emission Control Systems	See Engine & Cooling Section for specific model applications		
Suspension, Front	Independent; Coil Springs		
Capacity	3400 lb.	3400 lb.	3900 lb.
Springs @ Ground	1310 lb. ea.	1700 lb. ea.	1950 lb. ea.
Shock Absorbers	25 mm dia.	25 mm dia.	25 mm dia.
Stabilizer Bar	—	—	1.06' dia.
Suspension, Rear	Salisbury Axle; Hypoid Drive; Two-stage Multi-leaf Springs		
Axle Capacity	3500 lb.	3500 lb.	5700 lb.
Axle Ratio	3.08	3.42	3.75
Springs @ Ground	1200 lb. ea.	1700 lb. ea.	2700 lb. ea.
Shock Absorbers	25 mm dia.	25 mm dia.	25 mm dia.
Brakes	Hydraulic; Self-adjusting		
Front	Disc; 11.86' Rotor	Disc; 11.86' Rotor	Disc; 12.5' Rotor
Rear	Drum; 11' x 2'	Drum; 11.15' x 2.75'	Drum; 13' x 2.5'
Booster	—	Dual Diaphragm	Dual Diaphragm
Parking	Cable to Rear Wheels		
Electrical	12 Volt; Negative Ground		
Battery—Freedom Type	2500 watts @ 0°F.		3200 watts @ 0°F.
Delcotron Generator	37 amp.		
Frame	Integral Body-frame		
Fuel Tank (nominal capacity)	22 gal.		
Steering Gear Type	Manual; Recirculating Ball Gear		Integral Power
Linkage	Parallelogram		
Transmission	Fully Synchronized 3-Speed Manual		
Shift Location	Steering Column		
Tires	(S)FR78-15B(4PR)	(4)P225/75R15	(4)8.75-16.5E(10PR)
Wheels	(5) Disc 15' x 6'	(5) Disc 15' x 6'	(5) Disc 16.5' x 6.75'

CHEVY VAN



Side slide-in opening clearance 44.2"; max. box cargo height 49.2" with standard front passenger seat.
Rear slide-in opening clearance 52" with spare tire in position or 53.5" with spare tire removed; height 48.8".

Body Ordering Codes:

Chevy Van—ZW9

Chevy Nomad—ZM4

Sign Panel Area (side)	Capacity (cu ft)
110' WB—42' x 85'	110' WB—246
125' WB—42' x 109'	125' WB—296

Series	Ground Clearance (in) ^Δ	
	Front	Rear
G10	6.8	7
G20	7.5	7.5
G30	7.8	6.5

Model	Engine No. Cyl.	Dimensions (in) ^Δ				Curb Weight (lb)			Model Weight (lb) [*]		
		WB	OL	OH	GT	Front	Rear	Total	Front	Rear	Total

G10 SERIES

CG11005	6	110	178.2	78.8	23.9	2147	1564	3711	2253	1608	3861
CG11305	6	125	202.2	78.8	23.8	2201	1668	3869	2312	1707	4019

G20 SERIES

CG21005	6	110	178.2	80.2	25.2	2179	1583	3762	2285	1627	3912
CG21305	6	125	202.2	80.2	25.2	2219	1703	3922	2330	1742	4072
CG21305 ZM4 Nomad	6	125	202.2	80.2	25.2	2362	1849	4211	2797	2164	4961

G30 SERIES

CG31305	8	125	202.2	81.2	26.1	2271	1916	4187	2382	1955	4337
---------	---	-----	-------	------	------	------	------	------	------	------	------

^ΔDimensions with standard equipment, unloaded.

^{*}Model Weight includes Curb Weight plus occupants (standard seating capacity x 150 lb.). Total Model Weight may vary as much as ±150 lbs. to allow for production build variation.

CHEVY VAN

POWER TEAMS

ALL STATES EXCEPT CALIFORNIA

CONSULT GVWR SELECTOR AND TIRE CHARTS TO INSURE TIRE CAPACITY AND AVAILABILITY

ENGINE	TRANSMISSIONS BY RPO NUMBER		TIRES BY RPO NUMBER			AXLE RATIOS BY RPO NUMBER			GVWR
	3-SP	AUTO	F878-15B	G878-15B	P215/75R15	2.73	3.08	3.42	

G10 SERIES W/O G80 LOCKING DIFFERENTIAL REAR AXLE

L83 L6 4.1 Liter (250-2 BBL)	MM3	MX1	KM	KF, KG	KT, KU, VM	—	GQ1	HE4	4900
	MM3	MX1	KM	—	—	—	GQ1	HE4	5400
	MM3	MX1	—	KF, KG	KT, KU, VM	—	GQ1	HE4	5600
	MM3	MX1	—	—	KT, KU, VM	—	GQ1	HE4	6000
L89 V8 5.0 Liter (305-2 BBL)	MM3	—	KM	KF, KG	KT, KU, VM	—	GQ1	—	4900
	—	MX1	KM	KF, KG	KT, KU, VM	GQ1	HE3	—	4900
	MM3	—	KM	—	—	—	GQ1	—	5400
	—	MX1	KM	—	—	GQ1	HE3	—	5400
	MM3	—	—	KF, KG	KT, KU, VM	—	GQ1	—	5600
	—	MX1	—	KF, KG	KT, KU, VM	GQ1	HE3	—	5600
	MM3	—	—	—	KT, KU, VM	—	GQ1	—	6000
	—	MX1	—	—	KT, KU, VM	GQ1	HE3	—	6000
L89 V8 5.7 Liter (350-4 BBL)	MM3	MX1	KM	KF, KG	KT, KU, VM	GQ1	HE3	—	4900
	MM3	MX1	KM	—	—	GQ1	HE3	—	5400
	MM3	MX1	—	KF, KG	KT, KU, VM	GQ1	HE3	—	5600
	MM3	MX1	—	—	KT, KV, VM	GQ1	HE3	—	6000

ENGINE	TRANSMISSIONS BY RPO NUMBER		TIRES BY RPO NUMBER			AXLE RATIOS BY RPO NUMBER			GVWR
	3-SP	AUTO	F878-15B	G878-15B	P215/75R15	2.76	3.08	3.42	

G10 SERIES W/G80 LOCKING DIFFERENTIAL REAR AXLE

L83 L6 4.1 Liter (250-2 BBL)	MM3	MX1	KM	KF, KG	KT, KU, VM	—	GQ1	—	4900
	MM3	MX1	KM	—	—	—	GQ1	—	5400
	MM3	MX1	KM	—	—	—	—	ΔGQ1	5400
	MM3	MX1	—	KF, KG	KT, KU, VM	—	GQ1	—	5600
	MM3	MX1	—	KF, KG	—	—	—	ΔGQ1	5600
	MM3	MX1	—	—	KT, KU, VM	—	—	GQ1	6000
L89 V8 5.0 Liter (305-2 BBL)	MM3	—	KM	KF, KG	KT, KU, VM	—	GQ1	—	4900
	—	MX1	KM	KF, KG	KT, KU, VM	GQ1	HE3	—	4900
	MM3	—	KM	—	—	—	GQ1	—	5400
	—	MX1	KM	—	—	ΔGQ1	—	—	5400
	MM3	—	—	KF, KG	KT, KU, VM	—	GQ1	—	5600
	—	MX1	—	KF, KG	—	ΔGQ1	—	—	5600
L89 V8 5.7 Liter (350-4 BBL)	MM3	MX1	KM	KF, KG	KT, KU, VM	GQ1	HE3	—	4900
	MM3	MX1	KM	—	—	GQ1	•HE3	—	5400
	MM3	MX1	—	KF, KG	•KT, •KU, •VM	GQ1	•HE3	—	5600
	MM3	MX1	—	—	KT, KU, VM	GQ1	—	—	6000

• GQ1 indicates standard axle ratio.

Δ Standard ratio when HD Power Brakes J55 are ordered.

* For Required Chassis Equipment see GVWR SELECTOR.

• Not available when HD Power Brakes J55 are ordered.

ENGINE RATINGS

ALL STATES EXCEPT CALIFORNIA

SAE Net Ratings @ 85°F	*4.1 Liter 250 2-bbl L6	*5.0 Liter 305 2-bbl V8	*5.7 Liter 350 4-bbl V8
Net Horsepower	130 @ 4000 rpm	135 @ 4200 rpm	175 @ 4000 rpm
Net Torque, lb-ft	210 @ 2000 rpm	235 @ 2400 rpm	275 @ 2400 rpm

SAE Net Ratings @ 85°F	**5.7 Liter 380 4-bbl V8	**5.6 Liter 400 4-bbl V8	**5.6 Liter 400 4-bbl V8
Net Horsepower	165 @ 3800 rpm	185 @ 3600 rpm	180 @ 3600 rpm
Net Torque, lb-ft	255 @ 2800 rpm	300 @ 2400 rpm	310 @ 2400 rpm

* Engine with Light or Medium Duty Emissions (w/GVWR up to 8500 lb.).

** Engine with Heavy Duty Emissions (w/GVWR over 8500 lb.).

CHEVY VAN

POWER TEAMS

CALIFORNIA ONLY

CONSULT GVWR SELECTOR AND TIRE CHARTS TO INSURE TIRE CAPACITY AND AVAILABILITY

ENGINE	TRANSMISSIONS BY RPO NUMBER		TIRES BY RPO NUMBER			AXLE RATIOS BY RPO NUMBER			GVWR
	3-SP	AUTO	FR78-15B	GR78-15B	P215/75R15	2.73	3.08	3.42	

G10 SERIES W/O G80 LOCKING DIFFERENTIAL REAR AXLE

LE3 L6 4.1 Liter (250-2 BBL)	MM3	MX1	KM	KF, KG	KT, KU, VM	—	GQ1	HE4	4900
	MM3	MX1	KM	—	—	—	GQ1	HE4	5400
	MM3	MX1	—	KF, KG	KT, KU, VM	—	GQ1	HE4	5600
	MM3	MX1	—	—	KT, KU, VM	—	GQ1	HE4	6000
LS9 V8 5.7 Liter (350-4 BBL)	—	MX1	KM	KF, KG	KT, KU, VM	GQ1	HE3	—	4900
	—	MX1	KM	—	—	GQ1	HE3	—	5400
	—	MX1	—	KF, KG	KT, KU, VM	GQ1	HE3	—	5600
	—	MX1	—	—	KT, KV, VM	GQ1	HE3	—	6000

ENGINE	TRANSMISSIONS BY RPO NUMBER		TIRES BY RPO NUMBER			AXLE RATIOS BY RPO NUMBER			GVWR
	3-SP	AUTO	FR78-15B	GR78-15B	P215/75R15	2.76	3.08	3.42	

G10 SERIES W/G80 LOCKING DIFFERENTIAL REAR AXLE

LE3 L6 4.1 Liter (250-2 BBL)	MM3	MX1	KM	KF, KG	KT, KU, VM	—	GQ1	—	4900
	MM3	MX1	KM	—	—	—	GQ1	—	5400
	MM3	MX1	KM	—	—	—	—	ΔGQ1	5400
	MM3	MX1	—	KF, KG	KT, KU, VM	—	GQ1	—	5600
	MM3	MX1	—	KF, KG	—	—	—	ΔGQ1	5600
	MM3	MX1	—	—	KT, KU, VM	—	—	GQ1	6000
LS9 V8 5.7 Liter (350-4 BBL)	—	MX1	KM	KF, KG	KT, KU, VM	GQ1	HE3	—	4900
	—	MX1	KM	—	—	GQ1	●HE3	—	5400
	—	MX1	—	KF, KG	●KT, ●KU, ●VM	GQ1	●HE3	—	5600
	—	MX1	—	—	KT, KU, VM	GQ1	—	—	6000

♦ GQ1 indicates standard axle ratio.

▲ Standard ratio when HD Power Brakes J55 are ordered.

★ For Required Chassis Equipment see GVWR SELECTOR.

● Not available when HD Power Brakes J55 are ordered.

ENGINE RATINGS CALIFORNIA ONLY

SAE Net Ratings @ 85°F	4.1 Liter 250 2-bbl L6	4.1 Liter 250 2-bbl L6	5.7 Liter 350 4-bbl V8
Net Horsepower	125 @ 4000 rpm	130 @ 4000 rpm	170 @ 4000 rpm
Net Torque, lb-ft	205 @ 2000 rpm	205 @ 2000 rpm	275 @ 2000 rpm

SAE Net Ratings @ 85°F	**5.7 Liter 350 4-bbl V8	*6.6 Liter 400 4-bbl V8	**6.6 Liter 400 4-bbl V8
Net Horsepower	165 @ 3800 rpm	170 @ 3600 rpm	180 @ 3600 rpm
Net Torque, lb-ft	255 @ 2800 rpm	305 @ 1600 rpm	310 @ 2400 rpm

† Series 10 only.

‡ Series 20 only.

* Engine with Light or Medium Duty Emissions (w. GVWR up to 8500 lb.).

** Engine with Heavy Duty Emissions (w. GVWR over 8500 lb.).

CHEVY VAN POWER TEAMS

ALL STATES EXCEPT CALIFORNIA

CONSULT GVWR SELECTOR AND TIRE CHARTS TO INSURE TIRE CAPACITY AND AVAILABILITY

ENGINE	TRANSMISSION BY RPO NUMBER		TIRES BY RPO NUMBER	▲AXLE RATIOS BY RPO NUMBER				★GVWR
	3-SP	AUTO	P225/75R-15	2.73	3.08	3.42	3.73	

G20 SERIES W/O G80 LOCKING DIFFERENTIAL REAR AXLE

LE3 L6 4.1 Liter (250-2 BBL)	MM3	MX1	LX, LZ, VN	—	—	GQ1	GT4	6600
LS9 V8 5.7 Liter (350-4 BBL)	MM3	—	LX, LZ, VN	—	—	GQ1	GT4	6600
	—	MX1	LX, LZ, VN	GQ1	HE3	—	—	6600
LF4 V8 6.6 Liter (400-4 BBL)	—	MX1	LX, LZ, VN	GQ1	HE3	—	—	6600

G20 SERIES W/G80 LOCKING DIFFERENTIAL REAR AXLE

LE3 L6 4.1 Liter (250-2 BBL)	MM3	MX1	LX, LZ, VN	—	—	GQ1	—	6600
LS9 V8 5.7 Liter (350-4 BBL)	MM3	—	LX, LZ, VN	—	—	GQ1	—	6600
	—	MX1	LX, LZ, VN	GQ1	—	—	—	6600
LF4 V8 6.6 Liter (400-4 BBL)	—	MX1	LX, LZ, VN	GQ1	—	—	—	6600

ENGINE	TRANSMISSION BY RPO NUMBER		TIRES BY RPO NUMBER	▲AXLE RATIOS BY RPO NUMBER		★GVWR
	3-SP	AUTO	8.75-16.5	3.75	4.09	

G30 SERIES

LT9 V8 5.7 Liter (350-4 BBL)	MM3	MX1	TH	GQ1	GX5	6600
LE4 V8 6.6 Liter (400-4 BBL)	—	MX1	TH	GQ1	GX5	6600

▲ GQ1 indicates standard axle ratio.

★ For Required Chassis Equipment see **GVWR SELECTOR**.

◆ Locking Differential rear axle also available.

CHEVY VAN

POWER TEAMS

CALIFORNIA ONLY

CONSULT GVWR SELECTOR AND TIRE CHARTS TO INSURE TIRE CAPACITY AND AVAILABILITY

ENGINE	TRANSMISSION BY RPO NUMBER		TIRES BY RPO NUMBER	▲AXLE RATIOS BY RPO NUMBER				★GVWR
	3-SP	AUTO		2.73	3.08	3.42	3.73	

G20 SERIES

W/O G80 LOCKING DIFFERENTIAL REAR AXLE

LE3 L6 4.1 Liter (250-2 BBL)	MM3	MX1	LX, LZ, VN	—	—	GQ1	GT4	6600
LS9 V8 5.7 Liter (350-4 BBL)	—	MX1	—	GQ1	HE3	—	—	6600
LF4 V8 6.6 Liter (400-4 BBL)	—	MX1	LX, LZ, VN	GQ1	HE3	—	—	6600

G20 SERIES

W/G80 LOCKING DIFFERENTIAL REAR AXLE

LE3 L6 4.1 Liter (250-2 BBL)	MM3	MX1	LX, LZ, VN	—	—	GQ1	—	6600
LS9 V8 5.7 Liter (350-4 BBL)	—	MX1	—	GQ1	—	—	—	6600
LF4 V8 6.6 Liter (400-4 BBL)	—	MX1	LX, LZ, VN	GQ1	—	—	—	6600

ENGINE	TRANSMISSION BY RPO NUMBER		TIRES BY RPO NUMBER	▲AXLE RATIOS BY RPO NUMBER		★GVWR
	3-SP	AUTO		3.75	4.09	

G30 SERIES

LT9 V8 5.7 Liter (350-4 BBL)	MM3	MX1	TH	GQ1	GX5	6600
LE4 V8 6.6 Liter (400-4 BBL)	—	MX1	TH	GQ1	GX5	6600

▲ GQ1 indicates standard axle ratio.

★ For Required Chassis Equipment see GVWR SELECTOR.

◆ Locking Differential rear axle also available.

CHEVY VAN

GVWR SELECTOR—ALL STATES

GVW Rating (lbs)	†GAWR (lbs)		Minimum Equipment Required for GVW Rating		
	Front	Rear	Tire Capacity (lbs ea)		Chassis Equipment
			Front	Rear	

G10 SERIES

GVW Rating	Front GAWR	Rear GAWR	Front Tire Capacity	Rear Tire Capacity	Chassis Equipment
4900	2620	2400	1363	1363	Standard
5400	2726	2726	1363	1363	HD Front Springs (F60); HD Rear Springs (G50); Power Brakes (J50)
5600	2944	2944	1472	1472	
6000	3166	3166	1583	1583	HD Front Springs (F60); HD Rear Springs (G50); HD Power Brakes (J55)

†GAWR's shown are the maximum for each axle with equipment listed. Other GAWR's are available, and they are determined as the minimum capacity of either axle, springs or tires.

FRONT AND REAR TIRE AVAILABILITY CHART—ALL STATES

G10 SERIES

Spare tire to match either front or rear tires must be ordered

Description	Capacity (lbs ea)	Highway		Spare
		Front	Rear	
TUBELESS				
FR78-15/B (Base) Fiberglass Belted Radial	1363	XKM	YKM	ZKM
GR78-15/B Fiberglass Belted Radial	1472	XKF	YKF	ZKF
GR78-15/B White Wall Fiberglass Belted Radial	1472	XKG	YKG	ZKG
P215/75R-15 Steel Belted Radial	1583	XKT	YKT	ZKT
P215/75R-15 White Wall Steel Belted Radial	1583	XKU	YKU	ZKU
P215/75R-15 White Letter Steel Belted Radial	1583	XVM	YVM	ZVM

CHEVY VAN

GVWR SELECTOR—ALL STATES

GVW Rating (lbs)	†GAWR (lbs)		Minimum Equipment Required for GVW Rating		
	Front	Rear	Tire Capacity (lbs ea)		Chassis Equipment
			Front	Rear	

G20 SERIES

8600	3380	3380	1690	1690	Standard
------	------	------	------	------	----------

†GAWR's shown are the maximum for each axle with equipment listed. Other GAWR's are available, and they are determined as the minimum capacity of either axle, springs or tires.

FRONT AND REAR TIRE AVAILABILITY CHART—ALL STATES

G20 SERIES

Spare tire to match either front or rear tires must be ordered

Description	Capacity (lbs each)	Highway		Spare
		Front	Rear	
TUBELESS				
P225/75R-15 (Base) Steel Belted Radial	1690	XLX	YLX	ZLX
P225/75R-15 White Wall Steel Belted Radial	1690	XLZ	YLZ	ZLZ
P225/75R-15 White Letter Steel Belted Radial	1690	XVN	YVN	ZVN

GVWR SELECTOR—ALL STATES

GVW Rating (lbs)	†GAWR (lbs)		Minimum Equipment Required for GVW Rating		
	Front	Rear	Tire Capacity (lbs ea)		Chassis Equipment
			Front	Rear	

G30 SERIES

8600	3900	5360	2680	2680	Standard
------	------	------	------	------	----------

†GAWR's shown are the maximum for each axle with equipment listed. Other GAWR's are available, and they are determined as the minimum capacity of either axle, springs or tires.

FRONT AND REAR TIRE AVAILABILITY CHART—ALL STATES

G30 SERIES

Spare tire to match either front or rear tires is available at extra cost

Description	Capacity (lbs each)	Highway		Spare
		Front	Rear	
TUBELESS				
8.75-16.5/E (Base)	2680	XTH	YTH	ZTH

CHEVY VAN (4900-lb - 8600-lb GVW)

1981 VEHICLES WITH STANDARD EQUIPMENT

Prices shown are effective with vehicles produced on or after January 5, 1981

Description	Model Number	Body Code	Wheel Base	Factory D&H(s)	List Price	Mfr's Suggested Retail Price*	Group Number
◆ 6-Cylinder 4.1 Liter (250 Cu. In.) 2 BBL Engine-Engine Ordering Code LE3							
G10 Series							
Chevy Van	CG11005	ZW9	110"				26
Chevy Van	CG11305	ZW9	125"				26
G20 Series							
Chevy Van	CG21005	ZW9	110"				26
Chevy Van	CG21305	ZW9	125"				26
Nomad	CG21305	ZM4	125"				26
G30 Series							
Chevy Van	CG31305	ZW9	125"				26
◆ 8-Cylinder 5.7 Liter (350 Cu. In.) 4 BBL Engine-Engine Ordering Code LT9							
** G30 Series HD Chassis							
Chevy Van	CG31305	ZW9 & C6P	125"				26

★ Manufacturer's Suggested Retail Prices do not include applicable destination charges, state and local taxes, license fees, optional equipment or accessories or special items or services.

◆ Refer to Power Team Chart for California Emission Certification Requirements.

**Factory D&H is not applicable and will not be reflected in the MSRP when B3D School Bus Chassis is specified.

Please Note: Anyone ordering a vehicle for completion or modification and use as a bus and /or schoolbus is solely responsible for assuring that such completed vehicle and associated equipment, which might be ordered for the vehicle, comply with all applicable Local, State, and Federal Government requirements.

OPTIONS AND ACCESSORIES WHEN INSTALLED BY CHEVROLET

Prices shown are effective with vehicles produced on or after January 5, 1981

Description	Added Weight (F R)	Option Number	Factory D&H(s)	List Price	Mfr's Suggested Retail Price ◊
POWER TEAMS AND AXLES					
<i>(See Power Teams Chart for availability and complete specifications)</i>					
Engines:					
5.0 Liter (305 Cu. In.) 2 BBL V8. G10-20 series only. Not available when YF5 California Emission is specified.					
110" wheelbase only	92 4	LG9			
125" wheelbase only	88 8	LG9			
5.0 Liter (305 Cu. In.) 4 BBL V8 with Electronic Spark Control G10-20 Series only Not available when YF5 California Emission is specified. Available only when MX1 Automatic Transmission is specified.					
.....	101 9	LE9			
5.0 Liter (305 Cu. In.) 4 BBL V8. G10-20 series only. Available only when MX1 Automatic Transmission and YF5 California Emission are specified.					
110" wheelbase only	106 5	LF3			
125" wheelbase only	101 9	LF3			
Gasoline-Fuel Conversions: See Engine and Cooling Section.					
Transmission: Automatic. G20-30 series includes extra cooling.					
G10-20	19 4	MX1			
G30	11 2	MX1			
Axles, Rear: (See Power Teams Chart for option number selection, availability and complete specifications)					
Optional Ratio	0 0			
Locking Differential.					
G10-20 series only	0 2	G80			
G30 series only	0 4	G80			
High Altitude 3.73 Ratio. G20 Series only	0 0	G84			

(a) D & H Charges on vehicle and optional equipment include reimbursement to Chevrolet Motor Division for any tax that it has paid, incurred or agreed to pay thereon.

◊ State and local taxes not included.

CHEVY VAN

OPTIONS AND ACCESSORIES WHEN INSTALLED BY CHEVROLET

Prices shown are effective with vehicles produced on or after January 5, 1981

Description	Added Weight (F R)	Option Number	Factory D&H(a)	List Price	Mfr's Suggested Retail Price ^o
OTHER OPTIONS					
Air Conditioning: All-Weather. Includes extra cooling Front. Instrument panel mounted. Includes K77 55-Amp Generator. Recommended for front seat area cooling only					
	103	0	C80		N.A.
Front and Rear. Front instrument panel mounted and rear overhead systems. Available only when V8 Engine is specified. Includes K81 63-Amp Generator					
	111	38	C89		N.A.
Appearance, Deluxe Front: Includes chromed grille and rectangular headlamps. Included when ZM4 Nomad or Z77 Chevy Sport is specified.					
	0	0	V22		N.A.
Battery: Heavy-Duty. 465 CCA Delco Freedom. Included when Z82 Heavy-Duty Trailering Special is specified on G20-30 series.					
	3	-1	UA1		N.A.
Beauville Trim: Not available when ZM4 Nomad is specified. Includes AV5 High Back Bucket Seats, A57 Auxiliary Seat, D20 Passenger Sunshade, U37 Cigarette Lighter, D34 Visor Mirror, BF3 Step-Well Mats, P17 Spare Tire Cover, B30 Floor and Wheelhouse Carpeting, deluxe instrument panel and dual horns.					
110" wheelbase only.	185	71	ZM8		N.A.
125" wheelbase only.	193	75	ZM8		N.A.
Brakes:					
Vacuum Power. G10 series only.					
	7	1	J50		N.A.
Heavy-Duty Vacuum Power. Standard on G20-30 series.					
	4	0	J55		N.A.
Bumper Equipment: Not available when Z77 Chevy Sport is specified.					
Bumpers, Front and Rear. Chromed. Included with ZM4 Nomad					
	0	0	V37		N.A.
Guards, Front Bumper. Chromed. 125" wheelbase only. Available only when V37 Front and Rear Bumpers are specified.					
	12	-3	V31		N.A.
Chevy Sport: G10-20 series only. Not available when A07 Body Glass or A08 Side Body Glass, B84 Black Body Side Moldings or B98 Wheel Opening Moldings, D44 Painted Mirrors, N67 Rally Wheels or PA1 Wheel Covers, V37 Bumpers and D85 Striping are specified. Available only when ZY6 Special Sport Two-Tone Paint is specified. Includes special exterior two-tone paint with decals, body color painted bumpers with decals, AW4 Side Rear Door Extender Link, bright side marker and taillight lens, V22 Deluxe Front Appearance with special black accents, and PA6 Styled Wheels with special accent paint. (See Chevy Sport interior and exterior color selection chart for available colors and interior combinations). Refer pg-G					
110" wheelbase only.	2	7	Z77		N.A.
125" wheelbase only.					
Without ZM4 Nomad.	0	5	Z77		N.A.
With ZM4 Nomad.	0	5	Z77		N.A.
Clock: Electric.					
	0	0	U35		N.A.
Coolers: Available only when V8 Engine and MX1 Automatic Transmission are specified. Included when Z82 Heavy-Duty Trailering Special is specified.					
Engine Oil. G20-30 series only					
	9	-1	KC4		N.A.
Transmission Oil, Heavy Duty.					
G10 series only. Available only when C80 Front or C89 Front and Rear Air Conditioning or V05 HO Cooling and V8 Engine is specified. Included when Z82 Heavy-Duty Trailering Special is specified.					
	11	-2	V02		N.A.
G20 and G30 series only					
Without C80 Front or C89 Front and Rear Air Conditioning	6	-1	V02		N.A.
With C80 Front or C89 Front and Rear Air Conditioning	2	0	V02		N.A.
Cooling: Not available when C80 Front or C89 Front and Rear Air Conditioning is specified.					
Heavy-Duty.					
Without MX1 Automatic Transmission	11	-1	V05		N.A.
With MX1 Automatic Transmission.	4	-1	V05		N.A.
Cover, Spare Tire: Black Vinyl on G10 series and Color-Keyed Vinyl on G20-30 series. Included when ZM4 Nomad or ZM8 Beauville Trim is specified.					
	0	2	P17		N.A.

(a) D & H Charges on vehicle and optional equipment include reimbursement to Chevrolet Motor Division for any tax that it has paid, incurred or agreed to pay thereon.
^o State and local taxes not included.

CHEVY VAN

OPTIONS AND ACCESSORIES WHEN INSTALLED BY CHEVROLET

Prices shown are effective with vehicles produced on or after January 5, 1981

Description	Added Weight (F R)	Option Number	Factory D&H(a)	List Price	Mfr's Suggested Retail Price ◊
OTHER OPTIONS					
Door Lock System, Power: All Doors. Included when ZQ2 Operating Convenience Package is specified.	5 3		AU3		
Emission Systems: Dealer Note - One of the following emission options must be specified. (See Power Teams Chart for availability and complete specifications). <i>California Emission Requirements.</i> Not available when LG9 5.0 Liter V8 or LE9 5.0 Liter V8 with Electronic Spark Control Engine is specified. Includes all testing, equipment and /or certification necessary for registration in the State of California.	12 0		YF5		
<i>Standard Emission Equipment.</i> Not available when YF5 California Emissions are specified.	0 0		NA5		
Extender Link, Side Rear Door: Included when Z77 Chevy Sport is specified.	0 4		AW4		
Floor Covering: <i>Carpeting, Floor and Wheelhouse.</i> Front area only. Includes BF3 Step-Well Mats. Available only when A57 Auxiliary Seat is specified. Not available when black trim is specified. Included when ZM4 Nomad or ZM8 Beauville Trim is specified.	12 1		B30		
<i>Mats, Step-Well.</i> Included when B30 Carpeting or ZM8 Beauville Trim is specified.	8 0		BF3		
Gages: Voltmeter, Temperature and Oil Pressure.	1 0		Z53		
Generators: <i>42-Amp Delcotron.</i> Included when C36 Rear Heater is specified. Not available when C60 Front or C69 Front and Rear Air Conditioning is specified.	0 0		K79		
<i>55-Amp Delcotron.</i> Included when C60 Front Air Conditioning is specified. Not available when C69 Front and Rear Air Conditioning is specified. Without C36 Rear Heater.	0 0		K77		
With C36 Rear Heater.	0 0		K77		
<i>83-Amp Delcotron.</i> Included when C69 Front and Rear Air Conditioning is specified. Without C60 Front Air Conditioning or C36 Rear Heater.	0 0		K81		
With C60 Front Air Conditioning.	0 0		K81		
With C36 Rear Heater.	0 0		K81		
Glass <i>Tinted.</i> All Windows Includes A02 Windshield Glass. Without ZM4 Nomad Without A07 Body Glass.	0 0		A01		
With A07 Body Glass.	0 0		A01		
With ZM4 Nomad.	0 0		A01		
Windshield only. Included when A01 Tinted Glass or AJ1 One-Way Glass is specified.	0 0		A02		

(a) D & H Charges on vehicle and optional equipment include reimbursement to Chevrolet Motor Division for any tax that it has paid, incurred or agreed to pay thereon.
◊ State and local taxes not included.

CHEVY VAN

OPTIONS AND ACCESSORIES WHEN INSTALLED BY CHEVROLET

Prices shown are effective with vehicles produced on or after January 5, 1981

Description	Added Weight (F R)	Option Number	Factory D&H(s)	List Price	Mfr's Suggested Retail Price ◊
OTHER OPTIONS					
Glass: (Continued)					
<i>Deep Tint.</i> Includes A02 Windshield Glass. Also includes tinted glass on passenger and driver's side door. Not available when A01 Tinted Glass is specified. Available only when other body glass or door is specified.					
With A07 Body Glass	0 0		AJ1		
Without A07 Body Glass					
With A08 RH Side Body Glass, A17 Swing-Out Left Side Glass, A19 Swing-Out Sliding Side Door Glass and A12 Rear Door Glass or A18 Swing-Out Rear Door Glass	0 0		AJ1		
With A08 RH Side Body Glass, A17 Swing-Out Left Side Glass and A19 Swing-Out Sliding Side Door Glass	0 0		AJ1		
With A17 Swing-Out Left Side Glass, A19 Swing-Out Sliding Side Door Glass and A12 Rear Door Glass or A18 Swing-Out Rear Door Glass	0 0		AJ1		
With A08 RH Side Body Glass and A12 Rear Door Glass or A18 Swing-Out Rear Door Glass	0 0		AJ1		
With ZM4 Nomad and A18 Swing-Out Rear Door Glass	0 0		AJ1		
With A08 RH Side Body Glass	0 0		AJ1		
Without A08 Body Glass					
With A12 Rear Door Glass or A18 Swing-Out Rear Door Glass and A13 Side Door Glass or A19 Swing-Out Sliding Side Door Glass	0 0		AJ1		
With A17 Swing-Out Left Side Glass and A19 Swing-Out Sliding Side Door Glass	0 0		AJ1		
With ZM4 Nomad without A18 Swing-Out Rear Door Glass	0 0		AJ1		
With A13 Side Door Glass or A19 Swing-Out Sliding Side Door Glass	0 0		AJ1		
With A12 Rear Door Glass or A18 Swing-Out Rear Door Glass	0 0		AJ1		
<i>Deep Tint with Tinted Rear Window.</i> Available only when A07 Body Glass is specified.	0 0		AA3		
<i>Swing-Out Rear Door.</i>					
Without A07 Body Glass	-4 20		A18		
With A07 Body Glass	-4 20		A18		
<i>Body.</i> 6 Windows Not available when ZM4 Nomad or Z77 Chevy Sport is specified. Includes A08 RH Side Body Glass and interior non-glare mirror.					
110" wheelbase only					
Without A18 Swing-Out Rear Door Glass. Also includes A12 Rear Door Glass	16 60		A07		
With A18 Swing-Out Rear Door Glass	21 41		A07		
125" wheelbase only					
Without A18 Swing-Out Rear Door Glass. Also includes A12 Rear Door Glass	22 70		A07		
With A18 Swing-Out Rear Door Glass	27 51		A07		
<i>RH Side Body.</i> 2 windows. Not available when ZM4 Nomad or Z77 Chevy Sport is specified. Included when A07 Body Glass is specified. Includes A13 Side Door Glass.					
110" wheelbase only	8 16		A08		
125" wheelbase only	11 21		A08		
<i>Rear Door, Fixed.</i> Not available when ZM4 Nomad or A18 Swing-Out Rear Door Glass is specified. Included when A07 Body Glass is specified. Includes interior non-glare mirror					
	-5 19		A12		
<i>Side Door, Fixed.</i> Not available when ZM4 Nomad is specified. Included when A08 RH Side Body Glass or A07 Body Glass is specified.					
	4 5		A13		
<i>Swing-Out LH Side Body.</i> 125" wheelbase only. Available only when A19 Swing-Out Sliding Side Door Glass is specified. Not available when ZM4 Nomad is specified.					
Without A07 Body Glass	14 16		A17		
With A07 Body Glass	14 16		A17		
<i>Swing-Out Sliding Side Door.</i> Not available when ZM4 Nomad or A13 Side Door Glass is specified.					
Without A07 Body Glass or A08 RH Side Body Glass	8 7		A19		
With A07 Body Glass or A08 RH Side Body Glass	8 7		A19		

(a) D & H Charges on vehicle and optional equipment include reimbursement to Chevrolet Motor Division for any tax that has been paid, incurred or agreed to pay thereon.
State and local taxes not included.

CHEVY VAN

OPTIONS AND ACCESSORIES WHEN INSTALLED BY CHEVROLET

Prices shown are effective with vehicles produced on or after January 6, 1981

Description	Added Weight (F R)	Option Number	Factory D&H(s)	List Price	Mfr's Suggested Retail Price ◊
OTHER OPTIONS					
Headlamps, Halogen: G10 series only. Available only when V22 Deluxe Front Appearance, ZM4 Nomad or Z77 Chevy Sport is specified.	0 0	TT4			
Heater, Rear:					
Without C60 Front or C69 Front and Rear Air Conditioning. Includes K79 42-Amp Generator.	-4 28	C36			
With C60 Front or C69 Front and Rear Air Conditioning.	-4 28	C38			
Key Unit: Separate keys for side and rear cargo doors.	0 0	AU2			
Lighter, Cigarette: Included when ZM4 Nomad or ZM8 Beauville Trim is specified.	0 0	U37			
Lighting, Auxiliary: Includes instrument panel ashtray light, front compartment combination dome-reading light, lights for RH and LH front stepwell plus light for sliding door stepwell.	5 5	TR9			
Mirror, Visor: Available only when D20 Sunshade or A57 Auxiliary Seat or swivel seats are specified. Included when ZM8 Beauville Trim or ZM4 Nomad is specified.	0 0	D34			
Mirrors, Exterior: LH and RH.					
Below-Eye-Line Type. 9" x 6.5".					
Painted. Not available when Z77 Chevy Sport is specified.	7 0	D44			
Stainless Steel	7 0	D45			
Moldings:					
Body Side Black. Not available when Z77 Chevy Sport or ZM4 Nomad is specified. Includes bright body front, side and rear moldings. Included when ZY3 or ZY4 paint is specified.	1 2	B84			
Guards, Door Edge.	0 0	B93			
Wheel Opening. Not available when Z77 Chevy Sport is specified. Included when ZM4 Nomad is specified.	0 0	B96			
Operating Convenience Package: Includes AU3 Power Door Locks and A31 Power Windows.	14 5	ZQ2			
Paints, Exterior: See Interior and Exterior Color Selection Chart for ordering information.					
Solid. Not available when Z77 Chevy Sport is specified.	0 0	ZY1			
Special Two-Tone. Not available when Z77 Chevy Sport is specified. Secondary color between belt line and lower styling crease line.					
Without ZM4 Nomad. Includes B84 Black Body Side Moldings.	0 0	ZY3			
With ZM4 Nomad	0 0	ZY3			
Deluxe Two-Tone. Not available when Z77 Chevy Sport is specified. Secondary color between window line and belt line and beneath lower styling crease line.					
Without ZM4 Nomad. Includes B84 Black Body Side Moldings.	0 0	ZY4			
With ZM4 Nomad	0 0	ZY4			
Special Sport Two-Tone. Available only when Z77 Chevy Sport is specified.	0 0	ZY6			
Radio Equipment:					
AM Radio. Includes dual front speakers.	5 0	U63			
AM /FM Radio. Includes dual front speakers.	7 0	U69			
AM /FM Stereo Radio. Includes dual front speakers.					
Without ZM4 Nomad. Also includes wiring for rear speakers.	11 2	U58			
With ZM4 Nomad. Also includes dual rear speakers.	11 4	U58			
AM /FM Stereo Radio with 8 Track Stereo Tape. Includes dual front speakers.					
Without ZM4 Nomad. Also includes wiring for rear speakers.	12 3	UM2			
With ZM4 Nomad. Also includes dual rear speakers.	12 5	UM2			
AM /FM Stereo Radio with Stereo Cassette Tape. Includes dual front speakers.					
Without ZM4 Nomad. Also includes wiring for rear speakers.	12 5	UN3			
With ZM4 Nomad. Also includes dual rear speakers.	12 3	UN3			
AM /FM /Citizens Band Radio with Power Antenna. Available only when U80 Rear Auxiliary Speaker is specified on ZM4 Nomad. Includes dual front speakers.	11 0	UP5			

(s) D & H Charges on vehicle and optional equipment include reimbursement to Chevrolet Motor Division for any tax that it has paid, incurred or agreed to pay thereon.

◊ State and local taxes not included.

CHEVY VAN

OPTIONS AND ACCESSORIES WHEN INSTALLED BY CHEVROLET

Prices shown are effective with vehicles produced on or after January 5, 1981

Description	Added Weight (F R)	Option Number	Factory D&H(s)	List Price	Mfr's Suggested Retail Price ◊
OTHER OPTIONS					
Radio Equipment (Continued)					
<i>AM /FM Stereo /Citizens Band Radio and Power Antenna. Includes dual front speakers.</i>					
Without ZM4 Nomad. Also includes wiring for rear speakers...	15 3		UP6		
With ZM4 Nomad. Also includes dual rear speakers	15 5		UP6		
<i>Speaker, Rear Auxiliary: G10-20 series only. Available only when UP6 AM /FM /Citizens Band Radio, U63 AM Radio or U69 AM /FM Radio and ZM4 Nomad are specified</i>					
	0 2		U80		
School Bus Equipment: CG31305 only					
	0 0		B3D		
Seat: Front Auxiliary. Stationary Type. Not Available when swivel bucket seats are specified. Included when ZM4 Nomad or when ZM8 Beauville Trim is specified. Includes RH armrest, D20 Passenger Sunshade, seat belt, seat adjuster and floor mat. (Added weight includes passenger weight allowance of 150-lbs per seating position).					
110" wheelbase only	142 55		A57		
125" wheelbase only	147 50		A57		
Seats:					
<i>Rear Swivel Bucket: ZM4 Nomad series only. Available only when front swivel bucket seats are specified. Includes full length floor carpeting and rear wheelhouse carpeting and insulation.</i>					
	-50 -56		AL4		
<i>One Additional. Available only when B6S Travel Bed Seating Package and ZM4 Nomad are specified. Not available when AL4 Rear Swivel Bucket Seats is specified.</i>					
	0 0		AQ3		
<i>Travel Bed Seating Package: Not available when AL4 Rear Swivel Bucket Seats is specified. Available only when ZM4 Nomad and Blue or Doeskin Custom Trim are specified.</i>					
Without AQ3 Rear Seat. Replaces Standard bench seat	19 20		B6S		
With AQ3 Rear Seat. Replaces AQ3 Rear Seat	122 471		B6S		
Shock Absorbers: Front and Rear, Heavy-Duty					
	3 3		F51		
Speed Control: Automatic with Resume Speed. Available only when MX1 Automatic Transmission is specified. Also LE3 4.1 Liter V6 Engine available only when NA5 Standard Emission is specified. G10 series also available only when J50 Power Brakes or J55 HD Vacuum Power Brakes are specified.					
	6 0		K35		
Springs: Heavy-Duty.					
<i>Front. Standard on G30 series with C6P HD Chassis.</i>					
Capacity 1700-lb each G10 series only	5 0		F60		
<i>Rear. Standard on G30 series with C6P HD Chassis</i>					
Capacity 1700-lb each. G10 Series only	0 30		G50		
Capacity 2100-lb each. G20 series only	0 24		G50		
Stabilizer Bar: Front. Standard on G30 series with C6P HD Chassis. Included when Z82 Heavy-Duty Trailering Special is specified.					
	22 0		F59		
Steering, Power. Standard on G30 series					
	40 -5		N40		
Steering Wheels:					
<i>Comfortilt. Available only when MX1 Automatic Transmission is specified.</i>					
	4 1		N33		
<i>Custom.</i>					
	1 0		N31		
Stop, Positive: Rear Door					
	-1 2		AD8		
Storage Compartment, Front Seat: Available only when A57 Auxiliary Front Seat is specified. Not available when swivel seats are specified. Includes compartment with door, lock and separate key.					
	3 1		BA8		
Striping: Body Side					
	0 0		D85		
Sunshade, Passenger: Included when A57 Auxiliary Seat. ZM8 Beauville and ZM4 Nomad are specified.					
	0 0		D20		
Tank, Fuel: 125" wheelbase only. Approximately 33-gallon capacity. Replaces production tank.					
	-19 112		NL7		
Theft Deterrent System: Includes key operated switch on LH front fender, high note horn, jamb switches for hood, sliding side door and RH rear door. Also utilizes the production front door jamb switches.					
	3 0		UA8		

(a) D & H Charges on vehicle and optional equipment include reimbursement to Chevrolet Motor Division for any tax that it has paid, incurred or agreed to pay thereon.
 ◊ State and local taxes not included.

CHEVY VAN

OPTIONS AND ACCESSORIES WHEN INSTALLED BY CHEVROLET

Prices shown are effective with vehicles produced on or after January 5, 1981

Description	Added Weight (F R)	Option Number	Factory D&H(a)	List Price	Mfr's Suggested Retail Price ◊
OTHER OPTIONS					
Tires: See following pages					
Trailer, Hitch:					
<i>Deadweight Type Included when Z72 Light Duty Trailing Special is specified.</i>	0 0		VR2		
<i>Weight Distributing Platform Type Included when Z82 Heavy-Duty Trailing Special is specified.</i>	0 0		VR4		
Trailing Special:					
<i>Heavy-Duty. G20-30 Series only. Not available when YF5 California Emission is specified. Available only when MX1 Automatic Transmission is specified. On G20 Series available only when F51 Shock Absorbers, N40 Power Steering, 3.73 rear axle ratio and LE9 5.0 Liter V8 Engine are specified or when V05 Heavy Duty Cooling is specified without C60 Front or C69 Front and Rear Air Conditioning. Also available only when K81 Generator is specified without C69 Front and Rear Air Conditioning. Includes KC4 Engine Oil Cooler, UA1 Heavy Duty Battery, V02 Transmission Oil Cooler and VR4 Trailer Hitch.</i>					
G20. Also includes F59 Stabilizer Bar.	37 78		Z82		
G30. Requires C6P HD Chassis.	12 78		Z82		
<i>Light Duty. Available only when C60 Front or C69 Front and Rear Air Conditioning or V05 HD Cooling and Mx1 Transmission is specified. On G10 Series available only when N40 Power Steering, F59 Stabilizer and J50 Brakes are specified. On G20 Series available only when F59 Stabilizer and N40 Power Steering are specified. Includes VR2 Deadweight Trailer Hitch and 5 Lead wiring harness G30 Requires C6P HD Chassis.</i>					
	-3 22		Z72		
Trim: See Interior and Exterior Color Selection Chart					
<i>Standard Vinyl Bucket Seats.</i>	0 0				
<i>Custom Vinyl High Back Bucket Seats. Included when ZM8 Beauville Trim or ZM4 Nomad is specified</i>					
Without A57 Auxiliary Seat	2 1				
With A57 Auxiliary Seat	4 2				
<i>Custom Cloth High Back Bucket Seats.</i>	0 0				
<i>Custom Cloth Swivel Bucket Seats.</i>	43 17				
Ventilator, Roof:	1 4		C55		
Wheel Covers, Special. G10-20 series only. Not available when Z77 Chevy Sport is specified.					
	1 1		PA1		
Wheels:					
<i>Aluminum, Forged. G10-20 series only. Available only when AW4 Extender Link is specified.</i>					
Without Z77 Chevy Sport	8 8		PH7		
With Z77 Chevy Sport	8 8		PH7		
<i>Rally. G10-20 series only. Not available when Z77 Chevy Sport is specified. Includes 15" x 6.50" wheels, trim rings and special hub caps.</i>					
G10 series only	3 5		N67		
G20 series only	4 6		N67		
<i>Styled. G10-20 series only. Available only when AW4 Extender Link is specified. Included when Z77 Chevy Sport is specified. Includes 15" x 7" wheels.</i>					
G10 series only	2 2		PA6		
G20 series only	0 0		PA6		
Windows, Power. Front side doors only. Included when ZQ2 Operating Convenience Package is specified.					
	9 2		A31		
Windshield Wiper System. Intermittent					
	1 0		CD4		

(a) D & H Charges on vehicle and optional equipment include reimbursement to Chevrolet Motor Division for any tax that it has paid, incurred or agreed to pay thereon.
 ◊ State and local taxes not included.

CHEVY VAN

FACTORY INSTALLED TIRES

See Tire Chart for Available Front/Rear Combinations.
Spare tire available to match either front or rear tires.
Prices shown are effective with vehicles produced on or after January 5, 1981

Tire Size and Type	Rim Width Included in Tire Option	Added Weight (F) (R)		Option Number	Factory D&H(a)	List Price	Mfr's Suggested Retail Price ◊
		F	R				
TIRES							
TUBELESS							
Q10 Series							
<i>FR78-15 /B Highway Fiberglass Belted Radial Ply Blackwall</i> (Maximum Capacity 1383-lbs)							
Front (Standard)	6.00	0	0	XKM			
Rear (Standard)	6.00	0	0	YKM			
Spare (Standard)	6.00	0	0	ZKM			
<i>GR78-15 /B Highway Fiberglass Belted Radial Ply Blackwall</i> (Maximum Capacity 1472-lbs)							
Front	6.00	1	0	XKF			
Rear	6.00	0	1	YKF			
Spare	6.00	0	1	ZKF			
<i>GR78-15 /B Highway Fiberglass Belted Radial Ply Whitewall</i> (Maximum Capacity 1472-lbs)							
Front	6.00	1	0	XKG			
Rear	6.00	0	1	YKG			
Spare	6.00	0	1	ZKG			
<i>P215 /75R15 Highway Steel Belted Radial Ply Blackwall</i> (Maximum Capacity 1583-lbs)							
Front	6.00	5	0	XKT			
Rear	6.00	0	5	YKT			
Spare	6.00	0	3	ZKT			
<i>P215 /75R15 Highway Steel Belted Radial Ply Whitewall</i> (Maximum Capacity 1583-lbs)							
Front	6.00	4	0	XKU			
Rear	6.00	0	4	YKU			
Spare	6.00	0	2	ZKU			
<i>P215 /75R15 Highway Steel Belted Radial Ply White Lettered</i> (Maximum Capacity 1583-lbs)							
Front	6.00	4	0	XVM			
Rear	6.00	0	4	YVM			
Spare	6.00	0	2	ZVM			
G20 Series							
<i>P225 /75R15 Highway Steel Belted Radial Ply Blackwall</i> (Maximum Capacity 1690-lbs)							
Front (Standard)	6.00	0	0	XLX			
Rear (Standard)	6.00	0	0	YLY			
Spare	6.00	-5	34	ZLX			
<i>P225 /75R15 Highway Steel Belted Radial Ply Whitewall</i> (Maximum Capacity 1690-lbs)							
Front	6.00	1	0	XLZ			
Rear	6.00	0	1	YLY			
Spare	6.00	-5	34	ZLZ			
<i>P225 /75R15 Highway Steel Belted Radial Ply White Lettered</i> (Maximum Capacity 1690-lbs)							
Front	6.00	1	0	XVN			
Rear	6.00	0	1	YVN			
Spare	6.00	-5	34	ZVN			
G30 Series							
<i>8.75-16 /C Highway Steel Belted Radial Ply Blackwall</i> (Maximum Capacity 1990-lbs). Not available when C6P HD Chassis is specified							
Front (Standard)	6.75	0	0	XWU			
Rear (Standard)	6.75	0	0	YWU			
Spare	6.75	-10	99	ZWU			
<i>8.75-16.5 /E Highway Nylon Blackwall</i> (Maximum Capacity 2680-lbs) Requires C6P HD Chassis.							
Front (Standard)	6.75	0	0	XTH			
Rear (Standard)	6.75	0	0	YTH			
Spare	6.75	-8	48	ZTH			
Without B3D School Bus Chassis Equipment	6.75	-8	48	ZTH			
With B3D School Bus Chassis Equipment	6.75	-8	48	ZTH			

(a) D & H Charges on vehicle and optional equipment include reimbursement to Chevrolet Motor Division for any tax that it has paid, incurred or agreed to pay thereon.
State and local taxes not included.

CHEVY VAN

FACTORY INSTALLED TIRES

See Tire Chart for Available Front/Rear Combinations.
 Spare tire available to match either front or rear tires.
 Prices shown are effective with vehicles produced on or after January 5, 1981

Tire Size and Type	Rim Width Included in Tire Option	Added Weight (F) (R)	Option Number	Factory D&H(s)	List Price	Mfr's Suggested Retail Price ◊
8.75-16.5 /EHighway Steel Belted Radial Ply Blackwall (Maximum Capacity 2680-lbs)						
Front						
Without B3D School Bus Chassis Equipment	6.75	16 0	XVD			
With B3D School Bus Chassis Equipment	6.75	16 0	XVD			
Rear						
Without B3D School Bus Chassis Equipment	6.75	0 16	YVD			
With B3D School Bus Chassis Equipment	6.75	0 16	YVD			
Spare						
Without B3D School Bus Chassis Equipment	6.75	-10 99	ZVD			
With B3D School Bus Chassis Equipment	6.75	-10 99	ZVD			

(a) D & H Charges on vehicle and optional equipment include reimbursement to Chevrolet Motor Division for any tax that it has paid, incurred or agreed to pay thereon.
 ◊ State and local taxes not included.


CHEVY VAN

**CAB & BODY FEATURES
BODY CONSTRUCTION
SEATING ARRANGEMENTS
COLOR & TRIM CHARTS
TWO-TONES**

CHEVY VAN

CHEVY VAN—STANDARD MODEL

The standard models includes the following items as standard equipment




EXTERIOR

- **Bumpers:** Front and rear; painted silver
- **Colors:** See Interior and Exterior Color Selection Chart
- **Doors:** RH and LH front side doors; RH sliding side load door; RH and LH rear load doors
- **Door Opening and Locking Methods:**
 - Front side doors: Outside pushbutton latch release in door handle with separate key lock; keyless outside locking
 - Sliding side load door: Turning outside handle counterclockwise releases both front and rear latches; to close door, reverse procedure; for opening and closing of door from inside, reverse outside procedure; door is locked from outside through a separate key lock
 - RH and LH rear doors: Pushbutton latch release in RH door handle opens door, and after opening RH door, LH door latch is released by lower inside lift handle; separate key lock cylinder in RH door
- **Glass:** Windshield; RH and LH front side door drop glass and pivoting ventpanes
- **Grille:** Molded plastic; painted argent; integral Chevrolet emblem at center includes bright insert with ochre trim
- **Grille Frame:** Headlamp/parking lamp bezels plus upper and lower moldings joining extensions of lamp bezels; painted silver
- **Horn:** Single, electric low-note
- **Hub Caps:** Bright metal with black and ochre trim
- **Keys:** Two-key system with separate keys for ignition switch and doors and tailgate
- **Lights:**
 - Backup lamps: Two rear (integral with taillamps)
 - Combination parking/direction/hazard: Two front
 - Combination tail/stop/direction/hazard: Two rear
 - Headlamps: Two; Power Beam
 - License plate lamp: Single rear
 - Side marker lamps with reflectors: Two front and two rear
- **Mirrors:** RH and LH chrome; fixed arm with adjustable 6" wide x 4 $\frac{1}{4}$ " high head
- **Nameplates:** Bright "Chevy Van/Series" plate on front fenders; bright "Chevrolet" plate on LH rear door
- **Tools:** Mechanical jack and wheel wrench
- **Undercoating:** On body rocker panels, step panels, wheel-housings
- **Wheels:** Painted white
- **Windshield Wipers and Washers:** Electric, 2-speed wipers with matte finish on exposed metal portions; coordinated washers

CHEVY VAN

CHEVY VAN—STANDARD MODEL

The standard models includes the following items as standard equipment



INTERIOR

- **Air Vents:** RH and LH; individually controlled
- **Armrest:** LH side door; padded
- **Ashtray:** At top of instrument panel extension; with door
- **Coat Hooks:** On LH side panel to rear of driver's seat
- **Colors:**
 - Painted areas: Same as exterior primary color choice
 - Interior trim: Coordinated with seat trim color choice
- **Door Locks:** Inside pushbutton lock/release for front doors; rotating locking knob for sliding side door
- **Door Seals:** Latex foam rubber
- **Floor Covering:** Embossed black rubber mats, LH front floor area and wheelhousing
- **Headliner:** Mystic-colored perforated hardboard; driver area
- **Heater and Defogger:** Deluxe-air
- **Instruments:**
 - Gages: Speedometer, odometer, and fuel
 - Switches: Main, for control of exterior lights, instrument lights and dome lights; wiper-washer; headlamp beam (foot); ignition; direction signal (with lane change position); hazard warning; heater fan; door-operated dome lamp
 - Warning lights: Generator, oil pressure, engine temperature, service-parking brake, direction/hazard signal, and high beam
- **Instrument Panel:** Bright trim on gauge bezels; black applique with bright trim on area below instrument cluster
- **Instrument Panel Control Knobs:** Bright, with brush finish and black graphic identification for main light switch control
- **Insulation and Sound Deadening Material:** Dash (fire-wall), LH front floor panel, engine cover extension and inside engine cover
- **Lights:** Instruments, front and rear dome
- **Parcel Tray:** On top surface of instrument panel extension; includes beverage holder provisions
- **Safety Step Pads:** Front and sliding side door step panels
- **Seat:** Front, bucket driver; adjustable; all-vinyl trim; foam padded. See Interior and Exterior Color Selection Chart for color and trim availability
- **Seat Belt:** Pushbutton release, with outboard retractor
- **Spare Tire Carrier:** RH rear side
- **Steering Wheel:** 16" diameter black soft vinyl wheel with 2 spokes
- **Storage Box:** In front face of instrument panel extension; with door
- **Sunshade:** LH padded, color-keyed
- **Trim Panels:** Painted metal with decorative embossments; front side doors and sliding side door

CHEVY VAN

NOMAD MODEL OPTION—BODY ORDERING CODE ZM4

This model includes all standard equipment items plus the additions or substitutions listed below




EXTERIOR

• Bright Appearance Items:

- "Nomad" nameplate on front fenders and on RH rear door
- Body side and rear lower moldings with black paint trim
- Wheel opening moldings
- Upper and lower grille outline moldings
- Headlamp/parking lamp bezels
- Chrome-trimmed grille
- Front and rear bumpers
- Windshield reveal moldings
- Trim for side marker lamps and reflectors

Taillamp bezels

- Front door ventipane posts
- Horn: Additional, electric, high-note
- Special Headlamps: Rectangular; single RH and LH
- Special Side Marker Lamps and Reflectors: RH and LH front and rear



INTERIOR


- Armrest: RH padded; color keyed
- Cargo Tie-Down Provisions: Six; in rear compartment floor
- Cigar Lighter
- Deluxe Instrument Panel: Two-tone color treatment; wood grain applique with bright trim for central area; wood-grain applique for instrument cluster bezel; black applique with bright trim on RH side
- Enclosure Panels: Color-keyed plastic trim panels to conceal rear seat armrest supports and seat risers
- Floor Covering: Color-keyed carpeting to rear of rear seat, including front wheelhousings, lower portion of engine cover and vertical walls of front door and sliding side door stepwells; color-keyed rubber mats aft of rear seat, including rear wheelhousings
- Garnish Moldings: Plastic moldings for rear compartment swing-out windows, front roof header panel, roof front side rails and windshield pillars, and sliding side door track and roller bracket; color-keyed to seat trim color (except when slate seat trim is ordered, then mystic color is used)

- Headliner: Full length; foam-backed cloth; color-keyed to seat trim color (except when slate seat trim is ordered, then mystic color is used)
- Insulation: Under floor coverings, including front and rear wheelhousings; on underside of instrument panel upper extensions at center; above headliner, behind trim panels (upper portions only of rear door trim panels)
- Seats: High-backed driver and front passenger bucket seats, and rear quick release removable 3-passenger bench seat with choice of: 1) dual-tone striped vinyl trim in blue, slate dooskin or carmine; or 2) ribbed pattern velour cloth/vinyl trim in blue, green, slate, dooskin or carmine. Includes combination lap-shoulder belt with retractor for front passenger seat, and three seat belts for rear seat
- Spare Tire Cover: Color-keyed carpet type
- Stepwell Mats: Embossed black rubber mats for top surface of front door and sliding side door stepwells
- Sunshade: RH padded, color-keyed
- Trim Panels: Embossed, color-keyed vinyl on front and sliding side doors and on front LH sidewall with styling coordinated with seat trim and carpeting on lower areas. Chestnut color plywood panels on rear compartment sidewalls and rear doors
- Visor Mirror: On RH sun visor
- Windows: Swing-out windows in RH sliding side door and in LH side panel opposite door

CHEVY VAN

BEAUVILLE INTERIOR TRIM—RPO ZM8

This option includes all standard equipment items plus the additions or substitutions listed below




INTERIOR

- **Armrest:** RH padded; color-keyed
- **Bright Appearance Bows:** "Beauville" lettering and trim on RH instrument panel trim plate. Trim moldings at center of instrument panel.
- **Cigar Lighter**
- **Door Trim Panels:** Embossed, color-keyed vinyl on front doors coordinated with seat trim and carpeting on lower areas
- **Floor Covering:** Color-keyed carpeting for front compartment area, including wheelhousings; on lower portion of engine cover and front door trim panels, and on vertical portions of front door stepwells
- **Garnish Moldings:** Mystic colored plastic moldings for front roof header panels, windshield header and pillars, front door lock pillars, and sliding door track and roller bracket
- **Headliner:** Front compartment, mystic colored; foam-backed cloth
- **Horn:** Additional, electric high note
- **Instrument Panel:** Two-tone color treatment; woodgrain applique with bright trim for central area; wood grain applique for instrument cluster bezel; black applique with bright trim and Beauville lettering on RH side
- **Insulation:** Above headliner; under instrument panel upper extension, behind front door trim panels and under floor covering
- **Seats:** High-backed driver and front passenger bucket seats with choice of: 1) dual-tone striped vinyl trim in blue, slate, doeskin or carmine; or 2) ribbed pattern velour cloth/vinyl trim in blue, green, slate, doeskin or carmine
- **Spare Tire Cover:** Black vinyl for G10 models; color-keyed carpet-type for G20-30 models
- **Stepwell Mats:** Embossed black rubber mats for top surface of front door and sliding door stepwells
- **Sunshade:** RH padded, color-keyed
- **Visor Mirror:** On RH sun visor

CHEVY VAN

BODY GLASS COMBINATIONS



2-WINDOW RH BODYSIDE GLASS (RPO A08)

Two-window glass for RH side of vehicle only. Windows with fixed glass provided in RH rear-quarter panel and in sliding cargo door. Included in 6-Window Body Glass (RPO A07).

FIXED SIDE DOOR GLASS (RPO A13)

A single large fixed glass in the RH sliding cargo door. Included with 2-Window Body Glass (RPO A08).



6-WINDOW BODY GLASS (RPO A07)

Full body glass consisting of six fixed-glass windows. Option is comprised of LH and RH rear-quarter window glass, LH front-quarter window glass, RH cargo door glass, and LH and RH rear cargo door glass. Includes interior non-glare mirror.

FIXED REAR DOOR GLASS (RPO A12)

Consists of RH and LH rear door fixed glass. Includes interior non-glare mirror. Included with 6-Window Body Glass (RPO A07).

SWING-OUT REAR DOOR GLASS (RPO A18)

Consists of LH and RH rear cargo door glass with swing-out hinge and latch. Includes interior non-glare mirror.

SWING-OUT SLIDING SIDE DOOR GLASS (RPO A19)

Swing-out windows for the RH sliding side cargo door are bright framed and divided at the center for individual operation.


SWING-OUT LH SIDE GLASS (RPO A17)

Consists of divided, bright-framed swing-out glass installed on the LH side of the body opposite the RH sliding cargo door. Individual latches allow independent operation. Requires Swing-Out Sliding Side Door Glass (RPO A19).

CHEVY VAN

CHEVY SPORT EQUIPMENT OPTION—RPO Z77—G10-20 SERIES ONLY

This option includes all standard equipment items plus the additions or substitutions listed below




EXTERIOR

- **Bright Appearance Items:**
 - *Headlamp/parking lamp bezels
 - *Tailamp bezels
 - *Chrome-trimmed grille
 - *Trim for side marker lamps
 - *Upper and lower grille outline moldings
- **Bumpers:** Front bumper painted primary body color at the top and secondary body color at the bottom. Rear bumper painted secondary body color

- **Decals:** Color-coordinated decal striping in rainbow effect (see chart below) applied to body sides and rear and across center of front bumper, with "CHEVY SPORT" lettering above rear wheel openings
- **Grilles:** Chromed with rectangular headlamps and special dark argent accent in air intake areas
- **Special SYS Two-Tone Paints:** See chart below
- **Wheels:** Styled type; painted white
 - *Except with Nomad model where they are standard

INTERIOR

- **Seat Trim:** Color-coordinated to special exterior two-tone paint (See chart below)




CHEVY SPORT COLOR AND TRIM CHART

SYS EXTERIOR TWO-TONE COLORS				Stripe Colors	Lettering Color	Interior Trim Color
Primary Color	Code	Secondary Color	Code			
Light Silver Metallic	17	Nordic Blue Metallic	30	Lt. Blue to Dk. Blue	Lt. Blue	Blue
Light Silver Metallic	17	Midnight Black	86	Lt. Blue to Dk. Blue	Lt. Blue	Slate or Blue
Light Silver Metallic	17	Midnight Black	86	Orange to Red	Orange	Carmine
Front White	12	Dark Chestnut Metallic	65	Orange to Red	Orange	Deakin
Santa Fe Tan	60	Dark Carmine Red	71	Orange to Red	Orange	Carmine

CHEVY VAN

BODY CONSTRUCTION FEATURES



The all-steel, Chevy Van and Sportvan bodies feature body-frame integral construction for outstanding structural rigidity and excellent durability. The basic bodies of either the nominal 15 foot (110" WB) or 17 foot (125" WB) models are comprised of an underbody structure, front end structure, left and right hand side panel structures, and a roof panel structure.

Longitudinal side rails, cross sills, and outriggers form the integral frame to which front and rear floor panels are welded, completing the underbody structure. Main structural members are of heavy-gage steel. A step well is incorporated in the underbody in the area adjacent to the front doors and sliding side door to provide convenient entry and exit.

The front end structure incorporates an engine compartment with outside opening hood panel which affords quick and easy access to 27 service points, such as the engine, radiator, battery, brake master cylinder and windshield washer reservoir. The radiator support upper tie bar and baffles are mechanically attached to facilitate engine removal. A plenum chamber with high-level air intake is utilized in the front end structure to assure a plentiful supply of dry, outside air for interior heating and ventilating as well as to add rigidity to the overall body structure. Air outlets to the interior are provided on the left hand and right hand sides by manually controlled doors (RH door omitted with optional air conditioning).

Side panel structures are comprised basically of seamless, one-piece outer panels reinforced with vertical strainers and welded to roof rails at the top and to rocker panels at the bottom. Left hand side panel structures utilize three vertical strainers, with a fourth strainer added for 17-foot bodies. Right hand side panel structures, which are smaller because of the provision for the base side load door, are reinforced with one vertical strainer in 15-foot body applications and two strainers in 17-foot body applications. Two window openings are incorporated in the left hand side panel for all Sportvans, or for Chevy Vans with RPO A07 body glass; one window is incorporated for the Nomad model and for Chevy Vans with RPO A17 body glass. The right hand side panel for Sportvan models, or Chevy Van with RPO A07 or A08 body glass, has one window. Provision is made at the rear of the left hand side panel for incorporation of a door to conceal the fuel tank filler.

Roof panels are of one-piece design and are embossed with six

longitudinal stiffening ribs. Four roof bows support the 15-foot body roof panel, while five roof bows are used for the 17-foot body.

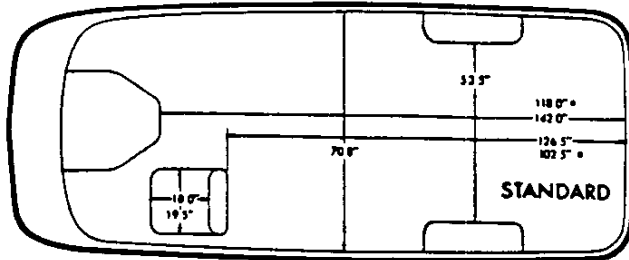
Special attention is given to corrosion prevention during the construction and final finishing of the Chevy Van/Sportvan body. The following body design features occur during the construction of the body:

1. Use of special steel (galvanized, zinc iron alloy, zinc coated) for body components especially subject to corrosion.
2. Use of one-piece outer panels to minimize exterior joints where corrosion might occur.
3. Use of heavy-gage steel for main underbody components.
4. Use of weld-through sealers in the assembly process to assure strong welds.

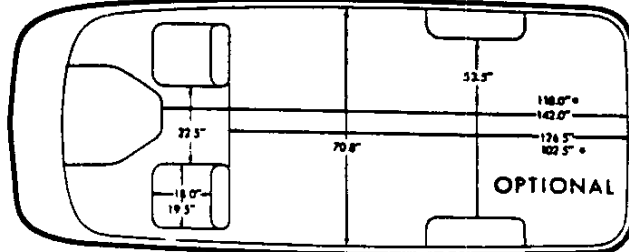
After body construction is completed, additional corrosion preventative steps are taken in the final finishing operation. The following occur:

1. The body, doors and hood are thoroughly cleaned by processing them through a 7-stage zinc phosphate washer.
2. Next, the body, doors and hood are primed by the Elpo electro-coating process which is the deposition of an electrically charged colloidal paint using an electric current. Electro-coating assures uniform application of primer even on surfaces normally inaccessible. In the process, the body, doors and hood are submerged in an emulsion of water and paint; the body, doors and hood and the emulsion are then oppositely charged, causing the paint to adhere to the metal.
3. Sealers are then applied to all critical interior-exterior joints.
4. Undercoating is sprayed on the undersurfaces of the wheel-housings, front door step panels and body rocker panels.
5. The body, doors and hood are painted with enamel.
6. A sealer pad is installed on the top surface of the floor panel at the left hand side, and is bonded to the floor panel as the body bakes in the topcoat oven.
7. The lower inside surfaces of the doors and rocker panels are sprayed with aluminum wax preservative.
8. Finally, clear polyurethane film stone shields are added ahead of the rear wheel openings to prevent stone chipping.


CHEVY VAN



STANDARD



OPTIONAL




CHEVY VAN SEATING AND LOADSPACE

Seating arrangement for standard and optional front seat.

*110" WB MODELS

INSTRUMENTS



The standard instrument cluster gauges and heater controls are set into the molded plastic instrument panel and have bright bezels. The large LH opening contains the speedometer, odometer, high beam indicator, and service-parking brake warning light.

The large RH opening contains the fuel gage with a graphic symbol. An "Unleaded Fuel Only" notation is carried on the face of the fuel gage for models which require this fuel. The upper small opening between these two large openings houses the warning lights with graphic symbols for temperature, low oil pressure and generator. The lower opening is provided to house the RPO U35 electric clock. On the upper RH side the two small openings are provided to house

the controls for the RPO C36 rear heater (LH) and the RPO C69 rear air conditioner (RH). Below these openings are the heater/defogger and optional front air conditioner controls with graphic symbols for the fan and defogger. A similar instrument cluster with voltmeter, oil pressure gage and engine temperature gage is available as RPO Z53.

The area below the instrument cluster contains, from left to right, the windshield washer/wiper switch, with graphic symbol, main light switch, and ignition switch. This lower area has a black applique with bright trim. At the far left is the provision for the LH front air conditioner air outlet.

CHEVY VAN

INTERIOR AND EXTERIOR COLOR AVAILABILITY CHART

Please Note: Exterior and interior paint combinations shown in chart below are those recommended by Chevrolet. Any exterior color combination may be ordered with any available seat trim if the particular combination is desired by a customer.

SEAT TRIM			MODEL OPTION					SEAT TRIM COLOR AND ORDERING CODE					
Fabric	†Code	Bucket Seat Type	Standard	Nomad ZM4	Beauville ZM8	Slate	Black	Blue	Green	Doeskin	Carmine	*D85 Stripe Colors	
Standard Vinyl	V	Low Back	X					VDD2		VCC2			
		High Back	X					VDD4		VCC4			
Custom Vinyl	W	High Back	X	X	X	XTT4	XBB4e	XDD4		XCC4	XRR4		
		High Back		X	X	XTT4		KDD4	KGG4	KCC4	KRR4		
Custom Cloth	G	High Back Swivel*		X	X	XTT6		KDD6		KCC6			
EXTERIOR COLORS			Primary	Secondary	RECOMMENDED INTERIOR TRIM COLORS								
FROST WHITE			12	12	X(D)	X(D)	X(A)	X(B)	X(C)	X(D)		D	
Light Silver Metallic			12	17	X							A	
Medium Blue			12	23			X					C	
Santa Fe Tan			12	60					X			D	
Dark Carmine Red			12	71							X	D	
LIGHT SILVER METALLIC			17	17	X	X	X				X	D	
Frost White			17	12	X							D	
Dark Carmine Red			17	71	X	X					X	D	
Midnight Black			17	86	X	X						D	
CHARCOAL METALLIC			18	18	X	X					X	D	
Frost White			18	12	X							D	
Light Silver Metallic			18	17	X	X						D	
Dark Carmine Red			18	71							X	D	
Midnight Black			18	86	X	X						D	
MEDIUM BLUE			23	23	X		X					A	
Frost White			23	12			X					A	
LIGHT BLUE METALLIC			25	25	X		X					A	
Frost White			25	12			X					A	
Medium Blue			25	23			X					A	
NORDIC BLUE METALLIC			30	30	X		X					A	
Frost White			30	12	X		X					A	
Light Silver Metallic			30	17	X							A	
Medium Blue			30	23			X					A	
WOODLAND GREEN			46	46				X	X			B	
Frost White			46	12				X				B	
Light Silver Metallic			46	17				X				B	
COLONIAL YELLOW			53	53		X				X		C	
Frost White			53	12						X		C	
Santa Fe Tan			53	60						X		C	
SANTA FE TAN			60	60		X(D)				X(C)	X(D)	■	
Frost White			60	12						X		C	
Dark Carmine Red			60	71							X	D	
LIGHT CHESTNUT METALLIC			62	62		X				X		C	
Frost White			62	12						X		C	
Santa Fe Tan			62	60						X		C	
Midnight Black			62	86		X						C	
DARK CHESTNUT METALLIC			65	65						X		F	
Frost White			65	12						X		F	
Santa Fe Tan			65	60						X		F	
CARMINE RED			70	70	X(D)	X(D)				X(E)	X(D)	■	
Light Silver Metallic			70	17	X							D	
Santa Fe Tan			70	60						X		E	
Dark Carmine Red			70	71	X					X	X	E	
DARK CARMINE RED			71	71	X(D)	X(D)				X(E)	X(D)	■	
Frost White			71	12							X	D	
Light Silver Metallic			71	17	X							D	
Santa Fe Tan			71	60						X		E	
MIDNIGHT BLACK			86	86	X	X				X	X	D	
Light Silver Metallic			86	17	X	X						D	
BURNT ORANGE METALLIC			95	95		X				X		F	
Frost White			95	12						X		F	
Santa Fe Tan			95	60						X		F	
Midnight Black			95	86		X						F	

*Primary color shown in **BOLDFACE TYPE**; secondary colors shown in Lightface Type.

† Includes reclining feature. • Not available with ZM4 Nomad or ZM8 Beauville trim.

† Seat Trim Codes: V - Striped Vinyl; W - Dual Tone Striped Vinyl; G - Ribbed Patterned Velour Cloth.

* D85 Stripe Colors: A - Light Blue/Dark Blue C - Dark Brown/Doeskin E - Doeskin/Dark Carmine
 B - Light Blue/Dark Green D - Vermillion/Dark Carmine F - Doeskin/Dark Brown


■ D85 Stripe Color availability shown in () under interior trim color.

CHEVY VAN

SOLID AND TWO-TONE* EXTERIOR COLOR COMBINATIONS

The application of paint for solid and two-tone exterior color combinations is shown below.

SOLID PAINT—ZY1




SOLID COLORS

Solid color paint (ZY1) is standard on all models. All painted areas of the body are the same color.

SPECIAL TWO-TONE—ZY3

(Includes B84 Molding w/o ZM4 Nomad)

Primary Body Color



Secondary Body Color


SPECIAL TWO-TONE

Special two-tone (ZY3) paint colors include black body side and rear moldings with bright trim plus bright tail light trim (except with the Nomad model where bright tail light trim and bright body side and rear moldings with black trim are already included). The primary paint color is applied to the areas above the moldings. The secondary color is applied to the areas below the moldings.

DELUXE TWO-TONE PAINT—ZY4

(Includes B84 Molding w/o ZM4 Nomad)

Primary Body Color




Secondary Body Color

DELUXE TWO-TONE

Deluxe two-tone (ZY4) paint colors include black body side and rear moldings with bright trim plus bright tail light trim (except with the Nomad model where bright tail light trim and bright body side and rear moldings with black trim are already included). The primary paint color is applied to the areas above the belt line styling crease line and below the moldings. The secondary color is applied to the areas between the belt line styling crease line and the moldings.

CHEVY VAN

TWO-TONE EXTERIOR COLOR COMBINATIONS*




SPECIAL TWO-TONE

*Optional at extra cost.

CHEVY VAN

TWO-TONE EXTERIOR COLOR COMBINATIONS*



DELUXE TWO-TONE

*Optional at extra cost.

