

SERIES	MODEL NUMBER	BODY ORDERING CODE			
		GASOLINE MODELS		DIESEL MODELS	
		PANEL REAR DOORS	TAILGATE	PANEL REAR DOORS	TAILGATE
C10/1500	C10906	ZW9	E55	ZW9/B3J	E55/B3J
C20/2500	C20906	ZW9	E55	ZW9/B3J	E55/B3J
K10/1500 (4X4)	K10906	ZW9	E55	ZW9/B3J	E55/B3J
K20/2500 (4X4)	K20906	ZW9	E55	ZW9/B3J	E55/B3J

Series	C10/1500	C20/2500
Engine	■ 5.0 Liter, 305 4-bbl V8	5.7 Liter, 350 4-bbl. V8
Clutch	—	12", 150 sq. in.
Air Filter	Oiled-paper Element	
Oil Filter	Throwaway Type	
Exhaust System	*Single; Aluminized	**Dual; Stainless Steel
Emission Control Systems	See Engine & Cooling Section for specific model applications	
Suspension, Front	Independent; Coil Springs	
Capacity	3250 lb.	3800 lb.
Springs @ Ground	1625 lb. ea.	1900 lb. ea.
Shock Absorbers	25mm dia.	32mm dia.
Stabilizer Bar	—	1.06" dia.
Suspension, Rear	Salisbury Axle; Hypoid Drive; Two-stage Multi-leaf Springs	
Axle Capacity	4000 lb.	6000 lb.
Axle Ratio	3.08	3.42
Springs @ Ground	2000 lb. ea.	3000 lb. ea.
Shock Absorbers	25mm dia.	32mm dia.
Brakes	Hydraulic; Self-adjusting	
Front	Disc; 11.86" Rotor	Disc; 12.5" Rotor
Rear	Drum; 11.15" x 2.75"	Drum; 13.0" x 2.5"
Booster	Dual Diaphragm	
Parking	Cable to Rear Wheels	
Electrical	12 Volt; Negative Ground	
Battery – Freedom Type	405 CCA ♦ @ 0°F.	
– Reserve Capacity	75 min. @ 80°F.	
Delcotron Generator	37 amp.	
Frame	Carbon Steel; 36,39,000 psi	
Section Modulus	3.10	3.88
Fuel Tank (nominal capacity)	25 gal.	
Steering Gear Type	Manual; Recirculating Ball Gear	
Linkage	Parallelogram	
Transmission	4-Speed Automatic w/Overdrive	
Shift Location	Steering Column	Floor
Tires	(5) P235/75R15 All Seasons Steel Belted Radial	Fr. (2) LT235/85R16D (8PR) Rr. (2) LT235/85R16E (10PR)
Wheels	(5) Disc 15" x 6"	(4) Disc 16" x 6.5"

■ Standard engine not available for registration in the State of California; see Power Teams chart.

Series	★C10/1500	C20/2500
Engine Base Equip. Air Filter Oil Filter Oil Cooler Exhaust System Emission Control Systems	6.2 Liter, 379 Cu. In. V8 Diesel Poly-wrapped, Oiled-paper Element Throwaway Type Standard Dual; Aluminized See Engine & Cooling Section for specific model applications	
Suspension, Front Capacity Springs @ Ground Shock Absorbers Stabilizer Bar	Independent; Coil Springs 3400 lb. 3800 lb. 1700 lb. ea. 1900 lb. ea. 25mm dia. 32mm dia. 1.06" dia.	
Suspension, Rear Axle Capacity Axle Ratio Springs @ Ground Shock Absorbers	Salisbury Axle; Hypoid Drive; Two-stage Multi-leaf Springs 4000 lb. 6000 lb. 3.08 3.73 2000 lb. ea. 3000 lb. ea. 25mm dia. 32mm dia.	
Brakes Front Rear Booster Parking	Hydraulic; Self-adjusting Disc; 11.86" Rotor Disc; 12.5" Rotor Drum; 11.15" x 2.75" Drum; 13.0" x 2.5" Hydraulic Power Cable to Rear Wheels	
Electrical Battery - Freedom Type - Reserve Capacity Delcotron Generator Engine Block Heater	12 Volt; Negative Ground Two; 500 CCA ♦ ea. @ 0°F. 115 min. ea. @ 80°F. 66 amp. 600 watts, 120 volts	
Frame Section Modulus	Carbon Steel; 36; 39,000 psi 3.10 3.88	
Fuel Tank (nominal capacity)	27 gal.	
Steering Gear Type	Integral Power	
Transmission Shift Location	4-Speed Automatic w/Overdrive 3-Speed Automatic Steering Column	
Tires	(5) P235/75R15 XL All Seasons Fr. (2) LT235/85R16D (8PR) Steel Belted Radial Rr. (2) LT235/85R16E (10PR)	
Wheels	(5) Disc (4) Disc 15" x 6" 16" x 6.5"	

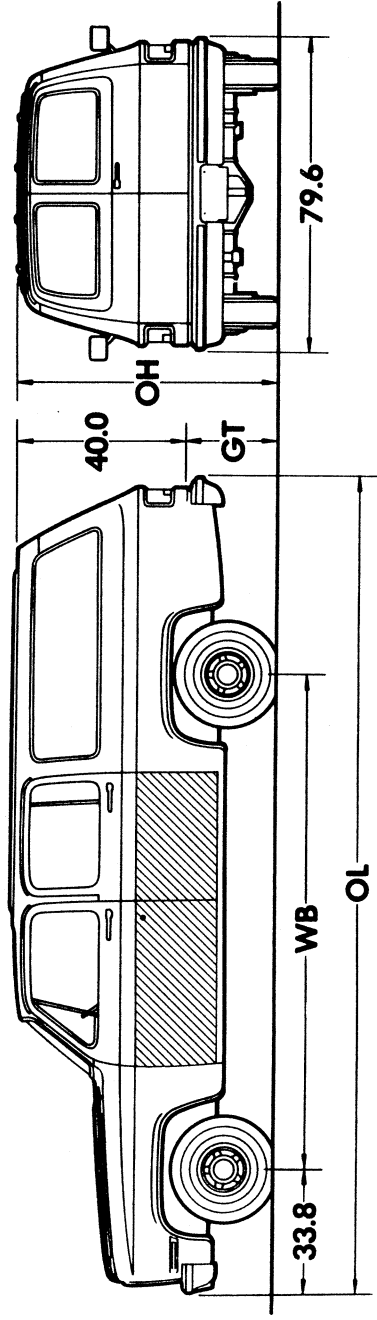
★ Not available for registration in State of California

Series	K10/1500	K20/2500
Engine	5.7 Liter, 350 4-bbl. V8	
Base Equip.	12"; 150 sq. in.	
Clutch	Oiled-paper Element	
Air Filter	Throwaway Type	
Oil Filter	**Dual; Stainless Steel	
Exhaust System	*Single; Aluminized	
Emission Control Systems	See Engine & Cooling Section for specific model applications	
Suspension, Front	Salisbury Axle, Hypoid Drive; Single-stage 2-leaf Springs	
Capacity	3600 lb.	3800 lb.
Axle Ratio	3.42	3.42
Springs @ Ground	1850 lb. ea.	1850 lb. ea.
Shock Absorbers	25mm dia.	32mm dia.
Stabilizer Bar	1.25" dia.	1.25" dia.
Hubs, Manual Locking	Standard	Standard
Suspension, Rear	Salisbury Axle, Hypoid Drive; Two-stage Multi-leaf Springs	
Axle Capacity	4000 lb.	6000 lb.
Axle Ratio	3.42	3.42
Springs @ Ground	2000 lb. ea.	3000 lb. ea.
Shock Absorbers	25mm dia.	32mm dia.
Brakes	Hydraulic; Self-adjusting	
Front	Disc; 11.86" Rotor	Disc; 12.5" Rotor
Rear	Drum; 11.15" x 2.75"	Drum; 13" x 2.5"
Booster	Dual Diaphragm	
Parking	Cable to Rear Wheels	
Electrical	12 Volt; Negative Ground	
Battery - Freedom Type	405 CCA @ 0°F.	
- Reserve Capacity	75 min. @ 80°F.	
Delcotron Generator	37 amp.	
Frame	Carbon Steel; 36,- 39,000 psi	
Section Modulus	3.57	3.88
Fuel Tank (nominal capacity)	25 gal.	
Steering Gear Type	Integral Power	
Transmission	4-Speed Manual (SM 465)	
Shift Location	Floor	
Transfer Case	New Process 208 2-Speed	
Shift Lever	Single Lever	
Tires	(5) P215/75R15 All Seasons Steel Belted Radial	Fr. (2) LT235/85R16D (8PR) Rr. (2) LT235/85R16E (10PR)
Wheels	(5) Disc 15" x 6"	(4) Disc 16" x 6.5"

*Dual tail pipe on K10/1500 model.

**Single; Aluminized for California

Series	★ K10/1500	K20/2500
Engine Base Equip. Air Filter Oil Filter Oil Cooler Exhaust System Emission Control Systems	6.2 Liter, 379 Cu. In. V8 Diesel Poly-wrapped, Oiled-paper Element Throwaway Type Standard Dual; Aluminized See Engine & Cooling Section for specific model applications	
Suspension, Front Capacity Axle Ratio Springs @ Ground Shock Absorbers Stabilizer Bar Hubs, Manual Locking	Salisbury Axle, Hypoid Drive; Single-stage 2-leaf Springs 3600 lb. 3800 lb. 3.42 3.73 1850 lb. ea. 1850 lb. ea. 25mm dia. 32mm dia. 1.25" dia. 1.25" dia. Standard Standard	
Suspension, Rear Axle Capacity Axle Ratio Springs @ Ground Shock Absorbers	Salisbury Axle, Hypoid Drive; Two-stage Multi-leaf Springs 4000 lb. 6000 lb. 3.42 3.73 2000 lb. ea. 3000 lb. ea. 25mm dia. 32mm dia.	
Brakes Front Rear Booster Parking	Hydraulic; Self-adjusting Disc; 11.86" Rotor Disc; 12.5" Rotor Drum; 11.15" x 2.75" Drum; 13" x 2.5" Hydraulic Power Cable to Rear Wheels	
Electrical Battery – Freedom Type – Reserve Capacity Delcotron Generator Engine Block Heater	12 Volt; Negative Ground Two; 550 CCA ♦ ea. @ 0° F. 115 min. ea. @ 80° F. 66 amp. 600 watts, 120 volts	
Frame Section Modulus	Carbon Steel; 36,- 39,000 psi 3.57 3.88	
Fuel Tank (nominal capacity)	27 gal.	
Steering Gear Type	Integral Power	
Transmission Shift Location	4-Speed Automatic w/Overdrive 3-Speed Automatic Steering Column	
Transfer Case Shift Lever	New Process 208 2-Speed Single Lever	
Tires	(5) P235/75R15 All Seasons Steel Belted Radial Fr. (2) LT235/85R16D (8PR) Rr. (2) LT235/85R16E (10PR)	
Wheels	(5) Disc 15" x 6" (4) Disc 16" x 6.5"	



Capacity — 165 cu ft
 Load Floor Area — 40 sq ft



Series	Ground Clearance (in)*	
	Front	Rear
C1	6.6	6.7
C2	8.5	8.5
K1	6.9	7.1
K2	8.6	8.6

Model	Engine No. Cyl.	Dimensions (in)*				†Curb Weight (lb)			†Model Weight (lb)*		
		WB	OL	OH	GT	Front	Rear	Total	Front	Rear	Total

C10/1500 SERIES

C10906	8	129.5	219.1	72.0	29.0	2009	2270	4279	2352	2377	4729
---------------	---	-------	-------	------	------	------	------	------	------	------	------

C20/2500 SERIES

C20906	8	129.5	219.1	74.3	31.7	2349	2422	4771	2592	2629	5221
---------------	---	-------	-------	------	------	------	------	------	------	------	------

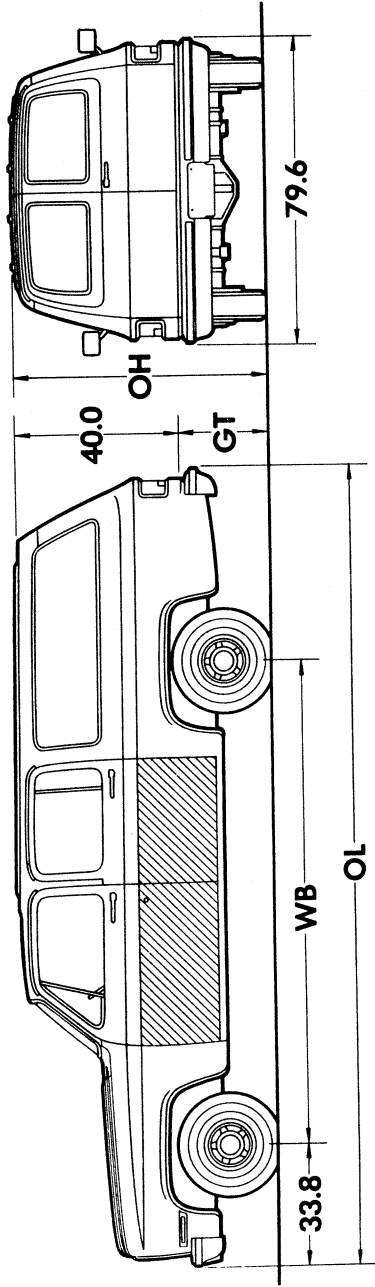
K10/1500 SERIES

K10906	8	129.5	219.1	73.8	30.1	2469	2217	4686	2712	2424	5136
---------------	---	-------	-------	------	------	------	------	------	------	------	------

K20/2500 SERIES

K20906	8	129.5	219.1	76.1	33.6	2608	2450	5058	2851	2657	5508
---------------	---	-------	-------	------	------	------	------	------	------	------	------

*Dimensions with standard equipment, unloaded.
 †Model Weight includes Curb Weight plus occupants (standard seating capacity x 150 lb). Total Model Weight may vary as much as ±50 lbs. to allow for production build variation.
 †Curb Weights and Model Weights shown are for models with ZW9 Panel Rear Doors. For models with E55 Endgate, weights must be adjusted as follows: Front — 7 lb., Rear — 4 lb., Total Model Weight — 24 lb.



Capacity — 165 cu ft
Load Floor Area — 40 sq ft

Sign Panel Area (side)
 22" x 72¼"

Series	Ground Clearance (in)★	
	Front	Rear
C1	6.6	6.7
C2	8.5	8.5
K1	6.9	7.1
K2	8.6	8.6

Model	Engine No. Cyl.	Dimensions (in)★			†Curb Weight (lb)			†Model Weight (lb)*		
		WB	OL	OH	GT	Front	Rear	Total	Front	Rear

C10/1500 SERIES

C10906	8	129.5	219.1	72.0	29.0	2363	2349	4712	2706	2456	5162
---------------	---	-------	-------	------	------	------	------	------	------	------	------

C20/2500 SERIES

C20906	8	129.5	219.1	74.3	31.7	2691	2538	5229	2934	2745	5679
---------------	---	-------	-------	------	------	------	------	------	------	------	------

K10/1500 SERIES

K10906	8	129.5	219.1	73.8	30.1	2773	2321	5094	3016	2528	5544
---------------	---	-------	-------	------	------	------	------	------	------	------	------

K20/2500 SERIES

K20906	8	129.5	219.1	76.1	33.6	2955	2577	5532	3198	2784	5982
---------------	---	-------	-------	------	------	------	------	------	------	------	------

★Dimensions with standard equipment, unloaded.
 *Model Weight includes Curb Weight plus occupants (standard seating capacity x 150 lb). Total Model Weight may vary as much as ±50 lbs. to allow for production build variation.
 †Curb Weights and Model Weights shown are for models with ZW9 Panel Rear Doors. For models with E55 Endgate, weights must be adjusted as follows: Front - 7 lb.; Rear + 41 lb.; Total added weight 34 lb.

POWER TEAMS (MUST ORDER ENGINE, TRANSMISSION AND REAR AXLE)
 (Consult GVWR Selector and Tire Chart to insure tire capacity and availability)

ENGINE	TRANSMISSION		AXLES				GVWR
	4-SP	AUTO	2.73	3.08	3.42	3.73	
W/NA5 STANDARD EMISSION EQUIPMENT							
-C10906							
LE9 V8 5.0 Liter (305-4BBL)		MX0	—	G01	GU6	—	61/6800
LS9 V8 5.7 Liter (350-4BBL)		MX0	G01	GU4	—	#GT4	6100
LH6 Diesel 6.2 Liter V8 (379 Cu In)(Reqs B3.J)		MX0	—	G01	GU6	#GT4	6800
LH6 Diesel 6.2 Liter V8 (379 Cu In)(Reqs B3.J)		MX0	—	G01	GU6	#GT4	7000
-K10906							
LS9 V8 5.7 Liter (350-4BBL)	MM4	MX0	—	—	G01	GT4	61/7000
LH6 Diesel 6.2 Liter V8 (379 Cu In)(Reqs B3.J)		MX0	—	—	G01	#GT4	61/7000
LH6 Diesel 6.2 Liter V8 (379 Cu In)(Reqs B3.J)		MX0	—	—	G01	GT4	70/7300
W/NA6 HIGH ALTITUDE EMISSION EQUIPMENT							
-C10906							
LE9 V8 5.0 Liter (305-4BBL)		MX0	—	G01	GU6	—	61/6800
LS9 V8 5.7 Liter (330-4BBL)		MX0	—	—	G01	GT4	61/6800
LH6 Diesel 6.2 Liter V8 (379 Cu In)(Reqs B3.J)		MX0	—	—	G01	GT4	7000
-K10906							
LS9 V8 5.7 Liter (350-4 BBL)	MM4	MX0	—	—	G01	GT4	61/7000
LH6 Diesel 6.2 Liter V8 (379 Cu In)(Reqs B3.J)		MX0	—	—	G01	GT4	61/7000
LH6 Diesel 6.2 Liter V8 (379 Cu In)(Reqs B3.J)		MX0	—	—	G01	GT4	70/7300

#Reqs Z82 Trailering Special

CALIFORNIA ONLY

POWER TEAMS (MUST ORDER ENGINE, TRANSMISSION AND REAR AXLE)
 (Consult GVWR Selector and Tire Chart to insure tire capacity and availability)

ENGINE	TRANSMISSION		AXLES				GVWR
	4-SP	AUTO	2.73	3.08	3.42	3.73	
W/YF5 CALIFORNIA EMISSION REQUIREMENTS							
-C10906							
LS9 V8 5.7 Liter (350-4 BBL)		MX0	—	G01	GU6	—	61/6800
-K10906							
LS9 V8 5.7 Liter (350-4BBL)		MX0	—	—	G01	GT4	61/7000

#Reqs Z82 Trailering Special

POWER TEAMS (MUST ORDER ENGINE, TRANSMISSION AND REAR AXLE)

(Consult GVWR Selector and Tire Chart to insure tire capacity and availability)

W/NA5 STANDARD Satisfies High Altitude Emission Requirements, NA6 HIGH ALTITUDE OR YF5 CALIFORNIA EMISSIONS

ENGINE	TRANSMISSION		GVWR					
	4-SP	AUTO	*3.21	3.42	3.73	4.10	4.56	
-C20906								
\$L T9 V8 5.7 Liter (350-488L)	MM4	MX1	—	GQ1	GT4	GT5	—	8600
		MX1	—	—	GQ1	GT5	HC4	8600
\$LE8 V8 7.4 Liter (454-488L) (Reqs N41 and UA1)		MX1	*GQ1	—	GT4	GT5	—	8600
		MX1	—	—	GQ1	GT5	HC4	8600
-K20906								
\$L T9 V8 5.7 Liter (350-488L)	MM4	MX1	—	GQ1	GT4	GT5	—	8600
		MX1	—	—	GQ1	GT5	—	8600
LL4 Diesel 6.2 Liter V8 (379 Cu In)(Reqs B3J)		MX1	—	—	GQ1	GT5	—	8600
		MX1	—	—	GQ1	GT5	—	8600

*N/A G80 Locking Differential

\$N/A NA6 High Altitude Emissions. With NA5 Emissions Satisfies

High Altitude Requirements

■ High Altitude Emission Equipment (FOR EXHAUST SMOKE REDUCTION PURPOSES AT HIGH ALTITUDE:

NOT REQUIRED TO SATISFY HIGH ALTITUDE REGULATIONS)(REQS LL4 ENG)

ENGINE RATINGS

ALL STATES EXCEPT CALIFORNIA

SAE Net Ratings	*5.0 Liter 305 4-bbl V8	*5.7 Liter 350 4-bbl V8	**5.7 Liter 350 4-bbl V8	**7.4 Liter 454 4-bbl V8
Net Horsepower	160 @ 4400 rpm 235 @ 2000 rpm	165 @ 3800 rpm 275 @ 1600 rpm	185 @ 4000 rpm 285 @ 2400 rpm	240 @ 3800 rpm 375 @ 3200 rpm
Net Torque, lb-ft				
SAE Net Ratings	*6.2 Liter 379 V8 Diesel		**6.2 Liter 379 V8 Diesel	
Net Horsepower	130 @ 3600 rpm 240 @ 2000 rpm		148 @ 3600 rpm 246 @ 2000 rpm	
Net Torque, lb-ft				

*Engine with Light or Medium Duty Emissions (w/GVWR up to 8500 lb.)

**Engine with Heavy Duty Emissions (w/GVWR over 8500 lb.)

CALIFORNIA ONLY

SAE Net Ratings	*5.7 Liter 350 4-bbl V8	**5.7 Liter 350 4-bbl V8	**7.4 Liter 454 4-bbl V8
Net Horsepower	165 @ 3800 rpm 275 @ 1600 rpm	155 @ 4000 rpm 240 @ 2800 rpm	240 @ 3800 rpm 375 @ 3200 rpm
Net Torque, lb-ft			

SAE Net Ratings	**6.2 Liter 379 V8 Diesel
Net Horsepower	148 @ 3600 rpm 246 @ 2000 rpm
Net Torque, lb-ft	

*Engine with Light or Medium Duty Emissions (w/GVWR up to 8500 lb.)

**Engine with Heavy Duty Emissions (w/GVWR over 8500 lb.)

GVW Rating (lbs)	†GAWR (lbs)		Tire Capacity (lbs ea)		Chassis Equipment
	Front	Rear	Front	Rear	

CT10/1500 SERIES

▲ #6100	3250	3686	1843	1843	Standard
▲ #6800	3250	3820	1984	1984	Stabilizer Bar (F59)
◆ #7000	3400	3820	1984	1984	Standard

K10/1500 SERIES

▲ #6100	3166	3166	1583	1583	Standard
● #7000	3600	3686	1843	1843	
◆ #7300	3600	3968	1984	1984	

†GAWR's shown are the maximum for each axle with equipment listed. Other GAWR's are available, and they are determined as the minimum capacity of either axle, springs or tires.

▲ Not available on diesel engine models.

● On diesel engine models, not available with Center and Rear Seats (AS3).

■ Center seat (AT5) available on all GVWRs; Center and Rear seats (AS3) available on 6800 or above GVWRs.

◆ Available on diesel engine models only.

FRONT AND REAR TIRE AVAILABILITY CHART—ALL STATES

C-K10/1500 SERIES

Spare tire to match either front or rear tires must be ordered.
K10/1500 models require matching front and rear tread

Description	Capacity (lbs ea)	Highway		On-Off Road		Spare
		Front	Rear	*Front	Rear	
TUBELESS						
#P215/75R15 Steel Belted Radial	1583	XCU	YCU	—	—	ZCU
#P215/75R15 Whitewall Steel Belted Radial	1583	XCV	YCV	—	—	ZCV
P235/75R15 Steel Belted Radial	1843	XFL —	YFL —	— *YES	— YES	ZFL ZES
P235/75R15 Whitewall Steel Belted Radial	1843	XFM	YFM	—	—	ZFM
P235/75R15 XL Steel Belted Radial	1984	XHA	YHA	—	—	ZHA
P235/75R15 XL Steel Belted Radial	1984	XHB	YHB	—	—	ZHB

*On-Off road front tires available on K1 models only.

#K1 models only. Not available with Diesel Equipment Package (B3I).

GVW Rating (lbs)	Capacity (lbs ea)		Chassis Equipment	
	Front	Rear	Front	Rear

C20/2500 SERIES

8600	3800	6000	2623	3042	Standard
-------------	------	------	------	------	----------

K20/2500 SERIES

8600	3700	6000	2623	3042	Standard
-------------	------	------	------	------	----------

+GAWR's shown are the maximum for each axle with equipment listed. Other GAWR's are available, and they are determined as the minimum capacity of either axle, springs or tires.

FRONT AND REAR TIRE AVAILABILITY CHART—ALL STATES

C-K20/2500 SERIES

Spare tire to match either front or rear tires is available at extra cost. K20/2500 models require matching front and rear tread

Description	Capacity (lbs ea)	Highway		On-Off Road		Spare
		Front	Rear	*Front	Rear	
TUBELESS						
LT235/85R16D Steel Belted Radial	2623	XYM	-	-	-	-
LT235/85R16E Steel Belted Radial	3042	-	YYN	-	#YYT #YYT	ZYN #ZYT #ZYN
LT235/85R16E Steel Belted Radial	3042	XYN	YYN	*XYT	YYT #YYT	ZYN ZYT #ZYN

*On-Off road front tires available on K2 models only.
#Available on C2 models only.

- Low Coolant Sensor
- Poly-wrapped Paper Element Air Cleaner
- Auxiliary Engine Oil Cooler provided with 4.56 ratio rear axle (in addition to cooler in radiator tank)
- Power Steering
- Engine Block Heater
- Water/fuel separator unit which incorporates a water sensor and sending unit, a fuel filter, a fuel heater and water drain capability
- Hydraulic Power-assisted Brakes
- K81 66-amp Generator
- Engine Oil Cooler (located in radiator tank)
- Dual 550 Cold Cranking Amp/115 min. Reserve Capacity Batteries
- HD Radiator
- Dual Exhaust System
- Additional Insulation:
 - Cab-to-fender insulators
 - Fiberglass hood insulator
 - Fiberglass engine compartment firewall insulator
 - Cowl side spray-on deadener
 - Driver compartment dash mat with increased mastic layer
 - Resinated cotton and mastic floor insulation
 - Full cowl interior trim panels with resinated cotton insulation
 - Full-length, foam-backed cloth headliner
- Warning Lights: Glow Plugs, Water-in-fuel (or fuel filter), and Low Coolant
- Diesel Engine Identification:
 - Hood ornament
 - Fender nameplates
 - Rear door or tailgate nameplate
 - "Diesel Fuel Only" filler cap and label

Description	Number	Code	Base	D&H(a)	Price	Price*	Number
♦ 8-Cylinder 5.0 Liter (305 Cu. In.) 4 BBL V8 Gasoline Engine-Engine Ordering Code LE9							
C10 Series 2-Wheel Drive							
Panel Doors	CC10906	ZW9	129.5"	N.A.	11437.00	11437.00	16
Tailgate	CC10906	E55	129.5"	N.A.	11476.00	11476.00	16
♦ 8-Cylinder 5.7 Liter (350 Cu. In.) 4 BBL V8 Gasoline Engine-Engine Ordering Code LS9							
K10 Series 4-Wheel Drive							
Panel Doors	CK10906	ZW9	129.5"	N.A.	12456.00	12456.00	16
Tailgate	CK10906	E55	129.5"	N.A.	12495.00	12495.00	16
♦ 8-Cylinder 5.7 Liter (350 Cu. In.) 4 BBL V8 Gasoline Engine-Engine Ordering Code LT9							
C20 Series 2-Wheel Drive							
Panel Doors	CC20906	ZW9	129.5"	3.76	12254.00	12257.76	16
Tailgate	CC20906	E55	129.5"	3.76	12293.00	12296.76	16
K20 Series 4-Wheel Drive							
Panel Doors	CK20906	ZW9	129.5"	3.76	14057.00	14060.76	16
Tailgate	CK20906	E55	129.5"	3.76	14096.00	14099.76	16
♦ 8-Cylinder 6.2 Liter (379 Cu. In.) L.D. Diesel V8 Engine-Engine Ordering Code LH6							
C10 Series 2-Wheel Drive							
Panel Doors	CC10906	ZW9&B3J	129.5"	N.A.	14109.00	14109.00	16
Tailgate	CC10906	E55&B3J	129.5"	N.A.	14149.00	14149.00	16
K10 Series 4-Wheel Drive							
Panel Doors	CK10906	ZW9&B3J	129.5"	N.A.	15594.00	15594.00	16
Tailgate	CK10906	E55&B3J	129.5"	N.A.	15633.00	15633.00	16
♦ 8-Cylinder 6.2 Liter (379 Cu. In.) H.D Diesel V8 Engine-Engine Ordering Code LL4							
C20 Series 2-Wheel Drive							
Panel Doors	CC20906	ZW9&B3J	129.5"	3.76	14808.00	14811.76	16
Tailgate	CC20906	E55&B3J	129.5"	3.76	14847.00	14850.76	16
K20 Series 4-Wheel Drive							
Panel Doors	CK20906	ZW9&B3J	129.5"	3.76	16355.00	16358.76	16
Tailgate	CK20906	E55&B3J	129.5"	3.76	16394.00	16397.76	16

★ Manufacturer's Suggested Retail Prices do not include applicable destination charges, state and local taxes, license fees, optional equipment or special items or services.

♦ Refer to Dealer Order Guide for California Requirements.

OPTIONS WHEN INSTALLED BY GENERAL MOTORS

Prices shown are effective with initial shipments of 1986 model motor vehicles

Description	Option Number	Factory D&H(a)	List Price	Mfr's Suggested Retail Price◇
Scottsdale/High Sierra: (See Interior and Exterior Color Selection Chart) Not available when YE9 is specified. Includes bright windshield and rear side window moldings, B84 Black Body Side Moldings, turn signal and side marker lamp bezels, bright taillight trim, dual horns, nameplates on front fender and instrument panel, U37 Cigarette Lighter, dome lamp with bright bezels, bright sill plates and special insulation. Also includes spare tire cover when spare tire is specified. Without B3J Diesel Equipment. Also includes BB5 Headliner With B3J Diesel Equipment	Z62 Z62	N.A. N.A.	459.00 311.00	459.00 311.00

(a) D & H Charges on vehicle and optional equipment include reimbursement to ordering Division for any tax that it has paid, incurred, or agreed to pay thereon.

Description	Option Number	Factory D&H(a)	List Price	Retail Price
Silverado / Sierra Classic: Available only when custom vinyl or cloth seats are specified. Includes wheel opening moldings, custom steering wheel, YG3 Deluxe Molding Package, bright taillight trim and rear door or tailgate moldings, bright front turn signal and front side marker lamp bezels, fender nameplates, bright windshield and rear side window moldings, carpeting, bright sill plates, plastic door trim panels with storage pockets and bright brushed-finish accents, dual horns, visor mirror, B85 Bright Body Side Moldings, V22 Deluxe Front Appearance, nameplate on instrument panel, U37 Cigarette Lighter, dome lamp with bright bezels, special insulation, pillar trim panels, Z53 Voltmeter, Temperature, and Oil Pressure Gages. Also includes spare tire cover when spare tire is specified.	YE9	N.A.	1259.00	1259.00
With B3J Diesel Equipment. Also includes BB5 Headliner	YE9	N.A.	1111.00	1111.00
Seat Trim: Driver and Passenger. (See Interior and Exterior Color Selection Chart for ordering information)	...	NO ADDITIONAL CHARGE		
V**1 Vinyl Bench Seat. Not available when YE9 is specified	...			
L**1 Custom Cloth Bench Seat. Available only when Z62 or YE9 is specified.	...			
With Z62	...			
Without AT5 or AS3 Seats	...	N.A.	50.00	50.00
With AT5 Center Seat without AS3 Center and Rear Seats.	...			
Includes full floor mats	...	N.A.	120.00	120.00
With AS3 Center and Rear Seats. Includes full floor mats	...	N.A.	170.00	170.00
With YE9	...	NO ADDITIONAL CHARGE		
Without AT5 or AS3 Seats	...			
With AT5 Center Seat without AS3 Center and Rear Seats.	...			
Includes full carpeting	...	N.A.	141.00	141.00
With AS3 Center and Rear Seats. Includes full carpeting	...	N.A.	191.00	191.00
X**1 Custom Vinyl Bench Seat. Available only when Z62 or YE9 is specified.	...			
With Z62	...			
Without AT5 or AS3 Seats	...	N.A.	50.00	50.00
With AT5 Center Seat without AS3 Center and Rear Seats.	...			
Includes full floor mats	...	N.A.	120.00	120.00
With AS3 Center and Rear Seats. Includes full floor mats	...	N.A.	170.00	170.00
With YE9	...	NO ADDITIONAL CHARGE		
Without AT5 or AS3 Seats	...			
With AT5 Center Seat without AS3 Center and Rear Seats.	...			
Includes full carpeting	...	N.A.	141.00	141.00
With AS3 Center and Rear Seats. Includes full carpeting	...	N.A.	191.00	191.00
L**6 Custom Cloth Reclining Bucket Seats. Includes console and folding armrests	...			
Without AT5 or AS3 Seats	...	N.A.	364.00	364.00
With AT5 Center Seat without AS3 Center and Rear Seats.	...			
Includes full carpeting	...	N.A.	505.00	505.00
With AS3 Center and Rear Seats. Includes full carpeting	...	N.A.	555.00	555.00
X**6 Custom Vinyl Reclining Bucket Seats. Includes console and folding armrests	...			
Without AT5 or AS3 Seats	...	N.A.	364.00	364.00
With AT5 Center Seat without AS3 Center and Rear Seats.	...			
Includes full carpeting	...	N.A.	505.00	505.00
With AS3 Center and Rear Seats. Includes full carpeting	...	N.A.	555.00	555.00

(A) D & H Charges on vehicle and optional equipment include reimbursement to ordering Division for any tax that

Description	Option Number	Factory D&H(a)	List Price	Mfr's Suggested Retail Price◇
Paints, Exterior: (See Interior and Exterior Color Selection Chart for ordering information).				
Solid				
Special Two-Tone				
Without Z62 or YE9. Includes YG1 Custom Molding Package and wheel opening moldings	ZY1	NO ADDITIONAL CHARGE		
With Z62. Includes YG1 Custom Molding Package and wheel opening moldings	ZY3	N.A.	327.00	327.00
With YE9	ZY3	N.A.	198.00	198.00
Exterior Decor Package. Includes dual-tone side, rear decal striping and hood ornament	ZY5	N.A.	485.00	485.00
Without Z62 or YE9. Also includes YG1 Custom Package, wheel opening moldings and hood accent stripes.	ZY5	N.A.	356.00	356.00
With Z62. Also includes YG1 Custom Package, wheel opening moldings and hood accent stripes	ZY5	N.A.	328.00	328.00
Emission Systems: Dealer Note - One of the following emission options must be specified. (See Power Teams Chart for availability and complete specifications)				
California Emission Requirements: Not available when B3J Diesel Equipment, LE9 5.0 Liter Engine, NA5 Standard or NA6 High Altitude Emissions are specified. Includes all testing, equipment and/or certification necessary for registration in the State of California	YF5	N.A.	235.00	235.00
Without LT9 5.7 Liter or LE8 7.4 Liter Engine	YF5	N.A.	(-235.00)	(-235.00)
With LT9 5.7 Liter or LE8 7.4 Liter Engine	NA6	NO ADDITIONAL CHARGE		
High Altitude Emission Equipment. Not available when NA5 Standard or YF5 California Emissions are specified	NA5	NO ADDITIONAL CHARGE		
Standard Emission Equipment. Not available when YF5 California or NA6 High Altitude Emissions are specified ..				
Engines: (See Power Teams Chart for availability and complete specifications)				
Gasoline.				
5.0 Liter (305 Cu. In.) 4 BBL V8. C1 Series only	LE9	NO ADDITIONAL CHARGE		
5.7 Liter (350 Cu. In.) 4 BBL V8. Standard on K1 Series. C1 Series only	LS9	NO ADDITIONAL CHARGE		
5.7 Liter (350 Cu. In.) 4 BBL V8. C-K2 Series only	LT9	NO ADDITIONAL CHARGE		
7.4 Liter (454 Cu. In.) 4 BBL V8. C2 Series only. Available only when N41 Power Steering and UA1 H.D. Battery are specified	LE8	N.A.	365.00	365.00
Diesel.				
6.2 Liter (379 Cu. In.) L.D. V8 Diesel. C-K1 Series only. Available only when B3J Diesel Equipment is specified. Not available when YF5 California Emission Requirements is specified	LH6	NO ADDITIONAL CHARGE		
6.2 Liter (379 Cu. In.) H.D. V8 Diesel. C-K2 Series only. Available only when B3J Diesel Equipment is specified ..	LL4	NO ADDITIONAL CHARGE		
Transmissions:				
4-Speed Manual. C2 or K1-2 Series only. Not available when LE8 7.4 Liter Engine or B3J Diesel Equipment is specified	MM4	NO ADDITIONAL CHARGE		
4-Speed Automatic Overdrive. Standard on C1 Gasoline and Diesel Series and K1 Diesel Series.	MX0	N.A.	695.00	695.00
3-Speed Automatic. C-K2 Series only. Standard with B3J Diesel Equipment	MX1	N.A.	535.00	535.00
Axles, Rear: (See Power Teams Chart for option number selection, availability and complete specifications)				
Optional Ratio	G80	N.A.	36.00	36.00
Locking Differential		N.A.	238.00	238.00

(a) D & H Charges on vehicle and optional equipment include reimbursement to ordering Division for any tax that

Description	Option Number	Factory D&H(a)	List Price	Retail Price
Tires: (See Tire Charts for Tire Availability)				
All rim sizes are 6.00" on C-K1 Series except when N67, N90 or PA6 wheels are specified.				
All rim sizes are 6.50" on C-K2 Series.				
TUBELESS				
P215/75R15 All Seasons Steel Belted Radial Ply Blackwall (Maximum Capacity 1583-lbs)				
K1 Series only. Not available when B3J Diesel Equipment is specified				
Front (Standard)	XCU		NO ADDITIONAL CHARGE	
Rear (Standard)	YCU		NO ADDITIONAL CHARGE	
Spare (Standard)	ZCU		NO ADDITIONAL CHARGE	
P215/75R15 All Seasons Steel Belted Radial Ply Whitewall. (Maximum Capacity 1583-lbs).				
Front	XCV	N.C.	28.00	28.00
Rear	YCV	N.C.	28.00	28.00
Spare	ZCV	N.C.	14.00	14.00
P235/75R15 All Seasons Steel Belted Radial Ply Blackwall (Maximum Capacity 1843-lbs)				
Front				
C1 Series only (Standard). Not available when B3J Diesel Equipment is specified				
K1 Series only	XFL	N.C.	50.00	50.00
Without B3J Diesel Equipment	XFL		NO ADDITIONAL CHARGE	
With B3J Diesel Equipment. (Standard)				
Rear				
C1 Series only (Standard). Not available when B3J Diesel Equipment is specified				
K1 Series only	YFL	N.C.	50.00	50.00
Without B3J Diesel Equipment	YFL		NO ADDITIONAL CHARGE	
With B3J Diesel Equipment (Standard)				
Spare				
C1 Series only (Standard). Not available when B3J Diesel Equipment is specified				
K1 Series only	ZFL	N.C.	25.00	25.00
Without B3J Diesel Equipment	ZFL		NO ADDITIONAL CHARGE	
With B3J Diesel Equipment (Standard)				
P235/75R15 On-Off Road Steel Belted Radial Ply Blackwall (Maximum Capacity 1843-lbs)				
Front. K1 Series only	XES	N.C.	70.00	70.00
Without B3J Diesel Equipment	XES		NO ADDITIONAL CHARGE	
With B3J Diesel Equipment				
Rear				
C1 Series only. Not available when B3J Diesel Equipment is specified				
K1 Series only	YES	N.C.	20.00	20.00
Without B3J Diesel Equipment	YES		NO ADDITIONAL CHARGE	
With B3J Diesel Equipment	YES			
Spare				
C1 Series only. Not available when B3J Diesel Equipment is specified				
K1 Series only	ZES	N.C.	10.00	10.00
Without B3J Diesel Equipment	ZES		NO ADDITIONAL CHARGE	
With B3J Diesel Equipment	ZES			

(c) D & H Charges on vehicle and optional equipment include reimbursement to ordering Division for any tax that

Description	Part Number	Factory D&H(a)	List Price	Net Price
Tires: (Continued)				
<i>P235/75R15 All Seasons Steel Belted Radial Ply Whitewall</i> (Maximum Capacity 1843-lbs)				
Front				
C1 Series only. Not available when B3J Diesel Equipment is specified	XFM	N.C.	34.00	34.00
K1 Series only				
Without B3J Diesel Equipment	XFM	N.C.	84.00	84.00
With B3J Diesel Equipment	XFM	N.C.	34.00	34.00
Rear				
C1 Series only. Not available when B3J Diesel Equipment is specified	YFM	N.C.	34.00	34.00
K1 Series only				
Without B3J Diesel Equipment	YFM	N.C.	84.00	84.00
With B3J Diesel Equipment	YFM	N.C.	34.00	34.00
Spare				
C1 Series only. Not available when B3J Diesel Equipment is specified	ZFM	N.C.	17.00	17.00
K1 Series only				
Without B3J Diesel Equipment	ZFM	N.C.	42.00	42.00
With B3J Diesel Equipment	ZFM	N.C.	17.00	17.00
<i>P235/75R15 All Seasons Steel Belted Radial Ply Blackwall</i> (Maximum Capacity 1984-lbs). Standard on C1 Series when B3J Diesel Equipment is specified				
Front				
C1 Series only	XHA	N.C.	18.00	18.00
Without B3J Diesel Equipment	XHA		NO ADDITIONAL CHARGE	
With B3J Diesel Equipment				
K1 Series only				
Without B3J Diesel Equipment	XHA	N.C.	68.00	68.00
With B3J Diesel Equipment	XHA	N.C.	18.00	18.00
Rear				
C1 Series only	YHA	N.C.	18.00	18.00
Without B3J Diesel Equipment	YHA		NO ADDITIONAL CHARGE	
With B3J Diesel Equipment				
K1 Series only				
Without B3J Diesel Equipment	YHA	N.C.	68.00	68.00
With B3J Diesel Equipment	YHA	N.C.	18.00	18.00
Spare				
C1 Series only	ZHA	N.C.	9.00	9.00
Without B3J Diesel Equipment	ZHA		NO ADDITIONAL CHARGE	
With B3J Diesel Equipment				
K1 Series only				
Without B3J Diesel Equipment	ZHA	N.C.	34.00	34.00
With B3J Diesel Equipment	ZHA	N.C.	9.00	9.00
<i>P235/75R15 All Seasons Steel Belted Radial Ply Whitewall</i> (Maximum Capacity 1984-lbs)				
Front				
C1 Series only	XHB	N.C.	54.00	54.00
Without B3J Diesel Equipment	XHB	N.C.	36.00	36.00
With B3J Diesel Equipment				
K1 Series only				
Without B3J Diesel Equipment	XHB	N.C.	104.00	104.00
With B3J Diesel Equipment	XHB	N.C.	54.00	54.00
Rear				
C1 Series only	YHB	N.C.	54.00	54.00
Without B3J Diesel Equipment	YHB	N.C.	36.00	36.00
With B3J Diesel Equipment				
K1 Series only				
Without B3J Diesel Equipment	YHB	N.C.	104.00	104.00
With B3J Diesel Equipment	YHB	N.C.	54.00	54.00
Spare				
C1 Series only	ZHB	N.C.	27.00	27.00
Without B3J Diesel Equipment	ZHB	N.C.	18.00	18.00
With B3J Diesel Equipment				
K1 Series only				
Without B3J Diesel Equipment	ZHB	N.C.	52.00	52.00
With B3J Diesel Equipment	ZHB	N.C.	27.00	27.00

(a) D & H Charges on vehicle and optional equipment include reimbursement to ordering Division for any tax that it has paid, incurred, or assessed, to the extent that such reimbursement is available.

Description	Number	D&H(a)	Price	Price	Price
Tires: (Continued)					
L7235/85R16D Highway Steel Belted Radial Ply Blackwall (Maximum Capacity 2623-lbs) C-K2 Series only.					
Front. (Standard)	XYM				
L7235/85R16E Highway Steel Belted Radial Ply Blackwall (Maximum Capacity 3042-lbs). C-K2 Series only.					
Front. (Standard)	XYN	.24	32.00	32.24	
Rear. (Standard)	YYN				
Spare. (Standard)	ZYN	1.00	341.00	342.00	
L7235/85R16E On-Off Road Steel Belted Radial Ply Blackwall (Maximum Capacity 3042-lbs.)					
Front. K2 Series only	XYT	.76	86.00	86.76	
Rear. C-K2 Series only	YYT	.52	54.00	54.52	
Spare. C-K2 Series only	ZYT	1.26	368.00	369.26	

OTHER OPTIONS					
Air Cleaner, Pre-Cleaner	K46	N.A.	42.00	42.00	
Air Conditioning: All-Weather. Not available when V10 Cold-Climate Package is specified. Includes extra cooling. Front. Included when C69 Front and Rear Air Conditioning is specified. Recommended for front seat area cooling only. Without B3J Diesel Equipment or LE8 7.4 Liter Engine. Also includes K81 66-Amp Generator when C49 Defogger or C36 Rear Heater are not specified. Without Z62 or YE9 Also includes BB5 Headliner					
With LE8 7.4 Liter Engine. Includes K22 94-Amp Generator	C60	N.A.	888.00	888.00	
Without Z62 or YE9. Also includes BB5 Headliner	C60	N.A.	740.00	740.00	
With B3J Diesel Equipment	C60	N.A.	678.00	678.00	
Front and Rear. Rear Interior Roof Mounted. Available only when YE9 or Z62 is specified. Rear system operates on recirculating air. Without B3J Diesel Equipment or LE8 7.4 Liter Engine. Also includes K81 66-Amp Generator when C49 Defogger or C36 Rear Heater are not specified.	C69	N.A.	1160.00	1160.00	
With LE8 7.4 Liter Engine. Includes K22 94-Amp Generator	C69	N.A.	1160.00	1160.00	
With B3J Diesel Equipment	C69	N.A.	1098.00	1098.00	
Appearance, Deluxe Front: Included when YE9 is specified. Includes dark argent grille with bright trim and dual rectangular headlamps.	V22	N.A.	109.00	109.00	
Batteries: 12-Volt. 515 Cold Cranking Amps Delco Freedom. Not available when B3J Diesel Equipment is specified.	TP2	N.A.	126.00	126.00	
Auxiliary	UA1	N.A.	53.00	53.00	
Heavy-Duty Included when V10 Cold-Climate Package is specified					
Bumper Equipment:					
Bumpers, Deluxe. Front and Rear. Not available when V31 Bumper Guards are specified. Includes front and rear bumpers and black resilient impact strips	VE5	N.A.	49.00	49.00	
Guards, Chromed. Front Bumper	V31	N.A.	41.00	41.00	
Clock: Quartz Electric Not available when UM6 Radio is specified					
Without YE9. Includes Z53 Voltmeter, Temperature and Oil Pressure Gages	U35	N.A.	79.00	79.00	
With YE9	U35	N.A.	39.00	39.00	

(a) D & H Charges on vehicle and optional equipment include reimbursement to ordering Division for any tax that

Description	Number	D&H(a)	Price	Net Price
-------------	--------	--------	-------	-----------

OTHER OPTIONS

Cold-Climate Package: Not available when B3J Diesel Equipment, C60 Front or C69 Front and Rear Air Conditioning is specified. Includes special heater and defroster, K05 Engine Block Heater, anti-freeze protection to -32 degrees, and UA1 H.D. Battery.

Without Z82 Trailing Special, C36 Rear Heater or C49 Defogger. Also includes K81 66-Amp Generator
 With Z82 Trailing Special, C36 Rear Heater or C49 Defogger

Cooling System: Recommended for heavy-duty trailering. Engine Oil: Not available when B3J Diesel Equipment is specified. Included when Z82 Trailing Special is specified. Radiator, Heavy-Duty. Not available when B3J Diesel Equipment, C60 Front or C69 Front and Rear Air Conditioning is specified. C-K2 Series also not available when MX0 or MX1 Automatic Transmission is specified. Radiator and Transmission Oil: Heavy-Duty. Available only when MX0 or MX1 Automatic Transmission is specified. Not available when V01 H.D. Radiator is specified. Included when Z82 Trailing Special is specified.

Defogger, Rear Window: Electric. Available only when A33 Power Tailgate Window is specified. Not available when AJ1 Deep Tinted Glass is specified.
 Without C60 Front or C69 Front and Rear Air Conditioning, LE8 7.4 Liter Engine, B3J Diesel Equipment or Z82 Trailing Special. Includes K81 66-Amp Generator
 With C60 Front or C69 Front and Rear Air Conditioning, B3J Diesel Equipment or Z82 Trailing Special
 With LE8 7.4 Liter Engine without C60 Front or C69 Front and Rear Air Conditioning. Includes K22 94-Amp Generator

Door Lock System, Power: Available only when B85 Headliner, B3J Diesel Equipment, Z62, Y69, C60 Front or C69 Front and Rear Air Conditioning is specified.
 Side Doors only. Included with Z02 Operating Convenience Package

Rear Door. Available only when ZW9 Body is specified
Floor Covering: Mats, Color-Keyed, Floor. Removable Available only when Y69 is specified
 Front only

Rear only. Available only when B32 Front Mats are specified
Gages: Voltmeter, Temperature and Oil Pressure. Included when Y69 or U35 Electric Clock is specified

Generators:
 66-Amp Delcotron. Not available when C36 Rear Heater is specified with C49 Defogger. Included when Z82 Trailing Special, C60 Front or C69 Front and Rear Air Conditioning, B3J Diesel Equipment, V10 Cold-Climate Package, C36 Rear Heater or C49 Defogger is specified
 94-Amp Delcotron. Included when LE8 7.4 Liter Engine and C60 Front, C69 Front and Rear Air Conditioning, C36 Rear Heater or C49 Defogger is specified

Glass:
 Deep Tinted. Not available when C49 Defogger is specified. Includes tinted glass on passenger and driver's side door. Also includes dark laminated glass on side windows and rear door
 Deep Tinted with Light Tinted Rear Window. Not available when AJ1 Deep Tinted Glass is specified. Includes tinted glass on passenger, driver's side and rear doors. Also includes dark laminated glass on side windows

V10	N.A.	188.00	188.00	
V10	N.A.	126.00	126.00	
KC4	N.A.	120.00	120.00	
V01	N.A.	53.00	53.00	
V02	N.A.	59.00	59.00	
C49	N.A.	145.00	145.00	
C49	N.A.	83.00	83.00	
C49	N.A.	145.00	145.00	
AU3	N.A.	198.00	198.00	
AU6	N.A.	60.00	60.00	
B32	N.A.	15.00	15.00	
B33	N.A.	20.00	20.00	
Z53	N.A.	40.00	40.00	
K81	N.A.	62.00	62.00	
K22	N.A.	62.00	62.00	
AJ1	N.A.	280.00	280.00	
AA3	N.A.	240.00	240.00	

(a) D & H Charges on vehicle and optional equipment include reimbursement to ordering Division for any tax that it has paid, incurred or agreed to pay thereon.

Description	Option Number	Factory D&H(a)	List Price	Retail Price
-------------	---------------	----------------	------------	--------------

OTHER OPTIONS

Harness, Trailer Wiring: Heavy-Duty 7-Lead. Included when Z82 Trailering Special is specified.	UY7	N.A.	44.00	44.00
Headlamps: Halogen Hi-Beam. Available only when V22 Deluxe Front Appearance Package or YE9 is specified.	TT5	N.A.	17.00	17.00
Headlamp Warning Buzzer	T63	N.A.	11.00	11.00
Headliner, Interior: Full Length. Included when YE9, Z62, B3J Diesel Equipment, C60 Front or C69 Front and Rear Air Conditioning is specified. Includes dome lamp.	B85	N.A.	148.00	148.00
Heaters: Engine Block. 600 Watts, 120 Volts. Not available when B3J Diesel Equipment is specified. Included when V10 Cold-Climate Package is specified. Rear. Located on right side, behind rear fender well. Without C60 Front or C69 Front and Rear Air Conditioning, LE8 7.4 Liter Engine, B3J Diesel Equipment, C49 Defogger or Z82 Trailering Special. Includes K81 66-Amp Generator.	K05	N.A.	31.00	31.00
With C60 Front or C69 Front and Rear Air Conditioning, B3J Diesel Equipment, C49 Defogger or Z82 Trailering Special	C36	N.A.	256.00	256.00
With LE8 7.4 Liter Engine without C60 Front, C69 Front and Rear Air Conditioning or C49 Defogger. Includes K22 94-Amp Generator	C36	N.A.	194.00	194.00
Front, Heavy Duty. Available only when B3J Diesel Equipment is specified. Not available when C60 Front or C69 Front and Rear Air Conditioning is specified.	C42	N.A.	43.00	43.00
Hubs, Automatic Locking: K1-2 Series only	X6Z	N.A.	40.00	40.00
Lamps: Roof Marker. Five. Not available when YF5 California Emissions is specified.	U01	N.A.	50.00	50.00
Lighter, Cigarette: Included when YE9 or Z62 is specified	U37	N.A.	30.00	30.00
Mirrors, Exterior: LH and RH. Below-Eye-Line Type. 9" x 6.5" Painted Stainless Steel	D44	N.A.	50.00	50.00
D45	N.A.	83.00	83.00	
Camper Type. 7.5" x 10.5". Stainless steel. Adjustable arm feature to provide field of vision for vehicles to 96" wide. Shipped loose for dealer installation	DF2	N.A.	94.00	94.00
Moldings: Body Side, Black. Bright with black insert. Not available when YE9, B85 Bright Body Side Molding or YG3 Deluxe Molding Package is specified. Included when YG1 Custom Molding Package, ZY3 Special Two-Tone Paint, ZY5 Exterior Decor Package or Z62 is specified. Includes lower side and rear moldings of black plastic with bright trim.	B84	N.A.	115.00	115.00
Body Side, Bright. Not available when ZY3 Special Two-Tone Paint, ZY5 Exterior Decor Package, B84 Black Body Side Moldings or YG1 Custom Molding Package is specified. Included when YG3 Deluxe Molding Package or YE9 is specified. Includes bright plastic body side and rear lower moldings with black paint trim plus bright trim for front side marker lamps and taillights	B85	N.A.	144.00	144.00
Without Z62	B85	N.A.	15.00	15.00
With Z62				
Custom Package. Not available when B85 Bright Body Side Moldings, YE9 or YG3 Deluxe Molding Package is specified. Included when ZY3 Special Two-Tone Paint or ZY5 Exterior Decor Package is specified. Includes bright trim for front side marker lamps and taillights, B84 Black Body Side and wheel opening moldings.	YG1	N.A.	157.00	157.00
Without Z62	YG1	N.A.	29.00	29.00
With Z62				

Description	Option Number	Factory D&H(a)	List Price	Retail Price◇
-------------	---------------	----------------	------------	---------------

OTHER OPTIONS

Moldings: (Continued)

Deluxe Package. Included when YE9 is specified. Includes B85 Bright Body Side Moldings, bright trim for front side marker lamps and taillights and wheel opening moldings. Without ZY3 Special Two-Tone Paint, Z62 or ZY5 Exterior Decor Package YG3 173.00 173.00
 With ZY3 Special Two-Tone Paint or ZY5 Exterior Decor Package YG3 16.00 16.00
 With Z62 YG3 44.00 44.00
Guards, Door Edge B93 22.00 22.00

Operating Convenience Package: Available only when Z62, YE9, B3J Diesel Equipment, C60 Front or C69 Front and Rear Air Conditioning or BB5 Interior Headliner is specified. Includes A31 Power Windows and AU3 Power Side Door Locks ZQ2 488.00 488.00

Preliminary Price Information

Radio Equipment:
 AM Radio B3W N.A. N.A.
 AM/FM Radio U63 112.00 112.00
 AM/FM Stereo Radio U69 171.00 171.00
 AM/FM Stereo Radio with Stereo Cassette Tape U58 198.00 198.00
 AM/FM Stereo Radio with Seek and Scan, Stereo Cassette Tape and Digital Clock. Includes dual rear speakers and Windshield Antenna. Included with Radio UN3 298.00 298.00
Seats: Seat trim matches front seat whether standard or optional. Includes seat area floor covering, floor insulation and (3) seat belts. *Dealer Note* - One of the following seat options must be specified. (Added weight includes passenger weight allowance of 150-lbs per seating position. Refer to vehicle and option weight section of Data Book).
 Center only, Non-adjustable type with independent LH and RH folding sections UM6 419.00 419.00
 Center and Rear. Includes non-adjustable center and quick release removable type rear seats. (3) additional seat belts plus LH and RH rear arm rests with ashtrays.
 C1 Series only. Available only when HA or HB P235/75R15 Tires are specified. U76 32.00 32.00
 Without B3J Diesel Equipment. Also includes F59 Stabilizer AT5 377.00 377.00
 With B3J Diesel Equipment AS3 722.00 722.00
 C-K2 or K1 Series only. K1 Series available only when HA or HB P235/75R15 Tires are specified AS3 684.00 684.00
 Optional Seat Not Desired AS3 684.00 684.00
 YG4 NO ADDITIONAL CHARGE

Shield, Fuel Tank:

C1-2 Series only.
 Without NE2 Fuel Tank NY1 49.00 49.00
 With NE2 Fuel Tank NY1 123.00 123.00
 K1-2 Series only. Includes transfer case skid plate.
 Without NE2 Fuel Tank NY1 90.00 90.00
 With NE2 Fuel Tank NY1 164.00 164.00

Shock Absorbers: Front and Rear, Heavy-Duty. C1 Series only. Standard on C-K2 Series. Included when Z82 Trailering Special is specified F51 34.00 34.00
Shocks, Front Quad: K1-2 Series only. Includes dual left and right hand shock absorbers on front. Heavy-duty shock absorbers on rear and a front axle nose bumper to limit axle windup.
 K1 Series only Z75 128.00 128.00
 K2 Series only Z75 94.00 94.00

Speed Control, Electronic: Not available when MM4 4-Speed Transmission is specified K34 195.00 195.00

(a) D & H Charges on vehicle and optional equipment include reimbursement to ordering Division for any tax that

Description	Option Number	Factory D&H(a)	List Price	Net Price
-------------	---------------	----------------	------------	-----------

OTHER OPTIONS

Springs: Front, Heavy-Duty. Capacity 2250-lb each. K1 Series only. Recommended for snowplow type usage only.

- Without Z75 Front Quad Shock Absorbers. Includes H.D. front and rear shock absorbers F60 92.00
- With Z75 Front Quad Shock Absorbers F60 59.00
- K2 Series only F60 59.00

Stabilizers:

Front. 1" diameter. C1 Series only. Included when AS3 Seats or B3J Diesel Equipment is specified F59 38.00

Front, Heavy-Duty. 1.25" diameter. C2 Series only. Standard on K1-2 Series F58 17.00

Steering:

Standard on K1-2 Series. Included when Z82 Trailing Special or B3J Diesel Equipment is specified N41 260.00

Power, Not Desired. C1-2 Series only. Not available when Z82 Trailing Special or B3J Diesel Equipment is specified N51 NO ADDITIONAL CHARGE

Steering Wheel: Comfortiit

Standard on K1-2 Series N33 115.00

Tanks, Fuel: Replaces production fuel tank.

Approximately 31-Gallon Capacity for Gasoline and 32-Gallon Capacity for Diesel NK7 43.00

Approximately 40-Gallon Capacity for Gasoline and 41-Gallon Capacity for Diesel NE2 99.00

Capacity for Diesel V76 36.00

Towing Device: Two front towing hooks.

Standard on K1-2 Series VR2 58.00

Trailer Hitch:

Deadweight Type. Not available when Z82 Trailing Special is specified VR2 58.00

Weight Distributing Platform Type. Not available when VR2 Deadweight Type Trailer Hitch is specified. Included when Z82 Trailing Special is specified VR4 155.00

Trailing Special Equipment:

Includes VR4 Weight Distributing Hitch Platform, UY7 Wiring Harness and V02 H.D. Radiator Transmission Oil Cooler. (See *Trailing Guide for GCW Ratings with available power team combinations.*)

C1 Series only. Available only when 3.73 or 3.42 rear axle ratio is specified. With B3J Diesel Equipment not available when YF5 California Emissions are specified. Also includes F51 H.D. Shock Absorbers.

Without B3J Diesel Equipment. Available only when LS9 5.7 Liter Engine is specified. Also includes KC4 Engine Oil Cooler and N41 Power Steering.

Without C60 Front or C69 Front and Rear Air Conditioning, C36 Rear Heater or C49 Defogger. Also available only when V01 H.D. Radiator is specified. Also includes K81 66-amp generator

With C60 Front or C69 Front and Rear Air Conditioning, C49 Defogger or C36 Rear Heater Z82 734.00

With B3J Diesel Equipment Z82 672.00

C2 Series only. Available only when MX0 or MX1 Automatic Transmission is specified. Z82 258.00

Without B3J Diesel Equipment. Also includes N41 Power Steering and KC4 Engine Oil Cooler.

Without C60 Front or C69 Front and Rear Air Conditioning, LE8 7.4 Liter Engine, C36 Rear Heater or C49 Defogger. Also includes K81 66-Amp Generator Z82 700.00

With LE8 7.4 Liter Engine. Includes K22 94-Amp Generator Z82 700.00

With C60 Front or C69 Front and Rear Air Conditioning, C36 Rear Heater or C49 Defogger Z82 638.00

With B3J Diesel Equipment Z82 258.00

(a) D. & H. Charges on vehicle and optional equipment include reimbursement to ordering Division for any tax that


CAB & BODY FEATURES

CAB DIMENSIONS


SEATING ARRANGEMENTS

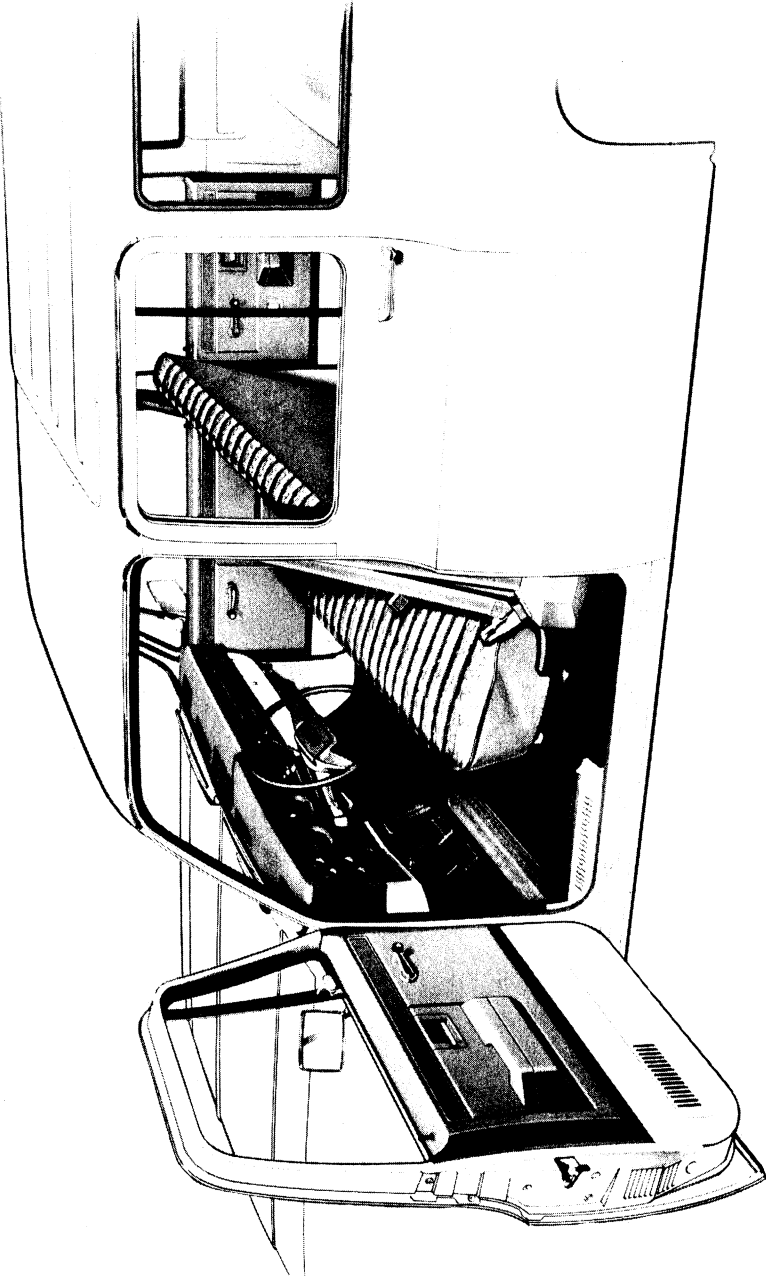
COLOR & TRIM CHARTS

TWO-TONES




- **Bumpers:** Front and rear; chromed
 - **Color:** See Interior and Exterior Color Selection Chart
 - **Doors:** Four side doors, two LH and two RH; two rear panel doors (optional endgate with drop-glass available)
 - **Glass:** Tinted; all windows; includes shade band on upper windshield
 - **Grille and Headlamp Bezels:** Molded plastic; painted argent; integral Chevrolet emblem/GMC letters at center of grille
 - **Horn:** Single, electric, low-note
 - **Hub Caps:** Bright metal with black trim
 - **Keys:** Two-key system with separate keys for ignition switch and door locks
 - **Lights:**
 - Backup lamps: Two rear (integral with taillamps)
 - Combination parking/direction/hazard: Two front
 - Combination tail/stop/direction/hazard: Two rear
 - Headlamps: Two, rectangular
- EXTERIOR**
- License plate lamp: Single rear
 - Side marker lamps with reflectors: Two front; two rear (integral with taillamps)
 - **Mirrors:** RH and LH fixed arm with adjustable 5-7/16" wide x 4" high head; chrome finish
 - **Moldings:** Bright; drip moldings over side and rear doors; headlamp and grille outline moldings
 - **Nameplates:** Bright "Custom Deluxe/Sierra" nameplates, with series designation, on front fenders near doors; bright "Suburban" nameplate on RH rear door
 - **Tools:** Mechanical jack and wheel wrench
 - **Wheels:** Painted white
 - **Windshield Wipers and Washers:** Electric; 2-speed wipers with black finish on exposed metal portions; wet-arm demand-type washer system





INTERIOR

- **Armrests:** RH and LH padded; integral with side door trim panels
- **Ashtrays:** In middle of instrument panel and in rear side door trim panels
- **Coat Hooks:** Over RH and LH rear side door openings
- **Colors:**
Painted areas: Same as exterior primary color choice
Interior trim: Coordinated with seat trim color choices
- **Floor Covering:** Embossed black rubber mats over entire floor area; color-keyed carpeting on rear face of seat backs on center seats (when optional center seats are ordered)
- **Heater and Defogger:** Deluxe-air
- **Hood Lock Release:** Handle located on LH side under instrument panel
- **Instrument Cluster Bezel:** Black crackle finish with bright trim panel
- **Instruments:**
Gages: Speedometer, odometer and fuel
Switches: Main, for control of exterior lights, instrument cluster lights, and interior lights; multi-function switch on steering column for direction signals by moving lever up or down (includes lane change position), headlamp beams by pulling lever toward driver, windshield wiper by turning band marked "WIPER" toward or away from driver, and windshield washer by pushing in the lever knob; ignition with key-in warning buzzer; hazard warning; heater fan
Warning lights: Generator, oil pressure, engine temperature, seat belt, service-parking brake, direction/hazard signal, high beam
- **Instrument Panel Control Knobs:** Soft black plastic (except heater and wiper-washer controls) with white graphic identification
- **Instrument Panel Pad:** Color-keyed, energy-absorbing foam type
- **Insulation and Sound Deadening Material:** Dash (firewall), under floor mats and under front seat at center (includes extra-thick insulation in center seat area when optional seat is ordered)
- **Lights:** Instrument cluster and cab interior lights
- **Mirror, Rearview:** 10" prismatic with soft vinyl rim
- **Seat:** Full-width, full-depth foam bench-type front seat only with embossed grained all-vinyl trim. See Interior and Exterior Color Selection Chart for color and trim availability
- **Seat Belts:** Front only, non-detachable combination lap and shoulder belts for outboard positions with automatic-locking retractors on lap belts; emergency-locking retractors on shoulder belts, and switch in driver's lap belt retractor for buzzer warning system; lap belt with manual adjustment for center position. All seat belts are color-keyed with pushbutton type buckles
- **Sill Plates:** Door-opening protection and floor mat retention; bright metal; partial for front side doors, full-length for rear side doors, and full-width front and rear for rear compartment platform
- **Spare Tire Carrier:** LH rear side
- **Steering Wheel and Column:** 16" black, soft plastic wheel with 2 spokes; black energy-absorbing steering column with anti-theft locking feature
- **Storage Box:** In RH side of instrument panel; door has bright turn-type latch release
- **Sunshades:** RH and LH padded; color-keyed




Chevrolet model shown (GMC model available)

EXTERIOR

- **Bright Appearance Items:** "Scottsdale/High Sierra" nameplates, with series designation, on front fenders
- **Body side and rear molding trim**
- **Side marker lamp and taillamp trim**
- **Windshield reveal moldings**
- **Rear side window trim**
- **Horn:** Additional, electric, high-note
- **Moldings:** Black plastic body side and rear moldings with bright trim


- **Front fenders**
- **Chevrolet emblem/GMC letters at grille center**
- **Dome lamp trim**



INTERIOR

- **Bright Appearance Items:** "Scottsdale/High Sierra" nameplate on instrument panel pad
- **Trim on instrument cluster bezel and instrument panel pad applique**
- **Cigar Lighter:** With fiber optic illuminated ashtray
- **Dome Lamps:** Two; one front, one rear
- **Dome and Interior Lamp Switches:** Front and rear side door actuated (dome and interior lamps also may be activated by main light switch)
- **Floor Covering:** Color-keyed rubber mat in front seat area (also in center and rear seat areas when optional center seat is ordered)

- with fiberglass blanket backing; includes matching retainer moldings
- **Insulation:** Under cowl panel and on back of headliner
- **Pillar Trim Panels:** Color-keyed molded plastic on windshield pillars and center door pillars
- **Seats:** Embossed grained all-vinyl trim standard. Also available at extra cost: 1) textured velour cloth/vinyl trim; or 2) all-vinyl pigskin grained trim. See Interior and Exterior Color Selection Chart for color and trim availability
- **Sill Plates:** Full-length bright metal for front side doors
- **Spare Tire Cover:** Color-keyed carpet



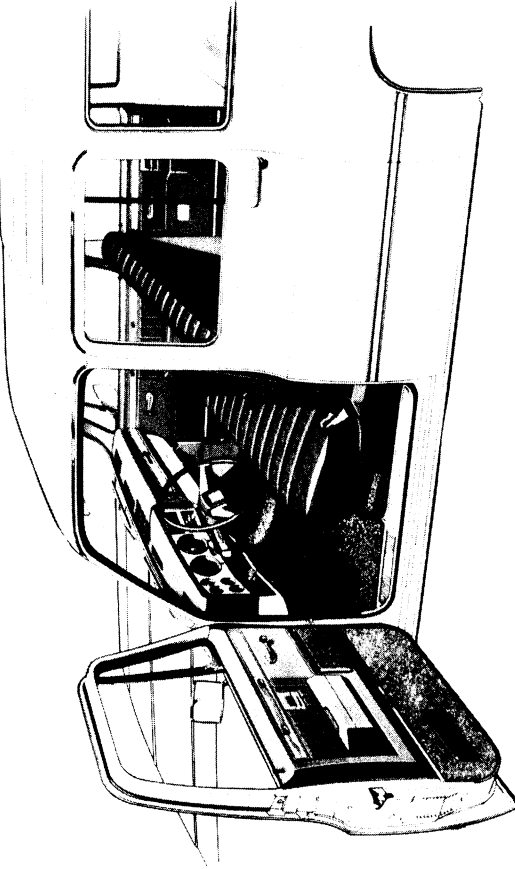
GMC model shown (Chevrolet model available)

EXTERIOR

- **Bright Appearance Items:** "Silverado/Sierra Classic" nameplates, with series designation, on front fenders
Chrome-trimmed grille and headlamp bezels (Chevrolet models only)
Body side and rear door (or tailgate) moldings with black paint trim

Bright wheel opening lip moldings

- **Body-to-Fender Insulators**
- **Grille and Headlamp Bezel Paint:** Dark argent (Chevrolet); argent/dark argent (GMC)
- **Hood Insulator**
- **Special Headlamps:** Rectangular; dual RH and LH

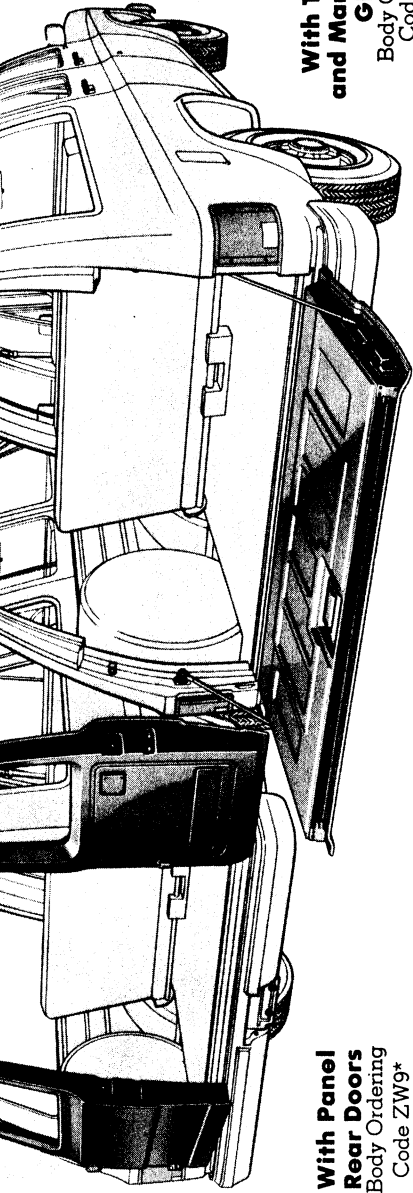


INTERIOR

- **Bright Appearance Items:** "Silverado/Sierra Classic" nameplate on instrument panel pad
"Silverado/Sierra Classic" nameplate on instrument panel pad
MM4 four-speed transmission shift lever (C1-2 models only)
Trim on side door trim panels, and on horn button
- **Cowl Panel Trim:** Color-keyed molded plastic on entire surface of cowl side panels
- **Floor Covering:** Color-keyed carpeting; front seat area (also in center and rear seat areas and on wheelhousings)
- **Garnish Moldings:** Color-keyed molded plastic for body sides (in side rear window areas), lower rear lock pillars, and upper rear doors
- **Headliner:** Full length, color-keyed, foam backed cloth; includes matching retainer moldings
- **Instrument Cluster:** Voltmeter, engine temperature gage, and oil pressure gage warning lights; includes pewter-toned brush-finished bezel
- **Instrument Panel Pad Applique:** Pewter-toned brushed finish

rear seat areas when optional center seat is ordered), on back of headliner, and on body side trim panels

- **Seats:** Choice of: 1) all-vinyl pigskin grained trim; or 2) textured velour cloth/vinyl trim. Also available at extra cost: High back bucket seats are available in Custom Vinyl or Custom Cloth (includes console). See Interior and Exterior Color Selection Chart for color and trim availability
- **Trim Panels:** Color-keyed molded plastic door trim panels (with door closing assist strap and vinyl stowage pockets; on front door units only); includes pewter-toned brush-finished upper decorative inserts having bright, black, and silver borders, cloth inserts in armrest area plus carpeting on lower portions. Vinyl-covered color-keyed molded plastic body side trim panels (in rear quarter areas) with carpet trim. Vinyl-covered color-keyed hardboard lower rear door trim panels with carpet trim. (Color-keyed molded plastic tailgate trim panel with carpet trim for models with optional tailgate)
- **Steering Wheel:** Bright trim on horn button



With Panel Rear Doors
Body Ordering Code ZW9*

With Tailgate and Manual Drop Glass
Body Ordering Code E55*

Suburban models have 4 side doors, two front and two rear. Front side doors are equipped with drop-glass and ventipane assemblies; the rear side doors have a drop-glass in the forward portion and fixed glass in the rear portion. The rear quarter windows have fixed glass.

All Suburbans ordered with Body Ordering Code ZW9 have panel-type rear doors incorporating fixed glass, positive fork-cam latches, and an outside key lock. A 2-position, strap-type check on each door permits either a 118- or 162-degree door opening, depending on how the retaining pin is positioned; full door opening of 172-degrees is obtained by removing the retaining pin.


Suburbans ordered with Body Ordering Code E55 have a tailgate with a manually-controlled curved drop glass. Operation of the window is through an articulated crank-type regulator handle on the tailgate outer panel; a key lock cylinder is concealed in the regulator handle, and must be unlocked before the window can be lowered. After the window is lowered, the tailgate can be lowered by moving the release handle at the upper center of the tailgate inner panel. When the tailgate is open, it is supported by reel-type cables. Embossments on the tailgate inner panel facilitate loading of large objects. An optional electric tailgate window is available by ordering RPO A33.

*Both models shown with optional folding center and removable rear seats

CUSTOM OPTIONS

Chromed Bumpers with Rub Strips

(RPO VE5)



Chromed bumpers with rub strips are available optionally on all Suburban models.


Custom Trim Moldings

(RPO B84, B96, YG1)

Body side and rear trim moldings (RPO B84) are black plastic with bright trim and are available for standard Suburban models. They are included in the Custom Molding Package (RPO YG1) for standard and Scottsdale/High Sierra models which also includes bright wheel opening moldings with black paint trim (RPO B96) and bright trim for front side marker lamps and taillamps.

(RPO B85, B96, YG3)


Bright plastic body side and rear moldings with black paint trim (RPO B85) are available for standard and Scottsdale/High Sierra Suburban models. They are included in the Deluxe Molding Package (RPO YG3) which also includes the wheel opening moldings (RPO B96) and other bright lamp trim items described above for RPO YG1.



Chromed Front Bumper Guards

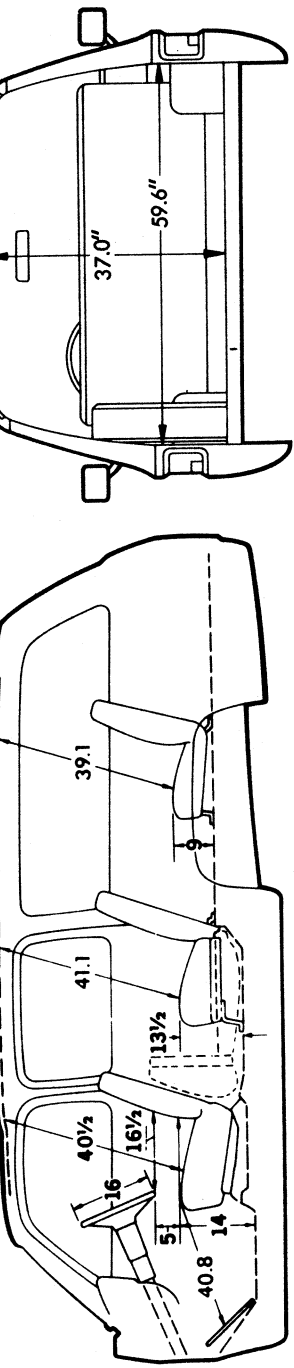
(RPO V31)

Chromed front bumper guards with rub strips are available optionally on Suburban models. Not available when chromed bumpers with



Wheel Covers

Steel wheel covers are available on all Suburban models.

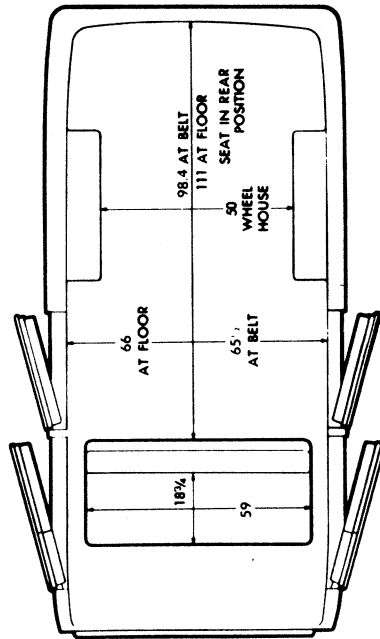


GLASS AREA (Sq. in.)

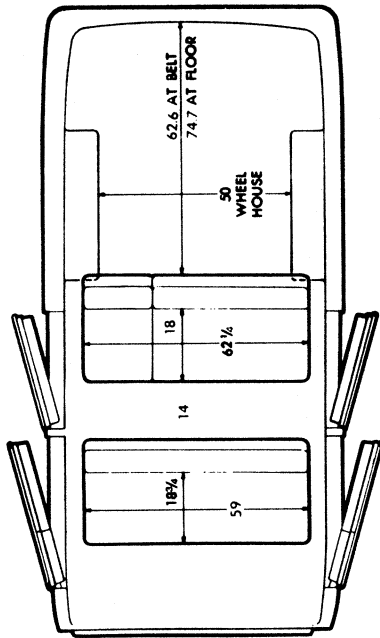
Windshield	1421	Side rear window (each side)	1074
Front side door, including ventipane (each side)	470	Rear: ZW9 panel doors (total)	654
Rear side door (each side)	488	E55 tailgate	1041

SEATING ARRANGEMENTS

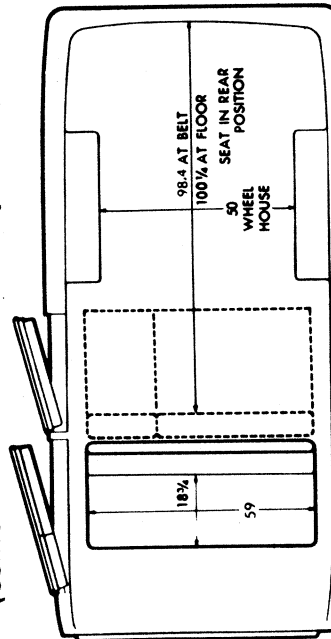
Front Seat
Standard full-depth foam front seat



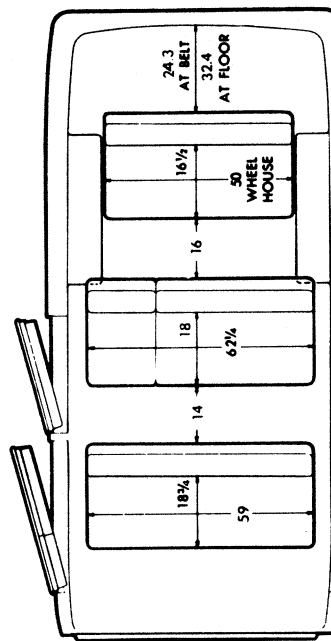
Front and Folding Center Seats
Standard front and RPO AT5 folding center seats



Front and Folding Center Seats
Standard front and RPO AT5 folding center seats
(Center seats shown in folded position)




Front, Folding Center and Rear Removable Seats
Standard front, RPO AT5 folding center and
RPO AS3 removable rear seats




Color Code 1	Color Code 2	RECOMMENDED INTERIOR TRIM COLOR	Color Code 1	Color Code 2	RECOMMENDED INTERIOR TRIM COLOR	Color Code 1	Color Code 2	RECOMMENDED INTERIOR TRIM COLOR
CUSTOM DELUXE/SIERRA Vinyl Bench Seat	Std.	VDD1	19	19	X	VDD1	19	X
SCOTSDALE/HIGH SIERRA Vinyl Bench Seat	Z62	VDD1	19	90	X	VDD1	19	X
Custom Vinyl Bench Seat		XDD1	19	61	X	XDD1	19	X
Custom Cloth Bench Seat		LDD1	19	12	X	LDD1	19	X
SILVERADO/SIERRA CLASSIC Custom Vinyl Bench Seat	YE9	XDD1	21	21	X	XDD1	21	X
Custom Cloth Bench Seat		LDD1	21	29	X	LDD1	21	X
Custom Vinyl Reclining Bucket		XDD6	21	90	X	XDD6	21	X
Custom Cloth Reclining Bucket		LDD6	21	12	X	LDD6	21	X
EXTERIOR COLORS w/ZY1 or ZY3 PAINT								
BLACK, MIDNIGHT Gray, Steel (Metallic)			19	19	X			X
Tan, Doekin			19	61	X			X
White, Frost			19	12	X			X
BLUE, LIGHT (Metallic) Blue, Midnight			21	21	X			X
Gray, Steel (Metallic)			21	29	X			X
White, Frost			21	12	X			X
BLUE, MIDNIGHT Blue, Light (Metallic)			29	29	X			X
Gray, Steel (Metallic)			29	90	X			X
White, Frost			29	12	X			X
BRONZE, INDIAN (Metallic) Tan, Doekin			66	66	X			X
White, Frost			66	61	X			X
COPPER, CANYON (Metallic) Black, Midnight			55	55	X			X
Tan, Doekin			55	19	X			X
White, Frost			55	61	X			X
GOLD, NEVADA (Metallic) Black, Midnight			67	67	X			X
Tan, Doekin			67	19	X			X
White, Frost			67	61	X			X
GRAY, STEEL (Metallic) Black, Midnight			90	90	X			X
Blue, Light (Metallic)			90	19	X			X
Blue, Midnight			90	21	X			X
Red, Apple			90	29	X			X
White, Frost			90	72	X			X
RED, APPLE Gray, Steel (Metallic)			72	72	X			X
Tan, Doekin			72	90	X			X
White, Frost			72	61	X			X
TAN, DOESKIN Black, Midnight			61	61	X			X
White, Frost			61	19	X			X
WHITE, FROST Black, Midnight			12	12	X			X
Blue, Light (Metallic)			12	19	X			X
Blue, Midnight			12	21	X			X
Red, Apple			12	29	X			X
Gray, Steel (Metallic)			12	72	X			X
Tan, Doekin			12	90	X			X
w/ZY5 PAINT (Interior and Exterior Combinations Shown are the Only Combinations Available)								
BLACK, MIDNIGHT/Red, Apple			19	72	X			Vermillion/Black
BLACK, MIDNIGHT/Gray, Steel (Met)			19	90	X			Vermillion/Black
BLACK, MIDNIGHT/Tan, Doekin			19	61	X			Vermillion/Black
BLACK, MIDNIGHT/White, Frost			19	12	X			Vermillion/Black
BLUE, LIGHT (Met)/Blue, Midnight			21	29	X			Light Blue/Dark Blue
BLUE, LIGHT (Met)/Gray, Steel (Met)			21	90	X			Dark Blue/White
BLUE, MIDNIGHT/Blue, Light (Met)			29	21	X			Light Blue/Dark Blue
BLUE, MIDNIGHT/Gray, Steel (Met)			29	90	X			Vermillion/Light Slate
BRONZE, INDIAN (Met)/Tan, Doekin			66	61	X			Almond/Dark Brown
BRONZE, INDIAN (Met)/White, Frost			66	12	X			Almond/Dark Brown
COPPER, CANYON (Met)/Tan, Doekin			55	61	X			Dark Brown/Almond
COPPER, CANYON (Met)/White, Frost			55	12	X			Almond/Dark Brown
RED, APPLE/Black, Midnight			72	19	X			Vermillion/Black
RED, APPLE/Gray, Steel (Metallic)			72	90	X			Vermillion/Dark Carmine
RED, APPLE/Tan, Doekin			72	61	X			Vermillion/Black
RED, APPLE/White, Frost			72	12	X			Vermillion/Black
GRAY, STEEL (Met)/Black, Midnight			90	19	X			Vermillion/Black
GRAY, STEEL (Met)/Blue, Light (Met)			90	21	X			Dark Blue/Light Blue
GRAY, STEEL (Met)/Blue, Midnight			90	29	X			Light Blue/Dark Blue
GRAY, STEEL (Met)/Red, Apple			90	72	X			Vermillion/Black

Color Code 1	Color Code 2	RECOMMENDED INTERIOR TRIM COLOR	Color Code 1	Color Code 2	RECOMMENDED INTERIOR TRIM COLOR	Color Code 1	Color Code 2	RECOMMENDED INTERIOR TRIM COLOR
VSS1		X	VSS1		X	VSS1		X
LTT1		X	LTT1		X	LTT1		X
LTS6		X	LTS6		X	LTS6		X

Solid color paint (ZY1) is standard on all models. All painted areas of the body and front end sheet metal are the same color.




GMC model shown (Chevrolet model available)



Chevrolet model shown (GMC model available)

Special two-tone (ZY3) paint colors include the YG1 molding package consisting of black vinyl body side and rear moldings with bright trim, bright wheel opening moldings, and bright trim for front side marker lights and tail lights (except with the YG3 molding package or the Silverado/

Sierra Classic Model Option where bright body side and rear moldings with black paint trim are substituted). Color code 1 is applied to the areas above the moldings (including the roof). Color code 2 is applied to the areas below the moldings.



GMC model shown (Chevrolet model available)

Exterior Decor Package (ZY5) paint colors and trim are available (see Interior and Exterior Color Availability Chart). The package includes the moldings described under Special Two-Tone. In addition, it includes dual-tone body side and rear tape decal striping keyed to the exterior body color. This striping is applied to the front fenders, side doors and body sides and rear a few inches above the styling crease line. The areas above the striping and below the molding are painted color code 1. Color code 2 is used between the striping and the molding. A bright spring-loaded, stand-up type hood ornament is included on gasoline engine models.

