



94 Suburban

ORDERING INFORMATION

Focus Vehicle—C1500 Suburban with Silverado trim. This vehicle is popular with buyers desiring a high trailering capability and a comfortable, spacious interior and has seating for up to 9 passengers. When equipped with PEG 3 (N1A3), this model represents an excellent opportunity for high-volume Suburban sales at your dealership.

Feature Vehicle—C1500 Suburban with Silverado trim and special trailering equipment package (detailed on the following sheet).

Performance

■ **5.7 Liter V8 Engine with Electronic Fuel Injection**—low maintenance, reliable cold weather starting, smooth idling and high fuel efficiency, generates 210 hp/300 lb.-ft. of torque, capable of towing up to 7,000 lbs. when properly equipped
 ■ **Four-Speed Electronically Controlled Automatic Transmission with Overdrive**—for smooth, consistent shifts whether carrying small payload or towing trailer
 ■ **Four-Wheel Anti-Lock Brake System**—reduces chance of wheel lockup helping driver maintain control during severe braking, even on slippery surfaces
 ■ **Independent Front Suspension**—pivotet upper and lower control arms reduce deflection, allowing front wheels to travel straight up and down. Helps to keep tires in firm contact with the road providing smooth, stable ride and good directional control under a variety of conditions

Options

■ **Engine Choices**—Suburban offers several powerplants for a wide range of uses, including the standard 5.7 Liter V8, 5.5 Liter light and heavy duty Turbo Diesels, and the 7.4 Liter V8. Suburban can tow up to 10,000 lbs. when properly equipped
 ■ **Trim Levels**—Choice of Cheyenne (standard) or Silverado Decor offers value in the more economical or uplevel range with many comfort, appearance and convenience features
 ■ **Sound Systems**—available systems to fit a range of budgets and needs include graphic equalizer, cassette tape, extended range front and rear speakers

Work Credentials

■ **Folding Center Seatback, Removable Third-Row Seat**—versatility of over 149.5 cu. ft. of cargo space with third-row seat removed and second-row seat stowed, optional nine-passenger comfort when front, center and third-row seats installed
 ■ **Chrome Plated Cargo Tie-Down Hooks**—for securing loads to floor
 ■ **Two-Stage Variable-Rate Multi-Leaf Springs**—on rear suspension provide excellent ride under light loads and strong support capability under heavy loads


Easy

—**TO OWN**
 ■ **Scotchgard™ Fabric Protector**—on cloth seats, door panels, carpet, resists stains for easy cleanup
 ■ **Remote Release Liftgate**—release glass from inside vehicle with instrument panel-mounted switch
 ■ **Rear Window Wiper and Washer System**—helps maintain clear rear vision through all kinds of weather and road conditions (N/A with rear panel doors)
 —**ON THE MIND**
 ■ **Brake/Transmission Shift Interlock**—prevents lever from inadvertently shifting out of Park, brake pedal must first be depressed
 ■ **Center High-Mounted Stop Lamp**—highly visible signal helps prevent rear end collisions
 ■ **Roadside Assistance**—24-hour service assistance via Chevrolet's toll-free "800" number. Fast response for towing, repairs, and other services

Reliability/Durability

■ **Basecoat/Clearcoat Paint**—high gloss shine, long-lasting exterior finish resists fading
 ■ **Anti-Chip Coating**—on lower body surfaces helps prevent damage to finish
 ■ **Serpentine Accessory Drive Belt**—automatic tension adjustment, designed to provide longer service life than conventional belt systems
 ■ **Bumper-to-Bumper Plus Warranty**—3-year/36,000-mile, no-deductible limited warranty, includes parts, labor. 6-year/100,000-mile body sheet metal rust-through protection, 5-year/50,000-mile emissions control system coverage. (Tires covered by their manufacturer.)
 ■ **Chevrolet Diesel Engine Warranty**—5-year/100,000-mile warranty, \$100 deductible after 3 years/36,000 miles

RED ■ : New Feature
 BLACK ■ : Focus Vehicle Feature



**FOCUS/
 FEATURE
 VEHICLE:
 C1500
 SUBURBAN
 WITH
 SILVERADO
 TRIM**


94 Suburban

Trim Color/Seat Style Availability


Vinyl
available in Beige, Blue, Garnet
and Gray

Custom Cloth
available in Beige, Blue, Garnet
and Gray


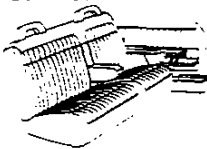
Ultrasoft Leather
available in Beige and Gray



Bench Seat - Cheyenne




Bench Seat - Silverado



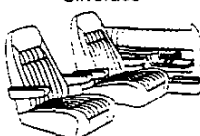
Reclining High-Back Bucket Seat
Silverado



Reclining Split Bench Seat
Silverado




Reclining High-Back Bucket Seat
Silverado



Four Most Popular Exterior Colors By Percentage

Below are the anticipated four most popular Suburban colors for 1994 based on national sales volume. They are listed for reference only. To identify the top selling colors in your area, by model, use the Retail Sales Analysis (RSA).



- Teal Blue Metallic 22%
- Summit White 19%
- Burnt Red Metallic 12%
- Indigo Blue Metallic 11%

Four Most Popular Exterior Colors with Corresponding Interior Color Availability

		I N T E R I O R			
		Beige	Blue	Garnet	Gray
EXTERIOR	Teal Blue Metallic	■			■
	Summit White	■	■	■	■
	Burnt Red Metallic	■		■	■
	Indigo Blue Metallic	■	■		■

NOTE: New Suburban exterior colors are Atlantic Blue Metallic, Light Autumnwood Metallic and Dark Autumnwood Metallic.

Wheels



15" or 16" Standard steel-painted
Argent with Black hub ornament



15" or 16" Optional Rally Wheel
trim with Bright trim ring



Full Wheel Cover - Standard on
Silverado



15" Optional 2WD cast-aluminum -
C1500 models only



16" Optional 4WD cast-aluminum -
K1500 models only

'94 Suburban

Forecasted Percent of Mix

Series	
C/K1500	85%
C/K2500	15%
Total	100%
Models	
Panel Doors	75%
Tailgate	25%
Total	100%
Trim Levels	
Cheyenne	5%
Silverado	95%
Total	100%
Engines	
5.7L	80%
6.5L	10%
7.4L	10%
Total	100%
Transmissions	
MXO (automatic)	100%
Total	100%

Additional Information on Significant Features

- **Suburban's cargo capacity** is big enough for nearly any job. With rear seat removed and the second seat folded down, Suburban's cargo area is 149.5 cu. ft., and can be loaded with 4x8 sheets of plywood with the tailgate closed. C1500 Suburban has a payload capacity over 2,100 lbs. (C2500 has a payload capacity over 3,300 lbs.), it is capable of handling almost any job.
- The **Heavy Duty Trailering Package** includes extra capacity cooling for the engine and transmission, and a trailering capacity up to 10,000 lbs. when properly equipped (with the 7.4 Liter V8).
- **Two-Stage Variable-Rate Multi-Leaf Springs**—on rear suspension provide an excellent ride under light loads, as well as strong support under heavy loads. Two different spring rates are utilized: at stage one, the springs support a light load, for example a few passengers. At stage two, the springs compress to the second stage, by-passing the first, to support heavier loads.

Deletions

- Three exterior colors have been dropped this year: **Smoke Blue Metallic, Sand Beige Metallic and Slate Metallic.** They are replaced by three new exterior colors: **Atlantic Blue Metallic, Light Autumnwood Metallic and Dark Autumnwood Metallic.**

MODELS PASSENGERS

Suburban (CC10906)	3
Suburban (CK10906)	3

DIMENSIONS

Wheelbase (inches)	131.5
Length (overall-inches)	218.9
Width (overall-inches)	73.6
Payload (pounds-tire dependent)	
C10906 5.7L V8	2123
K10906 5.7L V8	2052
GVWR	
C10906	6800
K10906	7200
Fuel Tank Capacity	42 Gal.

POWER TEAMS

STANDARD ENGINE

RPO L05 5.7 Liter V8 Engine with Electronic Fuel Injection (EFI)

STANDARD TRANSMISSION

RPO MX0 4-Speed Electronically Controlled Automatic w/Overdrive

STANDARD EQUIPMENT SUMMARY

EXTERIOR

Brakes: Front disc/rear drum. 4-wheel anti-lock
 Bumper: Front and rear chrome with black rub strip and rear step pad
 Doors: Rear Panel with black composite fiber trim panels
 Grille: Molded plastic grille and front lamp bezels painted light and dark argent
 Headlamps: Single rectangular halogen
 Mirrors: Black RH and LH below-eye-line painted. Size is 9.0" x 6.5".
 Molding: Body side and rear black moldings with bright trim and bright wheel opening moldings
 Spare Tire/Wheel: Full size spare tire and wheel. Spare tire carrier is mounted inside vehicle behind LR wheelhouse
 Tow Hooks: Two front on 4-wheel drive models
 Wheels: Four argent painted steel
 Wheel Trim: Black hub caps
 Windshield Wipers: Intermittent

INTERIOR

Armrests: RH and LH padded integral door
 Cigarette lighter with ashtray light
 Cupholders, Mounted Under Dash with Bench or 60/40 Seat (s). Located in Center Console with Bucket Seats
 Dome Lamps: Two with front door actuated switches
 Door Guard Beams: Side
 Floor Covering: Embossed full two-piece black vinyl molded mat
 Gages: Engine temperature, fuel level, odometer, oil pressure, speedometer, telltale lights, trip odometer and voltmeter
 Glass: Tinted, Solar-Ray, all windows
 Headlamp warning buzzer
 Headliner: Full length, color-keyed, cloth with matching retainer moldings and three assist handles (RF, LR, RR)
 Heater: Heavy duty deluxe
 Jack: Tools include mechanical jack and wheel wrench stowed inside vehicle over LR wheelhouse
 Lift Glass Release (w/E55 Tailgate Only)
 Mirror: 10" rearview
 Radio: Electronically tuned AM/FM stereo radio with seek-scan and digital clock
 Rear Quarter Trim Panels: Black composite fiber. With C36 heater, C69 air or AS3 seating, panels are cloth
 Scotchgard Fabric Protector on cloth trim and door panels
 Seats: Front 3-passenger full bench seat with custom vinyl trim
 Sunshades: Color-keyed cloth RH and LH padded
 Steering Wheel: 4-spoke

OPTIONAL UPLEVEL DECOR
SILVERADO DECOR LEVEL (RPO YE9)

The following equipment is in addition to or replacing items included in the Standard decor

EXTERIOR

Bumpers: Front and rear chromed with black rub strip and front bumper guards (front rub strip has bright trim and rear rub strip has integral step pad)
Grille: Chrome
Headlamps: Dual composite halogen
Moldings: Black body side and rear moldings with bright trim and bright wheel opening moldings
Wheels: Rally trim

INTERIOR

Door Trim: Vinyl door trim panels with cloth inserts and carpet trim. Front door panels with map pockets.
Coordinated rear door/tailgate and rear sidewall trim panels are included
Floor Covering: *Color-keyed full two-piece carpeting*
Removable, color-keyed vinyl front and rear floor mats
Horn: Dual note
Jack: Tools include mechanical jack and wheel wrench enclosed and stowed inside vehicle over fully trimmed wheelhouse
Lighting, Auxiliary: All door actuated dome lamps, front and rear map lights, glovebox light, ashtray light and a retractable underhood service lamp
Seats: Front 3-passenger bench-type seat with textured velour custom cloth and folding 3-passenger 60/40 split second seat w/easy entry. Optional seating includes auxiliary rear floor mats
Spare Tire/Wheel: Full size spare and wheel. Spare tire carrier with color-keyed carpeted cover is mounted inside vehicle behind LR wheelhouse
Sunshades: Padded, color-keyed RH and LH with *extenders and illuminated mirrors*. LH has *storage strap*
Steering Wheel: 4-spoke with simulated stitched leather appearance

MODEL AND BODY

Description	Model No.	Body	Description	Model No.	Body
*21,046.00 2-Wheel Drive Model	CC10906	ZW9	*23,297.00 4-Wheel Drive Model	CK10906	ZW9

*Includes Destination & Handling Charges

EMISSIONS (Must Order One) (Refer Emission Requirements Section)

- FE9 Federal Emission Requirements
- NA6 High Altitude Emission Requirements
- NG1 New York State Emission Requirements
- YF5 California Emission Requirements
- NB8 California or New York State Emission Override (Reqs FE9 Federal or NA6 High Altitude Emissions)
- NC7 Federal or High Altitude Emission Override (Reqs NG1 New York State or YF5 California Emissions)

POWER TEAMS (Must Order Engine, Transmission and Rear Axle)

(Consult GVWR Selector for Minimum Equipment Required)

ENGINE	TRANSMISSION	AXLES		GVWR
CC10906	AUTO	3.42	3.73	
L05 V8 5.7 Liter (350 Cu In) EFI	MX0	GU6	GT4	6800
CK10906				
L05 V8 5.7 Liter (350 Cu In) EFI	MX0	GU6	GT4	7200

GVWR SELECTOR

GVW Rating (lbs)	Minimum Equipment Required For GVW Rating	
	GAWR (lbs) Front	GAWR (lbs) Rear
C10906	6800	3968
K10906	7200	4000

GAWR's shown are the minimum for each axle with equipment listed. Other GAWR's are available and they are determined as the minimum capacity of either axle, springs or tires.

CAPACITIES

C10906		K10906	
SPRINGS:	AXLES:	SPRINGS:	AXLES:
Front	Front	Front	Front
3150 Base	3400 Base	3600 Base	3925 Base
Rear	Rear	3925 w/F60	
4000 Base	4000 Base	Rear 4000 Base	Rear 4000 Base

MUST SPECIFY:

AXLE, EMISSION, ENGINE, TIRES, TRANSMISSION & SEATING OPTION

No Deletions Allowed. Additional Options/Substitutions (Where Indicated)
May Be Ordered From The Custom Ordering Option Listing.

		CHEYENNE	SILVERADO	
		N	N	N
		1	1	1
		A	A	A
		1	2	3
Preferred Equipment Group 1				
Body (May Substitute E55)	ZW9	x	x	x
Preferred Equipment Group 2				
Silverado	YE9		x	x
Air Conditioning: Front (A)	C60		x	N/I
Convenience Group: Tilt-Wheel and Speed Control	ZQ3		x	x
Convenience Group: Power Door Locks and Windows	ZQ2		x	x
Remote-Electric Outside Rearview Mirror (B)	D48		x	x
Preferred Equipment Group 3				
Air Conditioning: Front and Rear	C69			x
Glass: Deep Tinted	AJ1			x
Radio: AM/FM Stereo w/Tape and Clock (C)	UM6			x
Seat: Center and Rear	AS3			x
Wheels:				
Aluminum (C1500 Only)	N90			x
Aluminum (K1500 Only)	PF4			x

Allowable Substitutions (Where Available):

- (A) C60: May substitute C69 Air
- (B) D48: May substitute DF2 Mirror
- (C) UM6: May substitute UX1 Radio

Preferred Equipment Group Prices

N/C	N1A1
*3876.00	N1A2
*3812.00	w/ZW9
	w/E55

Preferred Equipment Group Prices

*5581.00	N1A3
*5517.00	w/ZW9
	w/E55

*The Preferred Equipment Group MSRPs Reflect the Basic Group Equipment Prices. For any Option Additions, Upgrades or Substitutions, Refer to the Vehicle Price Schedule for any Price Differential.

ADDITIONAL OPTIONS

	INCL w/PEG	OPTION	
N.C.		R8S	ACKNOWLEDGEMENTS:
N.C.		R8T	Multiple Order Numbers
			Preliminary Invoice
	2	C60	AIR CONDITIONING: (Incls R134A Refrigerant)
N.C.			Front (Incl w/C69 Front and Rear Air Conditioning)
845.00			w/PEG N1A2 or N1A3 or Option C69
	3	C69	w/PEG N1A1
N.C.			Front and Rear with Dual Controls (Incls C60 Front Air Cond)
450.00			w/PEG N1A3
1295.00			w/PEG N1A2
191.00			w/PEG N1A1
		V22	APPEARANCE PACKAGE: Incls Chrome Grille, Composite Halogen Headlamps and Dual Horns (Incl w/Silverado Decor)
			AXLES, REAR: (Refer Power Teams Chart for Availability)
N.C.		GU6	3.42 Ratio
N.C.		GT4	3.73 Ratio
252.00		G80	Locking Differential
	1,2,3	ZW9	BODY CODE:
N.C.			Panel Doors
N.C.		E55	Tailgate (Lift Glass with Drop Gate and Power Release)
126.00		V54	CARRIER: Luggage Carrier, Roof, Painted Black
33.00		V10	COLD CLIMATE PACKAGE: (Incls Eng Block Heater)
	2,3	ZQ3	CONVENIENCE GROUPS:
N.C.			Tilt-Wheel and Speed Control
383.00			w/PEG N1A2 or N1A3
N.C.		ZQ2	w/PEG N1A1
			Power Door Locks (Including Panel Doors) and Windows for Side Doors (Reqs Silverado Decor)
		V08	COOLING:
N.C.			Engine and Transmission Oil (Incl w/Z82 Trailing Where Available)
135.00			w/Z82
			w/o Z82
		KNP	Transmission, Heavy-Duty, Auxiliary
N.C.			w/Z82, L05, MX0 and GT4
96.00			w/o Z82, L05, MX0 and GT4
			EMISSIONS: (Refer Emission Requirement Tab Section)
N.C.		FE9	Federal Emission Requirements
N.C.		NA6	High Altitude Requirements
N.C.		NG1	New York State Emission Requirements
100.00		YF5	California Emission Requirements
N.C.		NB8	California or New York State Emission Override (Reqs FE9 Federal or NA6 High Altitude Emissions)
N.C.		NC7	Federal or High Altitude Emission Override (Reqs NG1 New York State or YF5 California Emissions)
		L05	ENGINES: (Refer Power Teams Chart for Availability)
N.C.			V8 5.7 Liter (350 Cu In) EFI
125.00		KL5	Alternative Fuel (Reqs GT4 Axle)
		AJ1	GLASS: Deep Tinted, Solar-Ray
N.C.			w/N2A3
305.00			w/N2A1 or N2A2
205.00		C36	HEATER: Auxiliary, Rear Passenger
52.00		U01	LAMPS, ROOF MARKER: Five (N/A YF5 Calif Emissions)
N.C.		VK3	LICENSE PLATE BRACKET: Front
	2,3	D48	MIRROR, EXTERIOR:
N.C.		DF2	Dual Electric Remote Control, Below-Eye-Line, Painted (Reqs ZQ2 Conv Group and Silverado Decor)
53.00			Camper Type, Stainless Steel
(-45.00)			w/N1A1
180.00		B71	w/N1A2 or N1A3
			MOLDING: Wheel Flares (K10906 Only) (Reqs LT245 Tires)
N.C.		ZY1	PAINT, EXTERIOR: (Refer Color/Trim Charts for Availability)
180.00		ZY2	Solid
290.00		ZY4	Conventional Two-Tone
			Deluxe Two-Tone
	3	UM6	RADIO EQUIPMENT: (Incls Fixed Mast Antenna)
N.C.			Electronically Tuned AM/FM Stereo Radio w/Seek-Scan, Stereo Cassette Tape and Digital Clock
122.00			w/PEG N1A3
			w/PEG N1A2
		UX1	Electronically Tuned AM Stereo/FM Stereo Radio w/Seek-Scan, Stereo Cassette Tape w/Search and Repeat, Graphic Equalizer and Digital Clock (Reqs Silverado Decor) (Incls Premium Speaker System)
235.00			w/PEG N1A3
357.00			w/PEG N1A2
(-287.00)		UL5	Radio Delete (Avail w/PEG N1A1 only)

ADDITIONAL OPTIONS

	INCL w/PEG	OPTION	
		REAR WINDOW EQUIPMENT:	
		C49	Defogger: Rear Window Electric (w/o ZP6 Wiper/Washer Reqs ZW9 Body) (Incl w/ZP6 Wiper/Washer System) w/ZP6
N.C. 154.00 279.00		ZP6	Wiper/Washer System with Defogger (Reqs E55 Tailgate) (Incls C25 Wiper/Washer System and C49 Defogger)
		C25	Wiper/Washer System without Defogger (Reqs E55 Tailgate) (Incl w/ZP6 Wiper/Washer System) w/ZP6
N.C. 125.00 240.00		AG9	SEAT: Power Driver's Seat (Reqs Silverado Decor and Split Bench or Bucket Seats)
		AT5	SEATING: (Must Specify One) Center, Folding (Incl w/AS3 Center and Rear Seat or w/ Silverado Decor) (Incls Shoulder Belt System) w/PEG N1A2 or N1A3 or AS3 w/PEG N1A1 or w/o AS3
N.C. 585.00	3	AS3	Center and Rear (Incls AT5 Center Folding Seat and Shoulder Belt System) w/N1A3 w/PEG N1A2 w/PEG N1A1
N.C. 578.00 1920.00 N.C.		YG4	Optional Center and/or Rear Seat Not Desired (N/A w/Silverado Decor)
N.C. N.C. 174.00 540.00		V**1 L**1 L**3 L**6 A**6	SEAT TRIM (Refer Trim Chart for Availability) Vinyl Bench Seats Custom Cloth Bench Seat Custom Cloth Reclining Split Bench Seat Custom Cloth Reclining High Back Bucket Seats Custom Leather Reclining High Back Bucket Seats (Incls Leather Wrapped Steering Wheel)
1555.00 1920.00 225.00		w/AT5 w/AS3	
		NZZ	SKID PLATE PACKAGE: (K1500 Only) (Incls Fuel Tank Shield) (Incls Engine Front Differential and Transfer Case Shield)
63.00 59.00		F60 U16	SPRINGS: Front, Heavy-Duty (K1500 Only) TACHOMETER
			TIRES: Tubeless (BW - Blackwall; WS - White Stripe; WOL - White Outlined Letters) (Front, Rear and Spare)
			C10906 Only
N.C. 95.00		QHA QHB	P235/75R15X All Seasons Steel Belted Radial Ply BW P235/75R15X All Seasons Steel Belted Radial Ply WS
			K10906 Only
N.C. 55.00 116.10 241.10 59.05 38.00 345.00		QHP QHR QBN QBX QIT V76 Z82	LT225/75R16D All Seasons Steel Belted Radial Ply BW LT225/75R16D On-Off Road Steel Belted Radial Ply BW LT245/75R16C On-Off Road Steel Belted Radial Ply BW LT245/75R16C On-Off Road Steel Belted Radial Ply WOL LT245/75R16C All Seasons Steel Belted Radial Ply BW
			TOW HOOKS (Std K10906)
			TRAILERING SPECIAL EQUIPMENT: Heavy-Duty (Incls Platform Hitch, Wiring Harness) (Incls V08 Cooling) (w/GT4 Axle Incls KNP Aux Trans Cooler)
N.C.		MX0	TRANSMISSION: 4-Speed Electronically Controlled Automatic w/Overdrive (Refer Power Teams Chart for Availability)
		P06	WHEEL TRIM: Rally (N/A N90 or PF4 Wheels) w/PEG N1A2 w/PEG N1A1
N.C. 60.00			WHEELS: (Spare is Base Wheel)
	3	N90	Aluminum, Cast (C1500 Only) w/PEG N1A3 w/PEG N1A2 w/PEG N1A1
N.C. 250.00 310.00			
	3	PF4	Aluminum, Cast (K1500 Only) w/PEG N1A3 w/PEG N1A2 w/PEG N1A1
N.C. 250.00 310.00			

MODELS **PASSENGERS**

Suburban (CC20906)	3
Suburban (CK20906)	3

DIMENSIONS

Wheelbase (inches)	131.5
Length (overall-inches)	218.9
Width (overall-inches)	73.6
Payload	
C20906 5.7L V8	3511
K20906 5.7L V8	3101
GVWR	8600
Fuel Tank Capacity	42 Gal.

POWER TEAMS**STANDARD ENGINE**

RPO L05 5.7 Liter H.D. V8 Engine with Electronic Fuel Injection (EFI)

STANDARD TRANSMISSION

RPO MX0 4-Speed Automatic w/Overdrive, H.D.

TRANSMISSION OIL COOLER**STANDARD EQUIPMENT SUMMARY****EXTERIOR**

Brakes: Front disc/rear drum, 4-wheel anti-lock
 Bumpers: Front and rear chromed with black rub strip and rear step pad
 Doors: Rear Panel with black composite fiber trim panels
 Grille: Molded plastic grille and front lamp bezels painted light and dark argent
 Headlamps: Single rectangular halogen
 Mirrors: Black RH and LH below-eye-line . 9.0" x 6.5"
 Molding: Body side and rear black moldings with bright trim and bright wheel opening moldings
 Spare Tire/Wheel: Full size spare tire and wheel. Spare tire carrier is mounted inside vehicle behind LR wheelhouse
 Tow Hooks: Two front on 4-wheel drive models
 Wheels: Four argent painted steel
 Wheel Flares: K20906 models
 Wheel Trim: Black hub caps
 Windshield Wipers: Intermittent

INTERIOR

Armrests: RH and LH padded integral door
 Cigarette lighter with ashtray light
 Cupholders, Mounted Under Dash with Bench or 60/40 Seat (s). Located in Center Console with Bucket Seats
 Dome Lamp: Two dome lamps with front door actuated switches
 Door Guard Beams: Side
 Floor Covering: Embossed full two-piece black vinyl molded mat
 Gages: Engine temperature, fuel level, odometer, oil pressure, speedometer, trip odometer and voltmeter
 Glass: Tinted, Solar-Ray, all windows
 Headlamp warning buzzer
 Headliner: Full length, color-keyed, cloth with matching retainer moldings and three assist handles (RF, LR, RR)
 Heater: Heavy duty deluxe
 Jack: Tools include mechanical jack and wheel wrench stowed inside vehicle over LR wheelhouse
 Lift Glass Release (w/E55 Tailgate Only)
 Mirror: 10" rearview
 Radio: Electronically tuned AM/FM stereo radio with seek-scan and digital clock with fixed mast antenna
 Rear Quarter Trim Panels: Black composite fiber. With C36 heater, C69 air or AS3 seating, panels are cloth
 Scotchgard Fabric Protector on cloth trim and door panels
 Seats: Front 3-passenger full bench seat with custom vinyl trim.
 Sunshades: Color-keyed RH and LH padded cloth
 Steering Wheel: 4-spoke

OPTIONAL UPLEVEL TRIM
SILVERADO TRIM LEVEL (RPO YE9)

The following equipment is in addition to or replacing items included in the Standard decor

EXTERIOR

Bumpers: Front and rear chromed with black rub strips and front bumper guards (front rub strip has bright trim and rear rub strip has integral step pad)
Grille: Chrome
Headlamps: Dual composite halogen
Moldings: Black body side and rear with bright trim and bright wheel opening (K20906 includes body side molding only)
Wheels: Rally trim

INTERIOR

Door Trim: Vinyl door trim panels with cloth inserts and carpet trim. Front door panels with map pockets
Coordinated rear doortailgate and rear sidewall trim panels are included
Floor Covering: Color-keyed full two-piece carpeting. Removable, color keyed vinyl front and rear floor mats
Horn: Dual note
Jack: Tools include mechanical jack and wheel wrench enclosed and stowed inside vehicle over fully trimmed wheelhouse
Lighting, Auxiliary: All door actuated dome lamps, front and rear map lights, glovebox light, ashtray light and a retractable underhood service lamp
Seats: 3-passenger front bench-type seat with textured velour custom cloth and folding 3-passenger 60/40 center-row seat. Optional seating also includes auxiliary rear floor mats
Spare Tire/Wheel: Full size spare and wheel. Spare tire carrier with color-keyed carpeted cover is mounted inside vehicle behind LR wheelhouse
Sunshades: Padded, color-keyed RH and LH with extenders and illuminated mirrors. LH has storage strap
Steering Wheel: 4-spoke with simulated stitched leather appearance

MODEL AND BODY

Description	Model No.	Body	Description	Model No.	Body
*22,278.60 2-Wheel Drive Model	CC20906	ZW9	*24,497.60 4-Wheel Drive model	CK20906	ZW9

*Includes Destination & Handling Charges

EMISSIONS (Must Order One) (Refer Emission Requirements Section)

- FE9 Federal Emission Requirements
- NG1 New York State Emission Requirements
- YF5 California Emission Requirements
- NB8 California or New York State Emission Override (Reqs FE9 Federal Emissions)
- NC7 Federal Emission Override (Reqs NG1 New York State or YF5 California Emissions)

POWER TEAMS (Must Order Engine, Transmission and Rear Axle)

(Consult GVWR Selector for Minimum Equipment Required)

ENGINE	TRANSMISSION	AXLES		GVWR
		3.73	4.10	
CC20906—CK20906				
L05 V8 5.7 Liter H.D. (350 Cu In: EFI)	MX0	(a) GT4	GT5	8600
L19 V8 7.4 Liter (454 Cu In: EFI)	MX0	GT4	GT5	8600
L65 V8 Turbo Diesel 6.5 Liter (400 Cu In)	MX0	GT4	GT5	8600

(a) N/A K20906

GVWR SELECTOR

	GVW Rating (lbs)	Minimum Equipment Required For GVW Rating		
		(a) GAWR (lbs) Front	(a) GAWR (lbs) Rear	
C20906	8600	3600	6000	None
K20906	8600	3750	6000	None

(a) GAWR's shown are the maximum for each axle with equipment listed. Other GAWR's are available and they are determined as the minimum capacity of either axle, springs or tires.

CAPACITIES

C20906		AXLES:	
SPRINGS:		Front	
Front	3600 Base	3800	Base
Rear	6000 Base	6000	Base

K20906		AXLES:	
SPRINGS:		Front	
Front	3750 Base 4250 w/F60	4250	Base
Rear	6000 Base	6000	Base

MUST SPECIFY:

AXLE, EMISSION, ENGINE, TIRE, TRANSMISSION & SEATING OPTION

No Deletions Allowed. Additional Options/Substitutions (Where Indicated)
May Be Ordered From The Custom Ordering Option Listing.

	CHEYENNE	SILVERADO
	N 2 A 1	N 2 A 2 3
Preferred Equipment Group 1		
Body (May Substitute E55) ZW9	x	x
Preferred Equipment Group 2		
Silverado YE9		x
Air Conditioning: Front (A) C60		x
Convenience Group: Tilt-Wheel and Speed Control ZQ3		x
Convenience Group: Power Door Locks and Windows ZQ2		x
Remote-Electric Outside Rearview Mirror (B) D48		x
Preferred Equipment Group 3		
Air Conditioning: Front and Rear C69		x
Glass: Deep Tinted AJ1		x
Radio: AM/FM Stereo with Tape and Clock (C) UM6		x
Seat: Center and Rear AS3		x

Allowable Substitutions (Where Available):
 (A) C60: May substitute C69 Air
 (B) D48: May substitute DF2 Mirror
 (C) UM6: May substitute UX1 Stereo Radio

Preferred Equipment Group Prices

N/C N2A1

 *3876.00 N2A2
 *3812.00 w/ZW9
 w/E55

Preferred Equipment Group Prices

*5331.00 N2A3
 *5267.00 w/ZW9
 w/E55

The Preferred Equipment Group MSRPs Reflect the Basic Group Equipment Prices. For any Option Additions, Upgrades or Substitutions, Refer to the Vehicle Price Schedule for any Price Differential.

ADDITIONAL OPTIONS

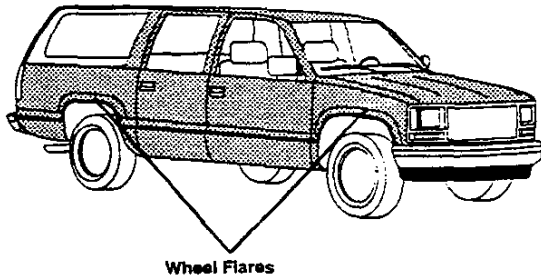
INCL W/PEG	OPTION	
	ACKNOWLEDGEMENTS:	
N.C.	R8S	Multiple Order Numbers
N.C.	R8T	Preliminary Invoice
	AIR CONDITIONING: (Incls R134A Refrigerant)	
N.C.	2,3 C60	Front (Incl w/C69 Front and Rear Air Conditioning) w/N2A2 or N2A3 or C69 w/N2A1
845.00		
N.C.	3 C69	Front and Rear with Dual Controls (Incls C60 Front Air Cond) w/N2A3 w/N2A2 w/N2A1
450.00		
1295.00		
191.00	V22	APPEARANCE PACKAGE: Incls Chrome Grille, Composite Halogen Headlamps and Dual Horns (Incl w/Silverado Decor)
		AXLES, REAR: (Refer Power Teams Chart for Availability)
N.C.	GT4	3.73 Ratio
N.C.	GT5	4.10 Ratio w/K20906 or w/o L05 Eng
135.00		C20906 w/L05 Eng and MX0 Trans (Incls HD Eng Oil Cooler and Trans Oil Cooler)
252.00	G80	Locking Differential
	BODY CODE:	
N.C.	1,2,3 ZW9	Panel Doors
N.C.	E55	Tailgate (Lift Glass with Drop Gate and Power Release)
126.00	V54	CARRIER: Luggage Carrier, Roof, Painted Black
33.00	V10	COLD CLIMATE PACKAGE: (Incls Eng Block Heater) (N/A L65 Eng)
		CONVENIENCE GROUP:
N.C.	2,3 ZQ3	Comfort Steering Wheel and Electronic Speed Control w/N2A2 or N2A3 w/N2A1
383.00		
N.C.	2,3 ZQ2	Power Door Locks (Including Panel Doors) and Windows for Side Doors (Reqs Silverado Decor)
		COOLING:
135.00	V08	Engine and Transmission Oil (N/A K2500, L19/L65 Eng or Z82 Trailering) (Reqs GT4 Axle)
N.C.	KNP	Transmission, Heavy-Duty, Auxiliary
		EMISSIONS: (Refer Emission Requirement Tab Section)
N.C.	FE9	Federal Emission Requirements
N.C.	NG1	New York State Emission Requirements
N.C.	YF5	California Emission Requirements
N.C.	NB8	California or New York State Emission Override (Reqs FE9 Federal Emissions)
N.C.	NC7	Federal Emission Override (Reqs NG1 New York State or YF5 California Emissions)
		ENGINES: (Refer Power Teams Chart)
N.C.	L05	5.7 Liter (350 Cu In) V8 EFI, Heavy Duty
605.00	L19	7.4 Liter (454 Cu In) V8 EFI
2825.00	L65	6.5 Liter (400 Cu In) V8 Turbo Diesel (Incls Front Bumper Guards)
	3 AJ1	GLASS: Deep Tinted w/N2A3 w/N2A1 or N2A2
N.C.		
305.00		
205.00	C36	HEATER: Auxiliary, Rear Passenger
52.00	U01	LAMPS, ROOF MARKER: Five (N/A YF5 Calif Emissions)
N.C.	VK3	LICENSE PLATE BRACKET, Front
		MIRRORS, EXTERIOR:
N.C.	2,3 D48	Dual Electric Remote Control, Below-Eye-Line, Painted (Reqs ZQ2 Conv Group and Silverado Decor)
(-45.00)	DF2	Camper Type, Stainless Steel w/N2A2 or N2A3 w/N2A1
53.00		
		PAINT, EXTERIOR: (Refer Color/Trim Charts for Availability)
N.C.	ZY1	Solid
180.00	ZY2	Conventional Two-Tone
290.00	ZY4	Deluxe Two-Tone
		RADIO EQUIPMENT: (Incls Fixed Mast Antenna)
N.C.	3 UM6	Electronically Tuned AM/FM Stereo Radio w/Seek-Scan, Stereo Cassette Tape and Digital Clock w/N2A3 w/N2A1 or N2A2
122.00		
	UX1	Electronically Tuned AM Stereo/FM Stereo Radio w/Seek-Scan, Stereo Cassette Tape w/Search and Repeat, Graphic Equalizer and Digital Clock (Reqs Silverado Decor) (Incls Premium Speaker System) w/N2A3 w/N2A2
235.00		
357.00		
(-287.00)	UL5	Radio Delete (Avail w/PEG N2A1 Only)
		REAR WINDOW EQUIPMENT:

ADDITIONAL OPTIONS

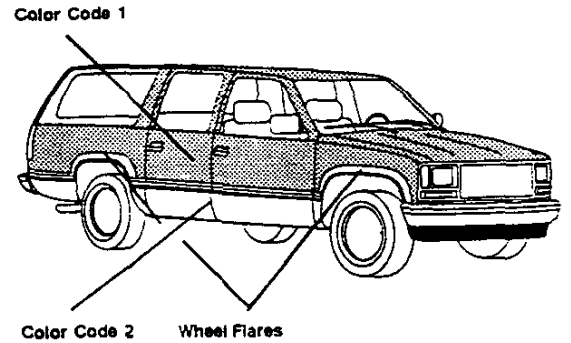
INCL W/PEG	OPTION	
N.C. 154.00 279.00	C49	REAR WINDOW EQUIPMENT: Defogger: Rear Window Electric (Reqs ZW9 Body) w/ZP6 w/o ZP6
	ZP6	Wiper/Washer System with Defogger (Reqs E55 Tailgate) (Incls C25 Wiper/Washer System and C49 Defogger)
N.C. 125.00 240.00	C25	Wiper/Washer System without Defogger (Reqs E55 Tailgate) (Incl w/ZP6 Wiper/Washer System) w/ZP6 w/o ZP6
	AG9	SEAT: Power Driver's Seat (Reqs Silverado Decor and Split Bench or Bucket Seats)
	AT5	SEATING: (Must Specify One: Center, Folding (Incl w/AS3 Center and Rear Seat and w/Silverado Decor) (Incls Shoulder Belt System) w/N2A2 or N2A3 or AS3 w/N2A1 or w/o AS3
N.C. 585.00	3 AS3	Center and Rear (Incls AT5 Center Folding Seat and Shoulder Belt System) w/N2A3 w/N2A2 w/N2A1
N.C. 578.00 1095.00 N.C.	YG4	Optional Center and/or Rear Seat Not Desired (N/A Silverado Decor) SEAT TRIM: (Refer Trim Chart for Availability)
N.C. N.C. 174.00 540.00	V**1 L**1 L**3 L**6	Vinyl Bench Seats Custom Cloth Bench Seat Custom Cloth Reclining Sport Bench Seat Custom Cloth Reclining High Back Bucket Seats
1555.00 1920.00 225.00 (-283.00) 63.00 59.00	A**6 NZZ 6Y4 F60 U16	Custom Leather Reclining High Back Bucket Seats (Incls Leather Wrapped Steering Wheel) w/AT5 w/AS3 SKID PLATE PACKAGE: (K2500 Only) (Incls Fuel Tank Shield) SPARE TIRE/WHEEL DELETE: (Deletes Spare Tire and Wheel Only) SPRINGS: Front, Heavy-Duty (K2500 Only) TACHOMETER
N.C. 55.40 38.00 210.00	QIZ QIW V76 Z82	TIRES: Tubeless (BW - Blackwall) (Front, Rear and Spare) LT245/75R16E All Seasons Steel Belted Radial Ply BW LT245/75R16E On-Off Road Steel Belted Radial Ply BW (K2500 Only) TOW HOOKS (Std K2500)
N.C.	MX0	TRAILERING SPECIAL EQUIPMENT: Heavy-Duty (w/L05 Eng Reqs GT5 Axle) (Incls Platform Hitch, Wiring Harness and Trans Oil Cooler) (Incls V08 Cooling w/o L65 Eng)
N.C. 60.00	P06	TRANSMISSION: 4-Speed Automatic w/Overdrive, Heavy Duty (Refer Power Teams Chart for Availability) WHEEL TRIM: Rally w/N2A2 or N2A3 w/N2A1

C/K 1500 AND C/K 2500 SUBURBAN
PAINT APPLICATIONS WITH ZY1, ZY2 AND ZY4 PAINT

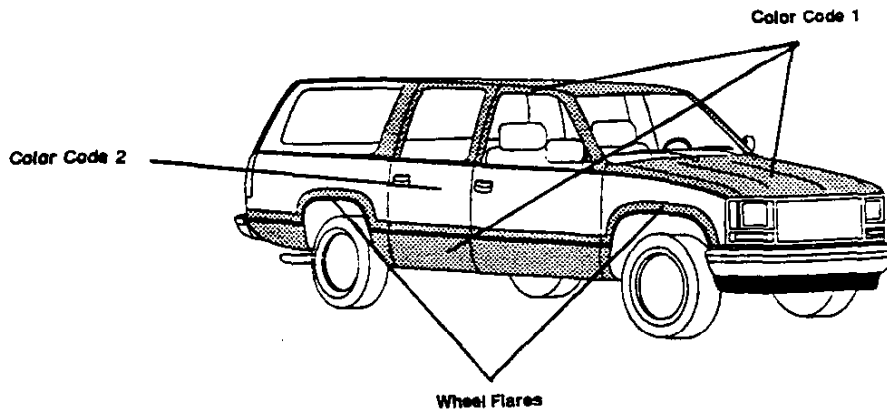
SOLID PAINT - ZY1



CONVENTIONAL TWO-TONE PAINT - ZY2



DELUXE TWO-TONE PAINT - ZY4



C/K 1500 AND C/K 2500 SUBURBAN INTERIOR AND EXTERIOR COLOR AVAILABILITY CHART WITH ZY1 AND ZY2 PAINT

PLEASE NOTE: Below are the interior trim color and exterior paint combinations recommended by Chevrolet. They are the only available interior and exterior combinations allowed.

TRIM LEVEL Seat Type	Decor	INTERIOR COLORS			
		Beige	Blue	Garnet	Gray
CHEYENNE Vinyl Bench Seat	Std	VUU1	VDD1	VRR1	VQQ1
SILVERADO Custom Cloth Bench Seat	YE9	LUU1	LDD1	LRR1	LQQ1
Custom Cloth Reclining Split Bench Seat		LUU3	LDD3	LRR3	LQQ3
Custom Cloth Reclining High Back Bucket Seats (Incls Roof/Floor Console)		LUU6	LDD6	LRR6	LQQ6
**Custom Leather Reclining High Back Bucket Seats (Incls Roof/Floor Console)		AUU6			AQQ6

EXTERIOR COLORS w/ZY1 & ZY2 Paint	Color Code 1	Color Code 2	INTERIOR & EXTERIOR COMBINATIONS SHOWN ARE THE ONLY COMBINATIONS AVAILABLE				WHEEL FLARE COLOR
AUTUMNWOOD, DK (Met)	56	56	x				Argent
Autumnwood, Lt (Met)	56	55	x				Autumnwood
AUTUMNWOOD, LT (Met)	55	55	x				Autumnwood
* Autumnwood, Dk (Met)	55	56	x				N/A
BLACK, ONYX	41	41	x		x	x	Black
Autumnwood, Lt (Met)	41	55	x				Autumnwood
Quicksilver (Met)	41	96			x	x	Silver
BLUE, ATLANTIC (Met)	30	30		x		x	Argent
Blue, Indigo (Met)	30	39		x		x	Blue
Quicksilver (Met)	30	96		x		x	Silver
BLUE, INDIGO (Met)	39	39	x	x		x	Blue
Autumnwood, Lt (Met)	39	55	x	x			Autumnwood
* Blue, Atlantic (Met)	39	30		x		x	N/A
Quicksilver (Met)	39	96		x		x	Silver
BLUE, TEAL (Met)	36	36	x			x	Argent
Autumnwood, Lt (Met)	36	55	x				Autumnwood
Quicksilver (Met)	36	96				x	Silver
QUICKSILVER (Met)	96	96		x	x	x	Silver
Black, Onyx	96	41			x	x	Black
* Blue, Atlantic (Met)	96	30		x		x	N/A
Blue, Indigo (Met)	96	39		x		x	Blue
* Blue, Teal (Met)	96	36				x	N/A
Red, Burnt (Met)	96	76			x	x	Dk Red
RED, BURNT (Met)	76	76	x		x	x	Dk Red
Quicksilver (Met)	76	96			x	x	Silver
RED, VICTORY	74	74	x		x	x	Argent
Black, Onyx	74	41	x		x	x	Black
Quicksilver (Met)	74	96			x	x	Silver
WHITE, SUMMIT	50	50	x	x	x	x	Argent
Autumnwood, Lt (Met)	50	55	x				Autumnwood
Blue, Indigo (Met)	50	39		x			Blue
Red, Burnt (Met)	50	76			x		Dk Red

* N/A B71 Moldings or K2500 Models

**Incls Leather Wrapped Steering Wheel

C/K 1500 AND C/K 2500 SUBURBAN INTERIOR AND EXTERIOR COLOR AVAILABILITY CHART WITH ZY4

PLEASE NOTE: Below are the interior trim color and exterior paint combinations recommended by Chevrolet. They are the only available interior and exterior combinations allowed.

TRIM LEVEL Seat Type	Decor	INTERIOR COLORS			
		Beige	Blue	Garnet	Gray
CHEYENNE Vinyl Bench Seat	Std	VUU1	VDD1	VRR1	VQQ1
SILVERADO Custom Cloth Bench Seat	YE9	LUU1	LDD1	LRR1	LQQ1
Custom Cloth Reclining Split Bench Seat		LUU3	LDD3	LRR3	LQQ3
Custom Cloth Reclining High Back Bucket Seats (Incls Roof/Floor Console)		LUU6	LDD6	LRR6	LQQ6
** Custom Leather Reclining High Back Bucket Seats (Incls Roof/Floor Console)		AUU6			AQQ6

EXTERIOR COLORS w/ZY4 PAINT	Color Code 1	Color Code 2	INTERIOR & EXTERIOR COMBINATIONS SHOWN ARE THE ONLY COMBINATIONS AVAILABLE				STRIPE COLOR	WHEEL FLARE COLOR
* AUTUMNWOOD, DK (Met)/ Autumnwood, Lt (Met)	56	55	x				Beige/Autumnwood	N/A
AUTUMNWOOD, LT (Met)/ Autumnwood, Dk (Met)	55	56	x				Beige/Autumnwood	Autumnwood
BLACK, ONYX/Autumnwood, Lt (Met)	41	55	x				Beige/Autumnwood	Black
BLACK, ONYX/Quicksilver (Met)	41	96			x	x	Gunmetal/Silver	Black
BLACK, ONYX/Red, Victory	41	74	x			x	Gold/Red	Black
* BLUE, ATLANTIC (Met)/Blue, Indigo (Met)	30	39		x		x	Blue/Indigo	N/A
* BLUE, ATLANTIC (Met)/Quicksilver (Met)	30	96		x		x	Blue/Indigo	N/A
BLUE, INDIGO (Met)/Blue, Atlantic (Met)	39	30		x		x	Blue/Indigo	Blue
BLUE, INDIGO (Met)/Quicksilver (Met)	39	96		x		x	Blue/Indigo	Blue
BLUE, INDIGO (Met)/White, Summit	39	50		x		x	Blue/Indigo	Blue
* BLUE, TEAL (Met)/Quicksilver (Met)	36	96				x	Teal/Silver	N/A
QUICKSILVER (Met)/Black, Onyx	96	41			x	x	Gunmetal/Silver	Silver
QUICKSILVER (Met)/Blue, Atlantic (Met)	96	30		x		x	Blue/Indigo	Silver
QUICKSILVER (Met)/Blue, Indigo (Met)	96	39		x		x	Blue/Indigo	Silver
QUICKSILVER (Met)/Blue, Teal (Met)	96	36				x	Teal/Silver	Silver
QUICKSILVER (Met)/Red, Burnt (Met)	96	76			x	x	Gunmetal/Silver	Silver
RED, BURNT (Met)/Quicksilver (Met)	76	96			x	x	Gunmetal/Silver	Dk Red
* RED, VICTORY/Black, Onyx	74	41			x	x	Silver/Red	N/A
* RED, VICTORY/Quicksilver (Met)	74	96			x	x	Gunmetal/Red	N/A
* RED, VICTORY/White, Summit	74	50			x	x	Gunmetal/Red	N/A
* RED, VICTORY/White, Summit	74	50	x				Gold/Red	N/A

White/Autumnwood →
 * N/A B71 Moldings or K2500 Models 50 - 55
 **Incls Leather Wrapped Steering Wheel

SUBURBAN

The 1994 Suburban is available in two trim levels: the "Cheyenne" (standard) and the "Silverado" (uplevel). Chevrolet will offer a 6.5L V8 Turbo Diesel Engine for 1994.

Changes on the Suburban for 1994 include:

- Aluminum Radiators Replace Copper-Brass Radiators with 5.7L V8 and 6.5L V8 Diesel Engines
- 5.7L V8 Engine Enhancements
- 7.4L V8 Engine Enhancements
- 6.5L V8 Turbo Diesel Engine
- Redesigned Grilles
- Center High-Mounted Stop Lamp to meet FMVSS 108
- Cruise Control Improvements with Gasoline Engines
- Enhanced Air Cleaner with Gasoline Engines
- Three New Exterior Colors
- R134a Refrigerant replaces the current R12 for an environmentally safe air conditioner
- Optional Solar-Ray[®] Deep-Tinted Glass
- New Spark Plug Wires on the 5.7L V8 Engine
- Electronic Exhaust Gas Recirculation (EGR) Solenoid Valve for better drivability and reduced exhaust emissions
- Parking Brake Pedal Improvements
- Side Door Guard Beams to comply with FMVSS 214
- Starter Motor with 5.7L V8 and 7.4L V8 Engines
- Tire/Vehicle Maximum Speed Limiting on Certain models
- Underhood/Underbody Corrosion Upgrade with the addition of coatings to many underbody components

SUBURBAN

MODEL SELECTION SUMMARY

Use the chart below to choose the model that fits your customer's needs. Note that the maximum payload is based on curb weight. Also, the maximum gross trailer weight is based on vehicles that are properly equipped. See your 1994 Chevrolet Truck Order Guide for complete information.

SERIES	MODEL NUMBER/ BODY CODE/ OPTION CODE	PASSENGER CAPACITY (STD./OPT.)	STANDARD ENGINE/ TRANS.	OPTIONAL ENGINE/ TRANS.	GVWR (LBS.)	GAWR (LBS.) FRONT/ REAR	MAXIMUM PAYLOAD (LBS.) BASED ON CURB WT.	MAX. GROSS TRAILER WT./ TONGUE LOAD (LBS.) PROPERLY EQUIPPED
TWO-WHEEL DRIVE MODELS								
C1500 SUBURBAN	CC10906/ZW9	2/3/5/ 6/8/9	5.7L V8/A4	—	6800	3150/3968	1984	6500/800
C2500 SUBURBAN	CC20906/ZW9	2/3/5/ 6/8/9	5.7L V8/A4	— 7.4L V8/A4 6.5L V8/A4	8600	3600/6000	3271	7500/900 10000/1000 8000/950
FOUR-WHEEL DRIVE MODELS								
K1500 SUBURBAN	CK10906/ZW9	2/3/5/ 6/8/9	5.7L V8/A4	—	7200	3600/4000	1979	6000/750
K2500 SUBURBAN	CK20906/ZW9	2/3/5/ 6/8/9	5.7L V8/A4	— 7.4L V8/A4 6.5L V8/A4	8600	3750/6000	2814	7000/850 10000/1000 7500/900

Turbo

POWERTRAINS

Chevrolet offers a variety of engines, transmissions and axle ratios for the Suburban. The following charts detail basic engine, transmission and axle specifications. See your 1994 Chevrolet Truck Order Guide for specific details.

ENGINES				
	5.7L V8	5.7L V8 HD	7.4L V8 HD	6.5L V8 TURBO DIESEL
Engine Order Code	L05	L05	L19	L65
Availability	C/K 1500	C/K 2500	C/K 2500	C/K 2500
SAE Net Horsepower @ rpm	200 @ 4000	190 @ 4000	230 @ 3600	190 @ 3400
SAE Net Torque lbs-ft @ rpm	310 @ 2400	300 @ 2400	385 @ 1600	385 @ 1700
Fuel System	EFI	EFI	EFI	TIDI
Standard Battery Cold Cranking Amps @ 0° F	600	600	600	2 @ 600 each
Standard Alternator Max. Cap. (Amps)	100	100	100	100

TRANSMISSIONS				
	ELECTRONIC AUTOMATIC 4-SPEED W/OVERDRIVE AND TORQUE CONVERTER CLUTCH (4L60-E) (M30)		ELECTRONICALLY-CONTROLLED AUTOMATIC 4-SPEED W/OVERDRIVE HD (4L80-E) (MT1)	
Transmission Order Code	MX0		MX0	
Availability	C/K 1500		C/K 2500	
Engine Application (Order Code)	5.7L V8 (L05)		5.7L V8 HD (L05)	7.4L V8 HD (L19) 6.5L V8 Turbo Diesel (L65)
Gear Ratios				
First	3.06		2.48	
Second	1.63		1.48	
Third	1.00		1.00	
Fourth	0.70		0.75	
Reverse	2.29		2.08	
Power Take-Off	No		No	

SUBURBAN

AXLES										
	REAR AXLE						FRONT AXLE (4X4)			
	C/K1500		K2500		C/K2500		K1500		K2500	
Availability	C/K1500		K2500		C/K2500		K1500		K2500	
Make	GM		GM		GM		GM		GM	
Capacity (lbs.)	Semi-Floating 4000		Semi-Floating 6000		Full-Floating 6000		3925		4250	
Pinion and Ring Gear Type	Hypoid		Hypoid		Hypoid		Hypoid		Hypoid	
Engine Availability (Order Code)	5.7L V8 (L05)		5.7L V8 (L05) HD		5.7L V8 (L05) HD/ 7.4L V8 (L19)/ 6.5L V8 (L65)		5.7L V8 (L05)		5.7L V8 (L05) HD/ 7.4L V8 (L19)/ 6.5L V8 (L65)	
Axle Ratio Code	GU6	GT4	GT4	GT5	GT4	GT5	GU6	GT4	GT4	GT5
Ratio	3.42	3.73	3.73	4.10	3.73	4.10	3.42	3.73	3.73	4.10
Pinion Teeth	12	11	11	10	11	10	12	11	11	10
Ring Gear Teeth	41	41	41	41	41	41	41	41	41	41
Ring Gear Diameter (in.)	8.5	3.5	9.5	9.5	10.5	10.5	8.5	3.5	9.5/10.5*	9.5/10.5*

Note: Axle Ratio availability depends on model, powertrain and emissions selected. See your 1994 Chevrolet Truck Order Guide for details.
* With 7.4L V8 (L19).

* Not available on K2500 with 5.7L engine.

TRIM LEVELS

Chevrolet offers Suburban in two trim levels: "Cheyenne" and "Silverado." The following chart details major standard features. See your 1994 Chevrolet Truck Order Guide for details.

CHASSIS EQUIPMENT		CHEYENNE STD., ZW9	SILVERADO YE9
KEY: ■ = STANDARD, — = NOT INCLUDED			
BRAKES	Power Assisted; front disc, rear drum four-wheel antilock.	■	■
EXHAUST	Single.	■	■
FRAME	All-welded ladder-type, channel design and boxed front-end section. Section Modulus: C1500: 2.74 cu. in. C2500: 4.11 cu. in. K1500, K2500: 4.15 cu. in.	■	■
FUEL TANK	42.0 gallon (approx.) capacity.	■	■
SHOCK ABSORBERS	Front: 32 mm; Rear: 32 mm.	■	■
STABILIZER BAR, FRONT	4x2: 1.25 inch; 4x4: 1.18 inch.	■	■
STABILIZER BAR, REAR	0.87 inch.	■	■
STEERING	Integral Power.	■	■
SUSPENSION, FRONT	4x2: Independent w/coil springs. 4x4: Independent w/torsion bars.	■	■
SUSPENSION, REAR	Semi-elliptic two-stage multi-leaf springs.	■	■
TOW HOOKS	Two front (4x4 only).	■	■

EXTERIOR EQUIPMENT		CHEYENNE STD., ZW9	SILVERADO YE9
BUMPER, FRONT	Chromed with black rub strip. Chromed with bumper guards and black rub strip with bright trim.	■	—
BUMPER, REAR	Chromed with black rub strip and step pad.	■	■
DOORS, REAR	Panel type.	■	■
GLASS	Solar-Ray® light-tinted plus upper shade on windshield.	■	■
GRILLE	Molded plastic painted argent with argent air intake areas. Deluxe chrome grille with argent intake areas.	■	—
HEADLAMPS	Single rectangular halogen. Composite halogen.	■	—
HORN	Dual low- and high-note.	■	■
INSULATION	Hood and cab-to-fender.	—	■
LAMP	Center high-mounted stop lamp. Under hood, reel-type, removable.	■	■
MIRRORS	RH and LH below-eye-line type painted black with adjustable heads. Head size 8.5" x 5.0".	■	■
MOLDINGS	Body-side, black with bright strip, and bright wheel opening. K2500 only; Wheel opening flare, front and rear.	■	■
TIRES	Five, all-season steel-belted radial blackwall. Size varies by model. C10906: P235/75R15X K10906: LT225/75R16D C20906: LT245/75R16E K20906: LT245/75R16E	■	■
WHEELS	C1500: Argent painted 15.0" x 7.0" steel wheels with black hub ornament. C1500: 15.0" x 7.0" Rally wheels. K1500/C2500/K2500: Argent painted 16.0" x 6.5" steel wheels with black hub ornament. K1500/C2500/K2500: Argent painted 16.0" x 6.5" steel wheels with black plastic hub.	■	■

SUBURBAN

INTERIOR EQUIPMENT

Key: ■ = Standard, — = Not Included		CHEYENNE STD., ZW9	SILVERADO YE9
ARMRESTS	RH and LH padded integral with door panels.	■	■
ASSIST HANDLES	RF, LR, RR.	■	■
BUZZER	Headlamp warning.	■	■
CIGARETTE LIGHTER	Located on instrument panel inside ashtray bin.	■	■
CUP HOLDER	Two located on instrument panel with bench seat.	■	■
DOOR PANELS	Color-keyed molded plastic. Door trim with cloth inserts and carpet trim. Front door trim panels also have map pockets and door closing assist straps. Coordinated rear door/taillgate and rear sidewall trim panels are included.	—	■
DOOR PANEL AND ROOF SIDE PANELS	Color-keyed.	■	■
DOOR SILL PLATE	Color-keyed.	■	■
DOORS	Side door guard beams for added protection and strength.	■	■
FLOOR COVERING	Black embossed vinyl mat. Color-keyed carpeting with removable color-keyed, vinyl front and rear floor mats. The front and rear carpeting includes Scotchgard® treatment.	—	■
GAGES	including speedometer, odometer, trip odometer, fuel level, voltmeter, engine temperature, oil pressure gages and additional telltale lights.	■	■
GLOVE BOX	Latched door and beverage holder. Light.	■	■
HEADLINER	Full length, color-keyed cloth with matching retainer moldings.	■	■
HEATER	Heavy duty.	■	■
INSULATION	Provided on dash panel, cowl top and sides, headliner and doors. Extra thick on body side trim panels and under instrument panel at center.	—	■
LIGHTING, INTERIOR	Front and rear dome lamps with switches in RH and LH door jambs. All door-activated dome lamps, front and rear map lights, glove box light and ashtray light.	■	■
MIRRORS	10-inch rearview.	■	■
RADIO	ETR AM/FM stereo w/seek-scan, digital clock and two front and two rear speakers.	■	■
SEAT, FRONT	3-passenger bench.	■	■
SEAT, MIDDLE	3-passenger, 60/40 folding bench.	—	■
SPARE TIRE CARRIER	Located inside vehicle behind left rear wheelhouse.	■	■
SPARE TIRE, WHEELS	Full-size, match other wheels and tires standard or optional.	■	—
STEERING WHEEL	Custom urethane 4-spoke. 4-spoke with simulated stitched leather appearance.	—	■
SUNSHADES	Color-keyed cloth RH and LH padded. Color-keyed RH and LH padded with cloth covering, extenders and illuminated visor mirrors. LH sunshade has storage strap.	—	■
WINDSHIELD WIPERS		■	■

PREFERRED EQUIPMENT GROUPS

Preferred Equipment Groups (PEGs) are convenient option packages that can save your customers money. They would pay appreciably more by buying all the options in a Preferred Equipment Group as individual options. (Savings based on a comparison of Manufacturer's Suggested Retail Price of option packages versus MSRP of individual options purchased separately). See your 1994 Chevrolet Truck Order Guide and Vehicle Price Schedule for specific information and prices.

OPTIONS

These options can be ordered individually in addition to the Preferred Equipment Groups if not already included. See your 1994 Chevrolet Truck Order Guide for specific availability and restrictions. The Option Code is listed in **bold type**.

Air Conditioning (front only)	C60	panel doors and Power Windows for side doors. Reqs. Silverado Decor)	ZQ2	Cal./N.Y. Emissions Override	NB8
Air Conditioning (front and rear)	C69	Convenience Package, Driver's includes Tilt-Wheel™ Steering and Electronic Speed Control)	ZQ3	Engines:	
Appearance Package (included with Silverado Trim)	V22	Cooling: Engine Oil and Transmission Oil Cooler	V08	5.7L V8	L05
Axles, Rear		Cooling: Heavy Duty Transmission	KNP	7.4L V8	L19
3.42	GU6	Defogger, Electric Rear Window (available with panel doors ZW9 only)	C49	6.5L V8 Turbo Diesel	L65
3.73	GT4	Emissions:		Alternative Fuel available on C10906 only)	KL5
4.10	GT5	Federal	FE9	Glass, Solar Ray 5 Deep-Tinted	AJ1
Axle, Rear Locking Differential	G80	High Altitude	NA6	GVWR (non-merchandised codes for information only):	
Body, Tailgate (drop gate tailgate with lift glass and electric tailgate release)	E55	California	YF5	6800 lbs.	C6U
Cold Climate Package (includes Engine Block Heater, antifreeze protection to -32° F and special insulation)	V10	New York State	NG1	7200 lbs.	C5Z
Convenience Package, Operating (includes Power Door Locks including		Federal Emissions Override	NC7	7700 lbs.	C3F
				8050 lbs.	C51
				8600 lbs.	C6P

SUBURBAN

OPTIONS (CONT.)

Heater, Auxiliary Rear	C36	ETR AM/FM Stereo Radio w/Seek-Scan.	Tachometer, Engine (mounted in instrument cluster)	U16
Lamps, Roof Marker (N/A YF5)	U01	Cassette, Search/Repeat, Graphic	Tire/Wheel Delete (C/K 2500 only)	6Y4
License Plate Bracket, Front	VK3	Equalizer, Digital Clock and four speakers	Tow Hooks, Front (4x2 only)	V76
Luggage Rack, Roof, Black	V54	w/YE9 includes premium speakers)	Trailer Package, Heavy-Duty	
Mirrors, Exterior Electric Below-Eye-Line,		Recreational Sales Package,	includes hitch platform, Heavy-Duty	
Black (Mirror head: 8.5" x 5")	D48	Vehicle Upfitter (For information purposes only,	Radiator, Engine Oil Cooler, Transmission	
Mirrors, Exterior Camper Type (LH and RH		YF7 is available for ordering through authorized	Oil Cooler, HD Flasher and seven-wire	
stainless steel, Mirror head 7.5" x 10.5")	DF2	C.Q.A.P.C. manufacturers only)	washer)	Z82
Moldings, Steel Opening Flare (K1500		Seat, Option center and/or rear seat not	Wheels:	
4x4 only, front and rear, requires LT245		desired	Rally	P06
tires, standard on K2500)	B71	Seat, 3-passenger 60/40 folding center	Cast Aluminum (C1500 only)	N90
Paint, Exterior:		bench	Cast Aluminum (K1500 only)	PF4
Solid	ZY1	Seat, 3-passenger removable rear bench	Wiper, Rear Window (intermittent, includes	
Conventional Two-Tone	ZY2	(Includes AT5 Seat)	washer, requires E55 Tailgate body)	C25
Deluxe Two-Tone	ZY4	Skid Plate Package (4x4 only; includes	Wiper, Rear Window and Defogger,	
Radio Equipment:		shield plates for engine, front differential,	(intermittent wiper, includes washer,	
Radio Delete	UL5	transfer case and fuel tank)	requires E55 Tailgate body)	ZP6
ETR AM/FM Stereo Radio w/Seek-Scan,		Springs (Torsion Bars), Front Heavy-Duty		
Stereo Cassette, Digital Clock and four		(4x4 only)		
speakers	UM6			

TIRES

**KEY: ALS = ALL-SEASON SBR = STEEL-BELTED RADIAL PLY BW = BLACKWALL WW = WHITEWALL WL = WHITE LETTERED
HWY = HIGHWAY BL = BLACK LETTERED OOR = ON-OFF ROAD WOL = WHITE OUTLINE LETTERED**

TIRE DESCRIPTION		ORDER CODE
P235/75R15X	ALS/SBR/BW	QHA
P235/75R15X	ALS/SBR/WW	QHB
LT225/75R16D	ALS/SBR/BW	QHP
LT245/75R16C	ALS/SBR/BW	QIT
LT225/75R16D	OOR/SBR/BW	QHR
LT245/75R16C	OOR/SBR/BW	QBN
LT245/75R16C	OOR/SBR/WOL	QBX
LT245/75R16E	OOR/SBR/BL	QIW
LT245/75R16E	ALS/SBR/BL	QIZ

DIMENSIONS

MODEL	C1500 SUBURBAN	C2500 SUBURBAN	K1500 SUBURBAN	K2500 SUBURBAN
MODEL NUMBER	CC10906	CC20906	CK10906	CK20906
EXTERIOR DIMENSIONS				
BODY				
Wheelbase (in.)	131.5	131.5	131.5	131.5
Overall Length (in.)	220.0	220.0	220.0	220.0
Overall Height (in.)	70.2	71.9	72.1	72.3
Maximum Width (in.)	76.7	76.7	76.7	76.7
Bumper to Axle (in.)				
Front	35.9	35.9	35.9	35.9
Rear	52.6	52.6	52.6	52.6
Ground to Top of				
Rear Load Floor (in.)	29.0	32.2	30.8	32.3
Ground Clearance (in.)				
Front/Rear	7.0/8.4	7.8/7.8	8.6/9.0	8.7/7.7
Turning Diameter				
Curb-to-Curb (ft.)	48.5	41.4	47.5	46.4
SIGN PANEL AREA (in.)	17 x 85	17 x 85	17 x 85	17 x 85

SUBURBAN

MODEL	C1500 SUBURBAN	C2500 SUBURBAN	K1500 SUBURBAN	K2500 SUBURBAN
MODEL NUMBER	CC10906	CC20906	CK10906	CK20906
INTERIOR DIMENSIONS				
Headroom (in.) Front/Middle/Rear	39.9/38.8/38.2	39.9/38.8/38.2	39.9/38.8/38.2	39.9/38.8/38.2
Legroom (in.) Front/Middle/Rear	41.7/36.3/36.5	41.7/36.3/36.5	41.7/36.3/36.5	41.7/36.3/36.5
Shoulder Room (in.) Front/Middle/Rear	65.4/64.9/63.8	65.4/64.9/63.8	65.4/64.9/63.8	65.4/64.9/63.8
Hip Room (in.) Front/Middle/Rear	60.0/59.3/65.9	60.0/59.3/65.9	60.0/59.3/65.9	60.0/59.3/65.9
Cargo Volume (cu. ft.) w/ Front Seat	149.5	149.5	149.5	149.5
w/ Front, Middle Seats	96.6	96.6	96.6	96.6
w/ Front Middle, Rear Seats	47.5	47.5	47.5	47.5
Load Floor Length (in.) w/ Front Seat	97.7	97.7	97.7	97.7
w/ Front, Middle Seats	70.9	70.9	70.9	70.9
w/ Front Middle, Rear Seats	36.0	36.0	36.0	36.0
Cargo Width (in.)	59.3	59.3	59.3	59.3
Interior Width between Wheelhousings (in.)	49.7	49.7	49.7	49.7

94 Suburban

ORDERING INFORMATION

Focus Vehicle—C1500 Suburban with Silverado trim. This vehicle is popular with buyers desiring a high trailering capability and a comfortable, spacious interior and has seating for up to 9 passengers. When equipped with PEG 3 (N1A3), this model represents an excellent opportunity for high-volume Suburban sales at your dealership.

Feature Vehicle—C1500 Suburban with Silverado trim and special trailering equipment package (detailed on the following sheet).

Performance

- **5.7 Liter V8 Engine with Electronic Fuel Injection**—low maintenance, reliable cold weather starting, smooth idling and high fuel efficiency, generates 210 hp/300 lb.-ft. of torque, capable of towing up to 7,000 lbs. when properly equipped
- **Four-Speed Electronically Controlled Automatic Transmission with Overdrive**—for smooth, consistent shifts whether carrying small payload or towing trailer
- **Four-Wheel Anti-Lock Brake System**—reduces chance of wheel lockup helping driver maintain control during severe braking, even on slippery surfaces
- **Independent Front Suspension**—pivoted upper and lower control arms reduce deflection, allowing front wheels to travel straight up and down. Helps to keep tires in firm contact with the road providing smooth, stable ride and good directional control under a variety of conditions

Options

- **Engine Choices**—Suburban offers several powerplants for a wide range of uses, including the standard 5.7 Liter V8, 6.5 Liter light and heavy duty Turbo Diesels, and the 7.4 Liter V8. Suburban can tow up to 10,000 lbs. when properly equipped
- **Trim Levels**—Choice of Cheyenne (standard) or Silverado Decor offers value in the more economical or uplevel range with many comfort, appearance and convenience features
- **Sound Systems**—available systems to fit a range of budgets and needs include graphic equalizer, cassette tape, extended range front and rear speakers

Work Credentials

- **Folding Center Seatback, Removable Third-Row Seat**—versatility of over 149.5 cu. ft. of cargo space with third-row seat removed and second-row seat stowed, optional nine-passenger comfort when front, center and third-row seats installed
- **Chrome Plated Cargo Tie-Down Hooks**—for securing loads to floor
- **Two-Stage Variable-Rate Multi-Leaf Springs**—on rear suspension provide excellent ride under light loads and strong support capability under heavy loads

Easy

- TO OWN**
- **Scotchgard™ Fabric Protector**—on cloth seats, door panels, carpet, resists stains for easy cleanup
- **Remote Release Liftgate**—release glass from inside vehicle with instrument panel-mounted switch
- **Rear Window Wiper and Washer System**—helps maintain clear rear vision through all kinds of weather and road conditions (N/A with rear panel doors)
- ON THE MIND**
- **Brake/Transmission Shift Interlock**—prevents lever from inadvertently shifting out of Park, brake pedal must first be depressed
- **Center High-Mounted Stop Lamp**—highly visible signal helps prevent rear end collisions
- **Roadside Assistance**—24-hour service assistance via Chevrolet's toll-free "800" number. Fast response for towing, repairs, and other services

Reliability/Durability

- **Basecoat/Clearcoat Paint**—high gloss shine, long-lasting exterior finish resists fading
- **Anti-Chip Coating**—on lower body surfaces helps prevent damage to finish
- **Serpentine Accessory Drive Belt**—automatic tension adjustment, designed to provide longer service life than conventional belt systems
- **Bumper-to-Bumper Plus Warranty**—3-year/36,000-mile, no-deductible limited warranty, includes parts, labor. 6-year/100,000-mile body sheet metal rust-through protection. 5-year/50,000-mile emissions control system coverage. (Tires covered by their manufacturer.)
- **Chevrolet Diesel Engine Warranty**—5-year/100,000-mile warranty, \$100 deductible after 3 years/36,000 miles

RED ■ : New Feature
BLACK ■ : Focus Vehicle Feature



**FOCUS/
FEATURE
VEHICLE:**
C1500
SUBURBAN
WITH
SILVERADO
TRIM


94 Suburban

Trim Color/Seat Style Availability


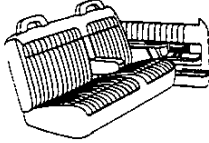
Vinyl
available in Beige, Blue, Garnet
and Gray

Custom Cloth
available in Beige, Blue, Garnet
and Gray


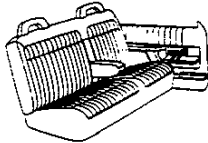
Ultrasoft Leather
available in Beige and Gray



Bench Seat - Cheyenne



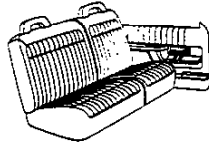
Bench Seat - Silverado



Reclining High-Back Bucket Seat
Silverado



Reclining Split Bench Seat
Silverado



Reclining High-Back Bucket Seat
Silverado



Four Most Popular Exterior Colors By Percentage

Below are the anticipated four most popular Suburban colors for 1994 based on national sales volume. They are listed for reference only.

To identify the top selling colors in your area, by model, use the Retail Sales Analysis (RSA).




Teal Blue Metallic	22%
Summit White	19%
Burnt Red Metallic	12%
Indigo Blue Metallic	11%

Four Most Popular Exterior Colors with Corresponding Interior Color Availability

EXTERIOR	INTERIOR			
	Beige	Blue	Garnet	Gray
Teal Blue Metallic	■			■
Summit White	■	■	■	■
Burnt Red Metallic	■		■	■
Indigo Blue Metallic	■	■		■

NOTE: New Suburban exterior colors are Atlantic Blue Metallic, Light Autumnwood Metallic and Dark Autumnwood Metallic.

Wheels



15" or 16" Standard steel-painted
Argent with Black hub ornament



15" or 16" Optional Rally Wheel
trim with Bright trim ring



Full Wheel Cover - Standard on
Silverado



15" Optional 2WD cast-aluminum -
C1500 models only



16" Optional 4WD cast-aluminum -
K1500 models only