



97

PRODUCT INFORMATION
G U I D E



A S T R O V A N

Press Release		Engines	10-11
Brand Positioning	1	Transmissions	11-12
Models	1-2	Suspension	12-13
1996 Awards	2	Steering	13
Competitors	2	Brakes	13
Demographics	2	Wheels And Tires	14
What's New For '97	3	Genuine Customer Care	14-15
Chevrolet Media Online	3	GM Mobility Program	15
Safety	3-4	History	16
Feature Availability	5	Specifications	Appendix A
Interior Features	6-8	Photography	Appendix B
Exterior Features	9-10		
Design And Manufacturing	10		
Body Structure	10		



A S T R O V A N



For Release: September 1, 1996

Contact: Chevrolet/Geo Communications
Phone: (800) CHEVY-MI or
(810) 492-8841
Fax: (810) 492-8853

11599 - 6/96

NEW SAFETY AND INTERIOR FEATURES HIGHLIGHT ASTRO FOR 1997

Warren, Mich. — Chevy Astro is the unsurpassed “workhorse” of the midsize van class. No other midsize van offers its combination of people-moving (up to 8 passengers), cargo-carrying (up to 170.4 cu. ft.) and trailering ability (up to 5500 lbs., when properly equipped). Now for 1997, Astro Passenger and Astro Cargo Van add new safety, comfort and convenience features to their impressive list of credentials. For example, automatic Daytime Running Lamps (DRL) are now standard. Designed to help other drivers see Astro more easily during daylight hours or in inclement weather, DRL illuminate automatically when the driver starts the engine, and turn off automatically when the ignition is switched off or the driver activates the headlamp system.

New interior comforts for the 1997 Astro include optional special leather seating surfaces available on LT models in Gray or Neutral. These new leather seating surfaces are an ideal complement to the Astro LT interior.

There’s also a new delayed interior lighting system, standard on all models. The dome lamps turn on when any door is opened, and remain on for 20 seconds after the last door closes. This provides peace of mind for owners at night, enabling them to locate keys or other items before starting their van.

Another added convenience for 1997 is the innovative HomeLink 3-channel transmitter. Built into the garage door opener compartment in the available overhead console (standard on LT), HomeLink memorizes the activation codes for as many as three remote-control devices, such as garage door, estate gate and security lighting. HomeLink requires the optional roof console, and is available on all Astro Passenger Vans and also on Astro Cargo Van models with (YF7) Upfitter Package.

— MORE —

Astro engineers have improved the powertrain and chassis as well. The 4L60-E automatic overdrive transmission, standard on all models, has been enhanced in two ways. First, the transmission fluid pump has been refined to achieve as much as a 20 percent increase in pump output, resulting in smooth shifts and increased operating efficiency. Second, a revised clutch plate design reduces the potential for slippage, providing a more efficient operation.

Steering enhancements are also part of the 1997 Astro story. New Electronic Variable Orifice (EVO) steering, standard on both models, is an electronically controlled power steering system that improves steering ease at lower vehicle speeds (e.g., parking). At higher vehicle speeds, steering effort reverts to normal levels.

New paint colors for Astro Van are Dark Purple Metallic, Silvermist Metallic and Light Carmine Red Metallic.

Astro is available with rear-wheel drive or full-time All-Wheel-Drive, in both Passenger and Cargo Van models. Astro Passenger Van models are offered in three trim levels for '97: Standard, LS and LT. The innovative rear Dutch doors option offers the versatility of double rear doors, with the visibility of a full rear window. An intermittent rear wiper and washer are standard with this convenient Astro option.

Astro Passenger Van is popular with families that need a multipurpose van for daily driving and weekend excursions. Astro Cargo Vans are ideally suited to commercial uses that require power, payload capacity and dependability. In fact, Astro Cargo van is the best selling van in its class. At work and at play, Astro delivers impressive value ... and it's a key member of the Chevrolet Van family for 1997 that also includes Chevy Van, Express and the all-new Venture Minivan.

As a final note, Chevrolet/Geo recognizes the importance of mobility to everyone's life and, therefore, offers financial assistance to persons with disabilities through the General Motors Mobility Program. This program provides financial assistance — up to \$1,000 — toward the cost of any aftermarket adaptive equipment for drivers or passengers and/or vehicle "alerting devices" for deaf and hearing impaired drivers. A special feature of the program is single-transaction GMAC financing for the vehicle and its adaptive aids. Further details are available by calling the GM Mobility Assistance Center at 1-800-323-9935.

###



1997 ASTRO BRAND POSITIONING MODELS

"The rear-wheel-drive configuration gives Astro Van a towing capacity up to 5,500 lbs. —something no front-wheel-drive minivan can match."*

Fred Schaafsma, Vehicle Line Executive

BRAND POSITIONING


The midsize van that provides unmatched towing capacity and passenger/cargo versatility. Astro is for recreationally active families who want the ultimate in passenger, cargo and trailering capacity.

MODELS

Astro is available in four models:

- Passenger Van, rear-wheel drive
- Passenger Van, All-Wheel Drive
- Cargo Van, rear-wheel drive
- Cargo Van, All-Wheel Drive.


Three trim levels are available for Astro Passenger Van:



- Astro¹ (with Standard trim).



- Astro LS¹



- Astro LT¹

¹ 1996 art shown. 1997 art not available at time of publication. Refer to the Chevrolet Media Online Web site at <http://media.gm.com/chevy> for the most current product photography as well as new product information and highlights.

One trim level is available for Astro Cargo Van:




- Astro Cargo Van.

The LS trim package adds the following equipment *:

- 8-passenger seating in Custom Cloth
- Cargo convenience net
- Solar-Ray glass

1997 ASTRO

MODELS (CONTINUED)
1996 AWARD HIGHLIGHTS
COMPETITORS
DEMOGRAPHICS



"Astro appeals to those seeking big space and high value — 54% of our van customers."

John Gaydash, Brand Manager

- Dual adjustable reading lights
- Power door locks and windows
- Body-side moldings
- Tilt-Wheel™ Adjustable Steering column and electronic speed control with Resume Speed.

The LT trim level adds the following equipment, in addition to or replacing LS features*:

- 8-passenger seating trimmed in Special Cloth
- 6-way power driver seat
- Overhead console
- Remote Keyless Entry
- Leather-wrapped steering wheel
- Sunshades with illuminated visor mirrors
- Painted luggage carrier
- Power remote mirrors.

*NOTE: Some features may differ according to model.

1996 AWARD HIGHLIGHTS

- A "Best Buy" Recommendation (1996 Astro)
— *Consumers Digest.*

COMPETITORS

Astro competes in the midsize van segment. In 1995, this segment accounted for almost 18 percent of the light-duty truck market with 1,015,749 units. The midsize van market is projected to grow nearly 30 percent in the next six years.

Astro competitors include:

- Ford Aerostar
- Ford Windstar
- Chrysler Town and Country
- Dodge Caravan
- Plymouth Voyager
- VW Eurovan
- Toyota Previa
- Honda Odyssey.

DEMOGRAPHICS

Astro Passenger Van (principle driver):

- Median age is 42 years
- 34.6% of buyers attended college
- 19% named price as first reason for purchase
- Median household income of \$60,000
- 34.3% of drivers are female
- 90% of buyers are married.

Astro is for recreationally active families who want impressive passenger, cargo and trailering capacity. Top needs include room for 5-8 people and plenty of room for carrying small items. Astro contains many truck-like features minivan buyers seek.



1997 ASTRO WHAT'S NEW FOR '97 CHEVROLET MEDIA ONLINE SAFETY

"Astro has also carved out a niche in the smallest segment, 'Big Family Van to Trailer.' Emphasis is on passenger space and heavy trailering."

John Gaydash, Brand Manager



WHAT'S NEW FOR '97

INTERIOR

- Optional special leather seating surfaces (LT only)
- Optional HomeLink transmitter
- Delayed interior lighting.

EXTERIOR

- Automatic Daytime Running Lamps (DRL)
- Three paint colors — Dark Purple Metallic, Silvermist Metallic and Light Carmine Red Metallic.

PERFORMANCE

- Improved 4L60-E automatic transmission
- Electronic Variable Orifice (EVO) power steering
- Lighter-weight torsion bars and plug-in front differential axle shafts (AWD only).

CHEVROLET MEDIA ONLINE

[HTTP://MEDIA.GM.COM/CHEVY](http://media.gm.com/chevy)

Chevrolet Media Online is an exclusive Web site for journalists to learn about Chevrolet/Geo. It contains everything included in the 1997 Product Information Guide, plus a wide range of other useful information, such as the latest press releases, photography, line art, motorsports activities, detailed Chevrolet history and bios of the Chevrolet Communications staff. The major advantage of Chevrolet Media Online is that updates occur whenever new material from Chevrolet Communications is issued.

Chevrolet Media Online was designed to offer quick access to exclusive information about Chevrolet and its products. To ensure that only authorized journalists have access to Chevrolet Media Online, a user I.D. and password are required to enter. To apply for a password, please call the General Motors Media Online offices at 1-800-875-7562.

SAFETY

General Motors has a long history of leadership in automotive safety research, development and testing. While the federal government specifies a variety of safety tests for vehicles, GM goes beyond those guidelines to help further ensure high levels of vehicle safety for GM owners. GM works hard to help keep your family safe by performing more tests, with an entire family of many different sized test dummies, than are required to

1997 ASTRO

SAFETY (CONTINUED)



comply with government regulations. GM is the research and engineering leader in developing technology that helps Chevrolet owners avoid collisions and helps protect them in the event a crash occurs.

CRASH AVOIDANCE FEATURES



Automatic Daytime Running Lamps (DRL) make the vehicle more visible to other drivers during daylight hours.

- Astro has predictable, responsive handling provided by a rigid body structure.
- The standard front stabilizer bar reduces body roll while cornering and enhances stability in crash-avoidance situations.
- Standard four-wheel anti-lock brake system (ABS) helps minimize wheel lockup in hard-braking situations and on most slippery surfaces, helping the driver to maintain steering control.
- Sloping hood design, generous glass area and low window lines provide good visibility.
- A brake/transmission shift interlock prevents Astro from being shifted out of Park without first depressing the brake pedal.

OCCUPANT PROTECTION FEATURES

- Standard driver and front-passenger air bags, designed for use with safety belts, help restrain the driver and front-seat passenger in the event of a moderate to severe frontal impact. Always wear safety belts, even with air bags.
- Optional integral child safety seats are available for intermediate outboard seat positions available on LS and LT (with Special Cloth) only.
- A standard sliding-door child security lock, located at the rearmost part of the sliding door, prevents the sliding door from being opened from the inside when the lock is engaged.
- Structural side-door beams in the front doors and in the sliding side door are designed to help prevent intrusions into the passenger compartment during shallow-angle collisions.
- Reinforced safety cage design helps protect the passenger compartment with strong structural components.
- Crush zones are designed to help absorb energy in a front and rear crash by deforming in a controlled manner.
- Urethane-bonded windshield safety glass and tempered side- and rear-window safety glass help reduce occupant injuries.
- Energy-absorbing steering column and instrument panel help reduce the risk of injury to the driver in a crash.



1997 ASTRO

FEATURE AVAILABILITY

	Standard	LS	LT	Cargo Van
INTERIOR				
Air Bags - Dual	S	S	S	S
Air Conditioning - Front, With CFC-Free Refrigerant	S	S	S	S
- Front and Rear	O	O	O	NA
Convenience Group - Tilt Wheel & Speed Control	O	S	S	O
- Power Windows	O	O	S	O
Door Beams - Side Impact	S	S	S	S
Door Trim - Driver and Passenger, color-keyed cloth/carpet	S	S	S	NA
Headliner - Color-Keyed Cloth	S	S	S	NA
Gauges - Fuel level, Odometer, Oil Pressure, Speedometer, Temperature Gauge, Trip Odometer, Voltmeter	S	S	S	S
Lights, Interior - Delayed entry	S	S	S	O
Locks - Power Door	NA	S	S	O
Scotchgard™ Protector	S	S	S	S
Seating - 5 Passenger	S	NA	NA	NA
- 8 Passenger	NA	S	S	NA
- 7 Passenger	O	O	O	NA
- 2-Passenger	NA	NA	NA	S
Seats - Vinyl Front Reclining Buckets & Center Bench	S	NA	NA	NA
- Cloth Front Reclining Buckets & Two Bench	NA	S	NA	NA
- Special Cloth Front Reclining Buckets & Two Bench	NA	NA	S	NA
- Vinyl Front Reclining Buckets	NA	NA	NA	S
Seat Package - Armrests, Map Pocket, Lumbar Support ¹	O	S	S	O
Steering Wheel - Black Four-Spoke	S	S	NA	S
- Black Leather Wrapped	NA	O	S	NA
Stereo - ETR AM/FM With Digital Clock	S	S	S	S
- ETR AM/FM With Cassette And Digital Clock	O	O	O	O
- ETR AM/FM With Cassette And Compact Disc	O	O	O	O
- Rear Seat Radio Controls and Jacks	NA	O	O	NA
Storage Compartment - Left Rear Quarter, Third Seat Area	S	S	S	NA
Sunshades - Cloth w/Map Bands, Extenders	S	S	NA	S
- Cloth w/Lighted Mirrors, Extenders	NA	NA	S	NA
- Vinyl Color-Keyed w/Map Bands	NA	NA	NA	S
Warning Tone - Headlamps-On Warning Buzzer	S	S	S	S
Windows - Swing-Out on Sliding Door, LF Quarter Panel	S	S	S	O
Windows - Swing-Out on Rear Door	NA	S	S	O
Wipers - Intermittent Variable	S	S	S	S
EXTERIOR				
Daytime Running Lamps - Automatic	S	S	S	S
Doors - Sliding RH Side, RH and LH Rear Loading	S	S	S	S
Doors - Rear Dutch w/Liftglass	O	O	O	O
Mirrors - Below Eyeline Foldaway, Black	S	S	NA	S
- Below Eyeline Electric Remote Control, Black	NA	O	S	NA
Tires - P215/75R-15 All-Season Blackwall	S	S	S	S
- P215/75R-15 All-Season White Lettered	O	O	O	NA
- P215/75R-15 All-Season White-Lettered	O	O	O	NA
Wheels - Steel 15" x 6" Silver Painted w/Black Center Cap	S	NA	NA	O
- Styled-Steel 15" x 6" Silver Painted	NA	S	NA	S
- Brushed Aluminum 15" x 6"	NA	O	S	O
FUNCTIONAL				
Brakes - 4-Wheel Anti-Lock (ABS)	S	S	S	S
- Power, Front Disc/Rear Drum	S	S	S	S
Cargo Capacity - 170.4 cu. ft. ²	S	S	S	S
Engine - Vortec 4300 V6 SFI	S	S	S	S
Fuel Capacity - 25 - Gallon	S	S	S	S
Remote Keyless Entry	NA	NA	S	O
Suspension - Touring	O	O	O	NA
Trailer Capacity - 3500 lbs. ³	O	O	O	O
Transmission - 4-Speed Electronically Controlled Automatic	S	S	S	S

S—Standard. O—Optional [some options may be available only as part of a Preferred Equipment Group (PEG)]. NA—Not available. 1 Available with Cloth trim only. Included with standard trim PEG and 1SC, LS, LT decor. 2 For Cargo Van Model. Cargo Capacity for Passenger Van is 170.4 cu. ft. with center and rear-row seats removed. 3 When properly equipped.

1997 ASTRO

INTERIOR FEATURES



"Roomy interiors like that found in Astro, continue to appear as a top reason to buy among midsize passenger van intenders."

John Gaydash, Brand Manager

INTERIOR FEATURES

In 1996, Chevrolet introduced a totally new interior for the Astro, giving it a level of comfort and luxury it has never had. Several new features are added for 1997 that build upon this evolution (see "New For 97" icons throughout these pages for the details).

Seating for up to 8 passengers or room for up to 170.4 cu. ft. of cargo space make Astro a highly versatile people-/cargo-carrier. The spacious interior boasts an inviting, contemporary look.

The instrument panel is ergonomically designed with easy-to-operate rotary controls. Standard instrumentation includes speedometer, coolant temperature, fuel level, oil pressure, odometer, trip odometer and voltage level.

Standard engine-cover convenience console includes dual auxiliary power outlets, dual cup holders, locking glove box and a handy map net.

SEATS

Astro offers a variety of seating arrangements designed to accommodate up to eight passengers, depending upon the seating configuration chosen. Front bucket seats have lap and shoulder safety belts. The intermediate and rear bench seats have lap safety belts for all passengers, and shoulder safety belts and head restraints for the outboard seating positions.

Integrated child safety seats are available for the intermediate seat's two outboard positions (LS and LT with Special Cloth).




Optional Special Leather seating surfaces available in Astro LT model.

- Five-passenger seating — includes Custom Vinyl high-back bucket seats with removable, three-passenger center bench seat (included in Astro with standard trim).
- Eight-passenger seating — includes Custom Cloth reclining high-back front-bucket seats with dual armrests, map pockets and adjustable lumbar support, plus adjustable three-passenger center and rear-row bench seats (optional on Standard, standard on LS).
- Eight-passenger seating — includes Special Cloth reclining high-back front bucket seats with folding, integral armrests; split-back center- and rear-row seats include center console with convenience tray and beverage holders (standard on LT).



1997 ASTRO INTERIOR FEATURES (CONTINUED)

- Seven-passenger seating — available with all trim levels, includes four high-back reclining bucket seats and a rear-row three-passenger bench seat (split-bench reclining seat with LT trim).
- Optional 6-way power driver seat and passenger seat (standard on LT).

 Intermediate lumbar support (available January 1997). Available with Luxury Touring Package and 7-passenger seating only.

INTERIOR COLORS

Interior colors for '97:

- Gray
- Navy
- Neutral
- Ruby.*

*Not available with 5-passenger seating

COMFORT AND CONVENIENCE FEATURES


Astro offers many outstanding comfort and convenience features, ranging from seat design to ease of cargo and passenger loading.

- Loading and unloading is easy with the wide-opening rear doors and side door and low-level rear door sill. Cargo models have a ribbed load floor (for easy sliding of heavy cargo) while passenger models feature a carpeted load floor.
- Standard air conditioning uses CFC-free R-134a refrigerant.
- Cloth seats and floor coverings are treated with Scotchgard™

Protector to resist stains and make cleanups quick and easy.

Standard on all models with cloth seats.


- Standard intermittent wipers allow the driver to match wiper speed to weather conditions.
- Optional Tilt-Wheel™ Adjustable Steering Column with electronic speed control adjusts to a comfortable position for a wide range of drivers (standard on LS and LT).
- Standard headlamps-on reminder tone alerts driver to turn off headlamps when exiting the vehicle.

 Underseat heat ducts provide increased temperature control to make center- and rear-row passengers more comfortable.


- Standard door map pockets provide additional convenient storage space.
- Standard color-keyed vinyl sunvisors with map straps on Cargo Van; color-keyed cloth with visor mirrors, map straps and extenders on Standard and LS Passenger Van; color-keyed cloth with lighted visor mirrors (includes dimmer), map straps, auxiliary visors and extenders on LT (optional with Standard trim, LS and Cargo Vans with YF7 Upfitter Package; requires overhead console).
- Standard passenger-assist handles make entry and exit easy.
- Optional Remote Keyless Entry system activates automatic locking/unlocking features and illuminated entry simply by pressing a button on the key fob (standard on LT).


1997 ASTRO

INTERIOR FEATURES (CONTINUED)



- Rear compartment convenience net helps keep small cargo loads upright or in place while driving (standard on LS and LT, optional with Standard trim).

 Delayed interior lighting, standard on all models, allows dome lamps to remain on for 20 seconds after the last door closes.

 HomeLink 3-channel transmitter, available on all models with optional roof console.

This handy built-in transmitter memorizes the activation codes for as many as three remote-control devices (such as garage door, estate gate, home security lights) and helps reduce clutter in the vehicle.

AUDIO SYSTEMS

A complete family of advanced audio systems is available for the '97 Astro Van lineup.

- Standard electronically tuned AM/FM stereo with seek-scan, digital clock and six-speaker system (standard on all models).
 - Optional electronically tuned AM/FM stereo with seek-scan, cassette player, digital clock and eight-speaker system (standard on Cargo models with YF7 Upfitter Package).
 - Optional electronically tuned AM/FM stereo with seek-scan, digital clock, automatic tone control, cassette player, TheftLock feature, speed-compensated volume and eight-speaker system. (Cargo models offer four front-door speakers and rear speaker wiring).
 - Optional electronically tuned AM/FM stereo with seek-scan, digital clock, automatic tone control, CD player, TheftLock feature, speed-compensated volume and eight-speaker system. (Cargo models offer four front-door speakers and rear speaker wiring).
 - Optional electronically tuned AM/FM stereo with seek-scan, digital clock, automatic tone control, cassette tape player, CD player, TheftLock feature, speed-compensated volume and eight-speaker system. (Cargo models offer four front-door speakers and rear speaker wiring).
- Center-row radio controls, available with premium AM/FM stereo with cassette radio, includes dual audio controls and dual headphone jacks. This allows center-row passengers to listen to a different music source (CD/radio/tape) at a different volume than front-seat passengers.
- Rear audio controls include on/off, AM/FM, tape/auxiliary, preset radio stations and seek feature.
 - The optional rear headphone jacks have rotary volume controls.
 - The driver controls front-speaker volume, even when the rear-seat audio control is in use.
 - Rear-seat audio controls are available with optional AM/FM stereo with automatic tone control, cassette player, TheftLock feature and speed-compensated volume.



1997 ASTRO EXTERIOR FEATURES

*...features buyers attention by being both
roomy and very reliable.*

John Gaydash, Brand Manager

EXTERIOR FEATURES

Astro models with Standard trim have a smooth-painted, body-color front fascia. The rear bumper is also painted body color.

- *Body-side cladding gives Astro more dramatic styling* (standard on LS and LT; optional on Cargo Van models with YF7 Upfitter Package).
- Standard Solar-Ray tinted glass improves interior comfort and enhances protection against ultraviolet and infrared solar rays (deep tint on LT models).
- The spare tire is mounted under the body with a winch-type carrier to increase interior room.
- Extensive corrosion protection includes the use of galvanized steel for all major exterior body panels (except the roof, where it is not needed).
- The galvanized-zinc coating helps prevent surface rust due to minor chips and scratches.
- A seven-stage zinc phosphate wash and zinc-rich corrosion-resistant primer is applied to the body, doors and hood.
- Prior to final assembly, special sealers are applied to body seams for added corrosion protection.

- All lower-body panels are sprayed with a urethane anti-chip coating for added protection against stone damage and road debris, and hot wax is sprayed on the underbody.
- Aluminized stainless-steel muffler and tailpipe provide enhanced durability.

DUTCH DOORS

Astro is available with optional rear Dutch doors — a one-piece liftgate window with split-panel doors below. Dutch doors offer the versatility of a double rear door with the enhanced visibility of a full rear window.

An electric release and gas struts on the liftgate window make operation easy. An intermittent rear wiper/wet-arm washer is included with the Dutch doors option; a rear defogger is optional.

PAINT

Astro uses basecoat/clearcoat paint, which resists fading and provides a high-gloss shine for long-lasting exterior beauty. Clearcoat finish is used with all exterior colors — solid and metallics.

PAINT COLORS



Three new exterior colors are available:

- Dark Purple Metallic
- Silvermist Metallic
- Light Carmine Red Metallic.

1997 ASTRO

EXTERIOR FEATURES (CONTINUED)
DESIGN AND MANUFACTURING
BODY STRUCTURE
ENGINES



"The midsize van market is the third largest segment in the industry. Astro is currently Chevrolet's strongest entry in this segment."

John Gaydash, Brand Manager

Other Paint Colors for '97 Astro Include:

- Light Autumnwood Metallic
- Ivory White
- Emerald Green Metallic
- Teal Blue Metallic
- Medium Blue Metallic
- Cherry Ice Metallic
- Medium Lichen Green Metallic.

DESIGN AND MANUFACTURING

Astro is manufactured at a General Motors assembly plant in Baltimore, Md. Here, a precise combination of design technology, sophisticated assembly and statistical process control team up to assure Astro Van quality. Extensive use of robotics in welding, painting and other areas provide a high degree of production consistency. A computerized torque monitoring system, which verifies the correct tightening of critical nuts and bolts in the assembly process, is but one of many advanced automated processes. These and other advanced production methods translate into snug fits throughout the body, strong, seamless welds and a rich, superb-quality paint finish.

BODY STRUCTURE

Astro has a unibody (integral frame) structure that incorporates a partial front ladder-type frame with the floor panels, adding rigidity without excessive weight. This design maximizes strength and payload capacity. The underbody, right- and left-side panels, roof panel and front end are made from single-piece stampings, for increased structural rigidity. Single-piece construction of the front-door frames, window frames, side- and rear-door openings protects against corrosion by eliminating vulnerable seams.

Some parts, composed primarily of plastic resin, are labeled to facilitate recycling:

- Radiator coolant reservoir
- Windshield washer reservoir
- Fuel tank shield.

ENGINES



VORTEC 4300 V6 ENGINE (L35)

A Vortec 4300 V6 engine with Sequential Fuel Injection (SFI) is standard on Astro. This

refined V6 is one of the most advanced engines in its class.

- 190 horsepower at 4400 rpm
- 250 lb.-ft. torque at 2800 rpm.

Extended-life service items include:

- Platinum-tip spark plugs for extended service intervals*



1997 ASTRO ENGINES (CONTINUED) TRANSMISSIONS

- No need to check engine timing — ever
- Extended-life coolant good for 5 years or 100,000 miles, whichever comes first*
- Single accessory drive belt helps reduce replacement costs compared to traditional belt designs.


*Maintenance needs vary with different uses and driving conditions.

ON BOARD DIAGNOSTICS SECOND GENERATION (OBD II)

On-Board Diagnostics reached a new level of sophistication last year with the implementation of OBD II (On-Board Diagnostics Second Generation). A more powerful Vehicle Control Module (VCM) monitors the emissions system and its components to detect the slightest level of deterioration or malfunction.

- The powerful VCM stores and retrieves diagnostic messages to help technicians diagnose and fix problems quickly and accurately.
- The VCM alerts the driver by illuminating the "Service Engine Soon" light when it detects a deterioration in the performance of any of the monitored components.
- Unlike first-generation systems that signaled only system failures, OBD II alerts the driver to have the vehicle serviced before experiencing a possible breakdown or incurring more expensive repairs.

TRANSMISSIONS



4L60-E 4-SPEED ELECTRONIC AUTOMATIC TRANSMISSION

GM's 4L60-E 4-speed overdrive automatic transmission is standard equipment on Astro. The 4L60-E's "intelligent" electronic controls allow the transmission to match the engine's performance and deliver excellent fuel efficiency.



The 4L60-E transmission has been enhanced two ways. First, the transmission fluid pump has been refined to achieve as much as a 20 percent increase in pump output for smoother shifts and increased operating efficiency. Second, a revised clutch plate design reduces the potential for slippage, providing for more efficient operation.

The 4L60-E's wide range of gear ratios enhances both performance and fuel economy. The 3.06:1 first-gear ratio provides high torque multiplication for initial acceleration. The overdrive .70:1 fourth gear reduces engine rpm at cruising speed, providing excellent fuel economy and reduces wear.

The 4L60-E provides the precision and flexibility of electronic controls. The Powertrain Control Module (PCM) measures key vehicle inputs, including throttle position, vehicle speed, gear range, temperature and engine load. Shift points and shift smoothness are controlled by four solenoids that are connected to the Powertrain Control Module.

1997 ASTRO

TRANSMISSIONS (CONTINUED)

SUSPENSION



- The PCM acts as an interface between the engine and transmission to provide the feel of a virtually “seamless” powertrain.
 - Shift timing is controlled electronically by signals sent to the valve body’s shift solenoids, which activate the shift valves and execute the gear changes.
 - The refined torque converter clutch controls provide nearly imperceptible clutch application and release.
- A brake/transmission shift interlock is a standard on all models. The interlock requires the driver to apply the brake pedal to shift out of Park.

The 4L60-E’s second-gear start feature provides an extra measure of control in hazardous driving conditions. By moving the gear selector to the DRIVE 2 position, the driver can reduce torque to the drive wheels, increasing control during initial acceleration on slippery surfaces.

4L60-E transmissions are factory-filled with long-life Dexron III automatic transmission fluid that never needs replacement under normal conditions.*

*Maintenance needs vary with different uses and driving conditions.

SUSPENSION

FRONT



Shorter torsion bars on All-Wheel-Drive models use micro-alloyed spring steel that eliminates torsion bar adapter tubes — reducing mass by about ten pounds, and enhancing fuel economy.



Plug-in axle shafts on All-Wheel-Drive models eliminate flanges on both the halfshaft and front differential for a weight reduction of about ten pounds. This also improves fuel efficiency and serviceability.



A fluid drain plug has been added to the differential carrier for easier serviceability.

- Rear-wheel-drive models have independent front suspension with upper and lower control arms, a stabilizer bar and computer-selected, friction-free coil springs.
- All-Wheel-Drive models are equipped with upper and lower control arms, a stabilizer bar and torsion bars. The torsion bars are computer-selected to optimize ride and handling.
- Specially tuned 32mm deflected disc shock absorbers are standard on RWD and AWD models.

REAR

- Rear axle shafts are hardened for fatigue resistance and added durability.
- Variable-rate, steel multi-leaf rear springs provide a smooth ride and minimize jounce.



1997 ASTRO SUSPENSION (CONTINUED) STEERING BRAKES

Three axle ratios are available for rear-wheel-drive

Astro vans:

- 3.23:1 for maximum fuel economy
- 3.42:1 for mid-range towing needs
- 3.73:1 for maximum torque and towing capability.

All-Wheel Drive models are available with two axle ratios:

- 3.42:1 for mid-range towing needs
- 3.73:1 for maximum torque and towing capability.

STEERING



Electronic Variable Orifice (EVO) steering is standard on all models. EVO is an electronically controlled power steering system that improves steering ease at lower vehicle speeds (e.g., parking). At higher vehicle speeds, steering effort reverts to normal levels.

BRAKES

Power front disc/rear drum brakes are standard on Astro.

- Large (11.5-inch diameter AWD; 11.8-inch RWD) ventilated front rotors provide excellent brake cooling.
- Audible pad-wear sensors alert the driver when brake pad maintenance is needed.

ABS

A four-wheel anti-lock brake system (ABS) is standard on all Astro models. This three-sensor anti-lock system uses a transmission-mounted speed sensor for rear-wheel speed, thus eliminating two rear axle sensors and associated wiring.

The brake system is split diagonally into two separate circuits, allowing one circuit to provide braking even if the other circuit fails.

- ABS helps maintain steering control and minimizes wheel lockup on most slippery surfaces.
- ABS can adjust brake pressure by pumping the brakes several times per second, a rate even the most skilled drivers cannot attain.
- Because the system automatically modulates the brake-line pressure at the wheels, drivers should not "pump the brakes" in emergency braking situations. Rather, they should maintain constant pressure on the brake pedal, allowing the system to operate.

1997 ASTRO

WHEELS AND TIRES

GENUINE CUSTOMER CARE



WHEELS AND TIRES



- Standard 15" x 6" argent steel wheels with hub cap (standard on Astro Passenger Van and Cargo Van).



- Optional 15" x 6.5" painted styled-steel wheels (optional on Astro Passenger Van with Standard trim, included with LS trim).



- Optional 15" x 6.5" chrome-appearance styled-steel wheels (optional on all models).



- Optional 15" x 6.5" brushed-aluminum wheels (optional on Astro Passenger Van with Standard and LS trim levels, standard on LT).

- Standard P215/75R-15 all-season steel-belted radial blackwall tires.
- Optional P215/75R-15 all-season steel-belted radial white-lettered tires.
- Optional P215/75R-15 all-season steel-belted radial white-stripe tires.
- Available P235/65R-15 white-lettered tires (included with FE2 Touring suspension).

GENUINE CUSTOMER CARE

Chevrolet owners are covered by Genuine Customer Care, a comprehensive owner-protection plan that includes the following:



BUMPER TO BUMPER WARRANTY

The GM 3-year/36,000-mile (whichever comes first), no-deductible, limited warranty covers repairs for all Chevy Trucks, including labor and parts, to correct any defects in material or workmanship occurring during the warranty period. Warranty features include air conditioning repair, tires, towing, no-cost warranty transfer and 6-year/100,000-mile (whichever comes first) sheet-metal rust-through protection. There is also emissions control system coverage which varies by geographic location. Normal maintenance is not covered.



COURTESY TRANSPORTATION

Customers who purchase or lease a Chevrolet car or truck will be able to take advantage of Courtesy Transportation at no additional charge when their vehicles are left at a participating dealership for repairs covered under the 3-year/36,000-mile New Vehicle Limited Warranty.



24-HOUR ROADSIDE ASSISTANCE

Lost? We'll help you find your way. Locked out? We'll get you back in your Astro. Out of gas? We'll get you gas for your Astro.



1997 ASTRO GENUINE CUSTOMER CARE (CONTINUED) GM MOBILITY PROGRAM

Roadside Assistance is provided via a toll-free number 24 hours a day, 365 days a year. Roadside Assistance is offered in two levels of service, **Roadside Basic Care** and **Roadside Courtesy Care**.

Roadside Basic Care provides:

- Free towing for warranty repairs (to closest dealer)
- Over-the-phone basic technical advice
- Available dealer services at reasonable costs (i.e., wrecker services, locksmith/key service, glass repair, etc.).

Roadside Basic Care covers you as long as you own your Astro.

Roadside Courtesy Care provides all of the features of

Roadside Basic Care, plus:


- Free towing (to closest dealer)
- Free locksmith/key service (when keys are lost on the road or locked inside)
- Free flat tire service and jump start
- Free fuel delivery on the road.

Roadside Courtesy Care is available for a period of three years or 36,000 miles (whichever comes first).

GM MOBILITY PROGRAM

Chevrolet/Geo recognizes the importance of mobility to everyone's life and, therefore, offers financial assistance to persons with disabilities through the General Motors Mobility Program. This program provides financial assistance – up to \$1,000 – toward the cost of any aftermarket adaptive equipment for drivers or passengers and/or vehicle “alerting devices” for deaf and hearing-impaired drivers. A special feature of the program is single-transaction GMAC financing for the vehicle and its adaptive aids. Further details are available by calling the GM Mobility Assistance Center at 1-800-323-9935.

1997 ASTRO HISTORY



HISTORY (BY MODEL YEAR)


Introduced 1985.

- 1986 — Throttle-body fuel injection on 4.3 Liter V6.
- 1987 — New Touring package; serpentine belt drive on 2.5 Liter and 4.3 Liter engines.
- 1988 — Anti-corrosion improvements.
- 1989 — Rear-wheel anti-lock brakes and electronic speedometer; Goodyear GT+4 tires.
- 1990 — All-Wheel-Drive Passenger and Cargo Vans; Extended Passenger and Cargo Vans; four-wheel anti-lock brakes; significant increases in standard equipment to all trim levels.
- 1991 — 4.3 Liter V6 engine with EFI increased to 170 horsepower.
- 1992 — Enhanced 4.3 Liter Vortec V6 engine — optional on 2WD, standard on AWD; optional Dutch doors.
- 1993 — Electronically controlled 4L60-E transmission introduced.
- 1994 — Side-door beams; driver air bag; CFC-free R-134a air conditioning refrigerant introduced.
- 1995 — New front-end appearance; enhanced Vortec 4.3L V6 with CPI, standard.
- 1996 — New interior; passenger-side air bag; improved Vortec 4300 V6 engine.

Important: A word about this document: We have tried to make this document as comprehensive and factual as possible. We reserve the right, however, to make changes at any time, without notice, in colors, materials, equipment, specifications, models and availability. Some information may have been updated since the time of printing, June 1996.

A note about air bags: Always wear safety belts, even with air bags.

General Motors, GM, the GM Emblem, Astro, Chevrolet, the Chevrolet Emblem, Dexron and ETR are registered trademarks and Chevy and Vortec are trademarks of the General Motors Corporation. GMAC is a registered trademark of General Motors Acceptance Corporation. Scotchgard is a trademark of the 3M Corp. HomeLink is a registered trademark of the Prince Corp. ©1996 General Motors Corp. All rights reserved.



1997 ASTRO SPECIFICATIONS

MODEL AVAILABILITY

Astro Van RWD AWD	
Passengers	5-8
Class	Midsize Van
Assembly Plant	Baltimore, Maryland
Primary Structure	Unibody, Integral Steel Frame
Body Material	Galvanized-Steel (except roof)

SPECIFICATIONS & CAPACITIES (inches, unless otherwise noted)

	RWD	AWD
Exterior Dimensions		
Wheelbase	111.0	111.0
Overall Length	189.8	189.8
Overall Height	76.0	76.0
Maximum Width	77.5	77.5
Ground to Rear Load Floor	26.0	26.0
Ground Clearance		
Front/Rear	6.8/7.4	6.8/7.4
Curb Weight (min.) (lbs.)	4197	4427
Maximum GVWR (lbs.)	5950	6100
Payload (std.) (lbs.)	1753	1673
Cargo Capacity (cu. ft.)	170.4	170.4
Max. Trailer Capacity (lbs.)	5500	5000
Interior Dimensions*		
Headroom (front/mid./rear)	39.2/37.9/38.7	39.2/37.9/38.7
Legroom (front/mid./rear)	41.6/36.5/38.5	41.6/36.5/38.5
Shoulder Room (front/mid./rear)	64.0/67.1/67.1	64.0/67.1/67.1
Hip room (front/mid./rear)	65/50.9/57.1	65/50.9/57.1

*Front interior dimensions only apply for Astro Cargo Van models.

STEERING

	RWD	AWD
Type	Integral Power w/EVO	Integral Power w/EVO
Steering Ratio	16/14:1	16/14:1
Turning Diameter, Curb-to-Curb (ft.)	39.5	40.5
Wall-to-Wall (ft.)	40.5	41.5

BRAKES

	RWD	AWD
Type	Hydraulic Power Front Disc Rear Drum	4-Wheel ABS
Front Size (Disc) (in.)	11.86 x 1.04	11.57 x 1.25
Rear Size (Drum) (in.)	9.5 x 2.0	9.5 x 2.0
Booster Diaphragm	Hydro-Boost	Hydro-Boost
Parking Brake	Cable to Rear Wheels	Cable to Rear Wheels

1997 ASTRO

SPECIFICATIONS (CONTINUED)



ENGINES

	L35
Type	Vortec 4300 V6
Block Material	Cast-Iron
Cylinder Head Material	Cast-Iron
Bore & Stroke (in./mm)	4.00 x 3.48/101.6 x 88.4
Displacement (cu. in./cc)	262/4300
Compression Ratio	9.2:1
Induction System	SFI
Valves/Cylinder	2
Lifters	Hydraulic Roller
Cam Drive	Chain
Horsepower @ rpm (SAE net)	190 @ 4400
Torque @ rpm (SAE net)	250 @ 2800
Redline (rpm)	5600
Recommended Fuel (min.)	87 Octane
Fuel Tank Capacity (Gallons)	25

TRANSMISSIONS

Model Availability	RWD & AWD
Transmission Type	4-Speed Electronically Controlled Automatic w/Overdrive & Torque Converter
1st	3.06
2nd	1.63
3rd	1.00
4th	0.70
Reverse	2.29

CHASSIS

	RWD	AWD
Frame	Integral/Unibody; Partial Ladder-Type Frame incorp. w/Floor Panels	Integral/Unibody; Partial Ladder-Type Frame Incorp. w/Floor Panels
Front	Independent w/Coil Springs	Independent w/torsion bars
Rear	Variable-Rate Steel Multi-Leaf Springs	Variable-Rate Steel Multi-Leaf Springs
Shocks, Front/Rear (mm)	32/32	32/32
Anti-Roll Bar, Front (mm)	32*	30
Rear Axle	Semi-Floating	Semi-Floating

*RWD Astro Cargo Van front anti-roll bar is 28mm.



1997 ASTRO

SPECIFICATIONS (CONTINUED)

MILEAGE*

Type	4-Speed Automatic w/4300 V6	4-speed Automatic w/4300 V6 AWD
Mileage:		
City	16	15
Highway	20	19
Combined	18	17
Est. Cruising Range:		
City	432	405
Highway	540	513
Combined	504	459

*Based on 1996 information.

TRAILERING INFORMATION

Trailer classification	Medium
Gross trailer weight (lbs., up to)	5500
Max tongue load (lbs.)	650

WHEELS

Standard Type	RWD & AWD			
	Steel*	Steel	Chrome	Aluminum
Size (in.)	15 x 6	15 x 6.5	15 x 6.5	15 x 6.5

15" x 6.5" Rally Wheels standard on Astro LS; 15" x 6.5" brushed-aluminum wheels standard on Astro LT. Both are optional on Base model.

TIRES

Standard Type	2WD & AWD	
	Standard Type	All-Season Steel-Belted Radials Blackwall
Standard Size	P215/75 R-15	
Optional	P215/75 R-15 white-lettered, P215/75 R-15 white-striped, or P235/65R-15 (w/FE2 suspension)	

All specifications are preliminary and subject to change. Chevrolet Motor Division. April 12, 1996.


1997 ASTRO PHOTOGRAPHY ORDERING REFERENCE




97-01AST Astro LT All-Wheel Drive




97-02AST Astro LS




97-03AST Astro LS



97-04AST Astro LS



97-04VEN Venture LS, G1500 Chevy Express,
Astro Van




97-06AST Astro Instrument Panel

1997 ASTRO PHOTOGRAPHY ORDERING REFERENCE



97-07AST Astro LT Cloth Interior



97-09ENG Vortec 4300 V6 (L35)



Astro Passenger Van

Dealer Order Guide inserts are your first look at Chevy Truck models for 1997. Overall improvements, changes and deletions are highlighted. Use these inserts to assist you in ordering your initial shipments. (NOTE: some information is preliminary and is subject to change.)

Positioning Statement

The dependable, long-lasting midsize van that can do more things better.

Astro offers a high level of versatility, with substantial passenger-/cargo-carrying capacity as well as impressive towing capability.

FOCUS: Astro LS Passenger Van with Available Rear Dutch Doors and PEG Group 1SG



FEATURE: Astro LT All-Wheel-Drive Passenger Van with Lower Body Cladding and PEG Group 1SK



FOCUS

The Focus vehicle is the model chosen for its saleability. It is equipped with the product features that customers want most. Generally, it is the "volume" vehicle that comprises the majority of the build. You'll want to be sure you have several of these models in stock. NOTE: model, PEG and optional equipment may vary in your locality.

Astro LS Passenger Van with Available Rear Dutch Doors and PEG Group 1SG (image above, top)

The Focus vehicle for 1997 is the Astro LS Passenger Van with available rear Dutch doors. This durable midsize van offers some of the best passenger accommodations and trailering capabilities in its class.

Ordering Recommendations:

The recommended Astro LS Passenger Van content, based on national sales volume, is listed below to assist your dealership in ordering.

Astro LS Passenger Van with Preferred Equipment Group 1SG includes:

- LS Decor
- Styled-Steel Wheels
- Solar-Ray Deep-Tinted Glass
- Tilt-Wheel™ Adjustable Steering Column
- Electronic Speed Control
- Power Windows
- Remote Keyless Entry
- Power Door Locks
- Roof Console
- Storage Compartment, Underseat
- Electric Remote Mirrors
- Luggage Carrier, Black.

FEATURE

The Feature vehicle is the "image" model Chevy Truck will profile most in its advertising. Generally, it does the best job of capturing attention and creating consumer awareness.

Astro LT All-Wheel-Drive Passenger Van with Lower Body Cladding and PEG Group 1SK (image above, bottom)

The 1997 Feature vehicle is the Astro LT All-Wheel-Drive Passenger Van with lower-body cladding, leather seating surfaces and Preferred Equipment Group 1SK. It includes the following equipment, in addition to or replacing items in the standard Base decor:

- LT Decor
- Remote Keyless Entry
- Power Windows and Door Locks
- Convenience Group (includes Tilt-Wheel™ Adjustable Steering Column and Electronic Speed Control)
- Mirrors, Exterior, Electric Remote
- AM/FM Stereo with Seek-Scan and Digital Clock
- 8-Passenger Seating*
- Luggage Carrier, Black
- Leather-Wrapped Steering Wheel
- Roof Console
- Driver Seat, 6-Way Power
- Wheels, Brushed Aluminum
- Deluxe Grille with Composite Headlamps and Body-Color Fascias
- Solar-Ray Deep-Tinted Glass
- Cargo Net.

*May substitute 7-passenger seating.

Trim Colors



Custom Vinyl available in Gray, Navy, Neutral and Ruby.*



Custom Cloth (LS models) available in Gray, Navy, Neutral and Ruby.






Special cloth (LT models) available in Gray and Neutral.



Special leather (optional on LT models) available in Gray and Neutral.


*Not available on Base models with standard 5-passenger seating.

Seat Styles



- A. Front high-back reclining Custom Vinyl bucket seats with adjustable 3-passenger center-row bench seat — standard on Base model.
- B. Front high-back reclining Custom Cloth adjustable bucket seats with folding integral armrests and adjustable 3-passenger center- and rear-row bench seats — standard LS, available with Base model.
- C. Special front reclining high-back bucket seats with folding integral armrests and adjustable headrest. Split-back center- and rear-row seats with fold-down center console, convenience tray and cup holders — standard LT decor.

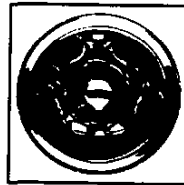
Wheels



15" standard steel, painted argent with bright hub cap.



(RPO PA6) 15" x 6.5" styled-steel, painted (standard with LS, optional on Base).



(RPO PC2) 15" x 6.5" chrome appearance styled-steel (optional on Base, LS, LT).



(RPO PF3) 15" x 6.5" brushed aluminum (optional with Base and LS, standard on LT).

Most Popular Exterior Colors with Corresponding Interior Color Availability

INTERIOR MATERIAL COLORS

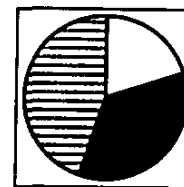
	Gray	Navy	Neutral	Ruby
EXTERIOR COLORS				
Ivory White	✓	✓	✓	✓
Emerald Green Metallic	✓		✓	
Teal Blue Metallic	✓		✓	
Light Carmine Red Metallic	✓		✓	

See Order Guide for color availability by model.

Alternate Seating Packages

- ZP7 7-passenger seating includes: 4 high-back reclining bucket seats, 3-passenger bench seat.
- ZP8 8-passenger seating includes: 2 high-back reclining bucket seats, 2 3-passenger bench seats.

Most Popular Exterior Colors by Percentage



Clockwise at left are the anticipated four most popular Astro Passenger Van colors, based on national sales volume. They are listed for

reference only. To identify the top-selling colors in your area, by model, use the Retail Sales Analysis (RSA).

Ivory White	20%
Emerald Green Metallic	14%
Teal Blue Metallic	11%
Light Carmine Red Metallic	10%
Other colors	45%

NOTE: New Astro Passenger Van exterior colors are Dark Purple Metallic, Silvermist Metallic and Light Carmine Red Metallic. Sterling Silver Metallic (#15), Light Teal Metallic (#34) and Burnt Red Metallic (#76) have been deleted. New exterior cladding color is Silvermist Metallic.



Astro Passenger Van

'97

P. D. S. E. I. helps explain 1997 models for this brand. Overall improvements, changes and deletions are highlighted. Please review the supplied information, keeping in mind that this material is provided to you before production startup — and is liable to change.

P.D.S.E.I. (New-for '97 features appear in color.)



PERFORMANCE

• **STANDARD VORTEC 4300 V6 WITH SEQUENTIAL FUEL INJECTION (SFI)** — provides smooth, quiet performance and extended service intervals. 190 hp @ 4400 rpm and 250 lb.-ft. of torque @ 2800 rpm. • **REAR-WHEEL DRIVE** — helps contribute to an impressive towing capacity up to 5500 lbs. (when properly equipped). • **4-SPEED ELECTRONICALLY CONTROLLED AUTOMATIC TRANSMISSION WITH OVERDRIVE** — improved efficiency for 1997. Provides virtually seamless shifts.



DURABILITY

• **100,000-MILE SPARK PLUGS** — for extended service intervals.* • **LONG-LIFE COOLANT** — good for 5 years or 100,000 miles.* • **SERPENTINE BELT ACCESSORY DRIVE** — designed to last 100,000 miles. • **NO NEED TO CHECK ENGINE TIMING** — ever. • **BUMPER TO BUMPER LIMITED WARRANTY** — protection for 3 years or 36,000 miles, with no deductible.

*Maintenance needs vary with different uses and driving conditions.



SAFETY

• **DAYTIME RUNNING LAMPS** — make vehicle more visible during daylight hours. • **THEFT PROTECTION** — VIN numbers are on major parts to help provide greater theft deterrence. • **FULL FRONTAL AIR BAGS** — help reduce the chance of injury to front-seat passengers in certain moderate to severe frontal collisions. Always wear safety belts, even with air bags. • **4-WHEEL ANTI-LOCK BRAKE SYSTEM (ABS)** — helps maintain steering control and minimizes wheel lockup on most slippery surfaces.



EXTERIOR

• **STANDARD LOWER-BODY CLADDING (LS AND LT MODELS ONLY)** — adds a handsome styling touch. • **SINGLE-SIDE-GALVANIZED STEEL** — on all exterior body panels (except roof) provides maximum corrosion protection.



INTERIOR

• **ILLUMINATED ENTRY FEATURE** — dome lamp remains on for 20 seconds, allowing visibility at night. • **HOMELINK 3-CHANNEL TRANSMITTER (REQUIRES OPTIONAL ROOF CONSOLE)** — memorizes activation code for up to three remote control devices. • **STANDARD SEATING FOR UP TO EIGHT PASSENGERS** — all seats adjust fore and aft for passenger comfort. Special quick-release levers allow easy removal of center- and rear-row seats. • **UP TO 170.4 CU. FT. OF CARGO AREA** — with center and rear-row seats removed.

Astro Passenger Van

Competitive Models

- Ford Aerostar
- Ford Windstar
- Mercury Villager
- VW Eurovan
- Mazda MPV
- Dodge Caravan/Plymouth Voyager
- Nissan Quest
- Toyota Previa.

Additional Information on Significant Features

- Astro Passenger Van for 1997 boasts new levels of theft deterrence, thanks to features like VIN numbers on major parts, including engine, transmission, RH and LH front fenders, LH and RH front doors, sliding side door, RH and LH rear cargo doors, front and rear bumpers, rear Dutch doors, hood and RH and LH side assemblies.
- Daytime Running Lamps are now standard, and make the vehicle more visible during daylight hours.

Deletions

- Three exterior colors have been deleted for 1997: Sterling Silver Metallic (#15) Light Teal Metallic (#34) and Burnt Red Metallic (#76) and have been replaced by three new colors: Dark Purple Metallic (#5) Silvermist Metallic (#47) and Light Carmine Red Metallic (#53).
- One exterior cladding color has been deleted for 1997: Sterling Silver Metallic (#15) and has been replaced by a new color, Silvermist Metallic (#17).

NOTE: Exterior cladding is available on Astro Passenger Van models with YC6 or YC7 trim.

Forecasted Percent of Mix

SERIES	
2WD	85%
AWD	15%
Total	100%
TRIM LEVELS	
Base	45%
LS	42%
LT	13%
Total	100%
ENGINES	
Vortec 4300 V6 with SFI	100%
Total	100%
TRANSMISSIONS	
4-Speed Electronically Controlled	
Automatic with Overdrive	100%
Total	100%

1997 ASTRO VAN HIGHLIGHTS

LEATHER SEAT FACINGS - GRAY AND NEUTRAL

DELAYED ILLUMINATED ENTRY LAMPS

U.S. DAYTIME RUNNING LIGHTS

SPEED SENSITIVE POWER STEERING (EVO)

TWO FRONT, ONE LH REAR, POWER POINTS

OPTIONAL LUMBAR ON INTERMEDIATE BUCKET SEATS WITH SEVEN PASSENGER SEATING

THREE NEW COLORS:

DARK PURPLE METALLIC
LT. CARMINE RED METALLIC
SILVERMIST METALLIC

CLADDING - STANDARD ON LS AND LT MODELS, OPTIONAL ON YF7 MODEL

CLADDING COLORS :

WHITE, SILVERMIST, LT. AUTUMNWOOD, CHERRY ICE, AND
MEDIUM BLUE

THEFT DETERRENT LABELS

UNIVERSAL GARAGE DOOR OPENER - HOMELINK, OPTIONAL

ASTRO PASSENGER VAN EQUIPMENT SUMMARY

STANDARD INTERIOR FEATURES

		BASE	LS	LT
AIR BAGS:	DRIVER AND PASSENGER (FFSIR)	S	S	S
AIR CONDITIONING:	FRONT	S	S	S
COAT HOOKS:	THREE LH AND TWO RH	S	S	S
DOOR BEAMS:	DRIVER, PASSENGER AND SLIDING SIDE DOOR	S	S	S
GAGES:	COOLANT TEMPERATURE, FUEL LEVEL, ODOMETER, OIL PRESSURE, SPEEDOMETER, TRIP ODOMETER AND VOLTMETER	S	S	S
GLASS:	DEEP-TINTED; SOLAR-RAY ALL WINDOWS, COMPLETE BODY GLASS TINTED; SOLAR-RAY ALL WINDOWS, COMPLETE BODY GLASS	-	-	-
GLOVE BOX:	LOCKABLE, INCLUDES BEVERAGE HOLDERS ON TOP OF ENGINE COVER EXTENSION	S	S	S
JACK:	SCREW OPERATED SCISSOR-TYPE JACK W/RATCHET HANDLE, EXTENSION AND TWO WHEEL BLOCKS	S	S	S
LAMPS:	STEPWELL LAMPS, STORAGE COMPARTMENT LAMP, THREE DOME LAMPS WITH FRONT, REAR AND SLIDING DOOR ACTUATED SWITCHES, DOOR JAMB DEFEAT SWITCH	S	-	-
	STEPWELL, READING, STORAGE COMPARTMENT AND THREE DOME LAMPS WITH FRONT, REAR AND SLIDING DOOR-ACTUATED SWITCHES, DOOR JAMB DEFEAT SWITCH	-	S	S
<u>LIGHTING:</u>	<u>DELAYED ILLUMINATED ENTRY LAMPS</u>	S	S	S
LOCKS:	SINGLE, TWO-SIDED KEY	S	S	S
	KEYLESS REMOTE	-	-	S
RADIO:	ELECTRONICALLY TUNED AM/FM STEREO W/SEEK-SCAN AND DIGITAL CLOCK	S	S	S
SCOTCHGARD:	FABRIC PROTECTOR ON FLOOR CARPETING AND OPTIONAL CLOTH TRIMS	S	S	S
WARNING TONE:	HEADLAMP-ON	S	S	S

STANDARD EXTERIOR FEATURES

DOORS:	SLIDING RH SIDE DOOR, RH AND LH REAR LOAD DOORS	S	S	S
<u>LAMPS:</u>	<u>U.S. DAYTIME RUNNING LIGHTS</u>	S	S	S
SPARE TIRE/WHEEL:	COMPACT SPARE TIRE AND WHEEL MOUNTED UNDER FLOOR AT REAR	S	S	S
WIPERS:	INTERMITTENT WINDSHIELD	S	S	S
WINDOWS:	SWING-OUT GLASS ON SLIDING DOOR, LEFT FRONT QUARTER PANEL	S	S	S
	SWING -OUT REAR DOOR	-	S	S

STANDARD CHASSIS FEATURES

ALTERNATOR:	100 AMP	S	S	S
BRAKES:	POWER ASSISTED FRONT DISC, REAR DRUM, 4-WHEEL ANTI-LOCK	S	S	S
BRAKE/TRANS:	BRAKE/TRANSMISSION SHIFT INTERLOCK	S	S	S
FUEL TANK:	<u>25 GALLON</u>	S	S	S
<u>STEERING:</u>	<u>SPEED SENSITIVE POWER (E.V.O.)</u>	S	S	S

BOLD, ITALICS AND UNDERLINED INDICATES NEW FOR '97

REVISED: 8-19-96

1997 ORDER GUIDE

ASTRO PASSENGER

Page 1

Prices Shown Are Manufacturer's Suggested Retail Prices (MSRP) At The Time Of Publication. These Prices Are To Be Used Only As An Aid To Inventory Management Since MSRP Figures Change Periodically. The Vehicle Price Schedule Is The Official Pricing Documentation Of Chevrolet Motor Division And Should Be Used In Discussing Vehicle Prices With Potential Buyers. The Model Prices Shown In The Order Guide Include The Destination Freight Charges.

ASTRO PASSENGER VAN EQUIPMENT SUMMARY

INTERIOR TRIM

		BASE	LS	LT
ARMRESTS:	RH AND LH MOLDED IN DOOR	S	S	S
CARGO CONVENIENCE:	NET	-	S	S
CONSOLE:	OVERHEAD, (INCLS COMPASS AND OUTSIDE TEMPERATURE)	-	-	S
CONVENIENCE GP:	TILT WHEEL AND SPEED CONTROL	-	S	S
	POWER DOOR LOCKS	-	S	S
	POWER WINDOWS	-	-	S
DOOR TRIM:	(DRIVER AND PASSENGER DOORS) COLOR-KEYED			
	EXPANDED CLOTH DOOR TRIM WITH CARPET			
	INSERTS AND INSULATION	S	S	S
	LIGHTED REFLECTORS	-	-	S
	REFLECTORS	S	S	-
	SLIDING DOOR, INCLUDES CHILD SAFETY LOCK	S	S	S
FLOOR COVERING:	COLOR-KEYED CARPETING ON WHEEL HOUSING AND			
	ENTIRE LOAD FLOOR	S	S	S
	COLOR-KEYED FLOOR MATS FOR ALL SEATING AREAS	-	S	S
HEADLINER:	FULL LENGTH, 2-PIECE COLOR-KEYED, FOAM BACKED CLOTH	S	S	S
FLOOR DUCTS:	UNDER FRONT SEATS	S	S	S
MAP POCKETS:	FRONT DOORS-SIDE AND ON ENGINE COVER	S	S	S
POWER POINTS:	TWO FRONT, ONE LH REAR (IN ADDITION TO CIGARETTE LIGHTER)	S	S	S
SEATING:	5-PASSENGER SEATING ARRANGEMENT (N/A RUBY INTERIOR)	S	-	-
	8-PASSENGER SEATING ARRANGEMENT	-	S	S
SEATS:	FRONT HIGH BACK RECLINING ADJUSTABLE BUCKETS WITH			
	ALL VINYL TRIM, NO ARMRESTS, INCLUDES CENTER			
	REMOVABLE, ADJUSTABLE 3-PASSENGER BENCH SEAT			
	WITH HEAD RESTRAINTS	S	-	-
	FRONT HIGH BACK RECLINING ADJUSTABLE BUCKETS WITH			
	ALL CLOTH TRIM, INCLUDES DUAL ARMRESTS, MAP POCKET			
	AND ADJUSTABLE LUMBAR SUPPORT, PLUS TWO			
	REMOVABLE, ADJUSTABLE 3-PASSENGER BENCH SEATS			
	W/HEAD RESTRAINTS	-	S	-
	SPECIAL FRONT BUCKET SEATS W/RECLINING BACKS,			
	FOLDING INTEGRAL ARMRESTS AND ADJUSTABLE			
	HEAD RESTRAINTS. SPLITBACK CENTER SEAT INCLS FOLD-DOWN			
	CENTER CONSOLE W/CONVENIENCE TRAY AND BEVERAGE			
	HOLDERS	-	-	S
STEERING WHEEL:	BLACK 4-SPOKE WITH ANTI-THEFT LOCKING FEATURE	S	S	S
	BLACK LEATHER WRAPPED	-	-	S
STORAGE COMP:	MOLDED, COLOR-KEYED IN LH REAR QUARTER AND			
	3RD SEAT AREA	S	S	S
SUNSHADES:	LH AND RH COLOR-KEYED CLOTH WITH VISOR MIRRORS,			
	MAP BANDS AND EXTENDERS	S	S	-
	LH AND RH COLOR-KEYED CLOTH WITH ADJUSTABLE			
	LIGHTED VISOR MIRRORS (INCLS DIMMER), MAP BANDS,			
	AUXILIARY VISORS AND EXTENDERS	-	-	S

EXTERIOR TRIM

BUMPERS:	FRONT AND REAR PAINTED BODY COLOR AND			
	COMBINATION TOP STEP SURFACE	S	S	S
<i>CLADDING:</i>	<i>LOWER BODY SIDE</i>	-	S	S
GRILLE:	MOLDED, COMPOSITE PAINTED ARGENT	S	-	-
	UPELVEL WITH CHROME ACCENTS	-	S	S
HEADLAMPS:	HALOGEN SEALED BEAMS	S	-	-
	COMPOSITE	-	S	S
MIRRORS:	BELOW-EYE-LINE, FOLD AWAY, PAINTED BLACK	S	S	-
	EXT BELOW-EYE LINE, DUAL ELECTRIC REMOTE, PAINTED	-	-	S
NAMEPLATE:	SPECIAL NAMEPLATES ON FRONT SIDE DOOR "B" PILLARS	-	S	S
WHEELS:	15 X 6 STEEL, PAINTED ARGENT	S	-	-
	15 X 6.5 STYLED, STEEL, PAINTED SILVER	-	S	-
	15 X 6.5 BRUSHED ALUMINUM	-	-	S

ITALICS AND UNDERLINED INDICATES NEW FOR '97

ASTRO (PASSENGER VAN)

MODEL AND BODY

	Description	Model No	Body	Wheelbase		Description	Model No	Body	Wheelbase
	REAR-WHEEL DRIVE MODEL					ALL-WHEEL DRIVE MODEL			
*20,167.00	Astro Van	CM11006	ZW9	110.0"	*22,367.00	Astro Van	CL11006	ZW9	111.0"

EMISSIONS (Must Specify One) (Refer Emission Requirements Section)

- FE9 Federal Emission Requirements
- NG1 New York/Massachusetts State Emission Requirements
- YF5 California Emission Requirements
- NB8 California Emission or New York/Massachusetts State Emission Override (Reqs FE9 Federal Emissions)
- NC7 Federal Emission Override (Reqs YF5 California or NG1 New York/Massachusetts State Emissions)

GVWR SELECTOR (MUST SPECIFY ONE)

Minimum Equipment Required For GVW Rating			
GVW Rating (lbs)	(a) GAWR (lbs)		Restrictions
	Front	Rear	
C6M 5950	2800	3150	CM11006 Only
C5M 6100	3050	3150	CL11006 Only

(a) GAWR's shown are the minimum for each axle with equipment listed. Other GAWRs are available and they are determined as the minimum capacity of either axle or springs or tires.

CAPACITIES

CM11006					CL11006						
SPRINGS:			AXLES:		SPRINGS:			AXLES:			
Front	2800	Base	Front	2800	Base	Front	3050	Base	Front	3050	Base
Rear	3150	Base	Rear	3150	Base	Rear	3150	Base	Rear	3150	Base

POWER TEAMS (Must Specify Engine, Transmission and Rear Axle)

(Consult GVWR Selector for Minimum Equipment Required)

ENGINE	TRANSMISSION	AXLES			GVWR
	AUTO	3.23	3.42	3.73	
CM11006					
L35 Vortec 4300 V6 (262 Cu In)-SFI	M30	GU5	GU6	GT4	5950
CL11006					
L35 Vortec 4300 V6 (262 Cu In)-SFI	M30	---	GU6	GT4	6100

ASTRO (PASSENGER VAN)

PREFERRED VEHICLE

No Deletions Allowed. Additional Options/Substitutions (Where Indicated)
May Be Ordered From The Additional Options Listing.

MUST SPECIFY:

**AXLE, EMISSION, ENGINE, GVWR, PEG,
TIRES AND TRANSMISSION**

		BASE DECOR		
		1 S A	1 S B	1 S C
N.C.	Preferred Equipment Group			
	BASE DECOR	x	x	x
	Standard Body (May Substitute E54)	x	x	x
41300 (-150.00)	Preferred Equipment Group Savings			
	Marketing Package (Incls Convenience Net, Tilt Wheel and Speed Control)		x	---
2055.00 (-600.00)	Preferred Equipment Group Savings			
	Marketing Package (Incls Deep Tinted Glass, Convenience Net, Tilt Wheel and Speed Control, Power Windows and Door Locks, Courtesy and Dual Reading Lamps)			x
	Body-Side Molding			x
	Floor Mats			x
	Seat Package: Inboard/Outboard Armrests, Map Pocket, Manual Adjustable Lumbar Support (Available w/Cloth Only)			x
	Seating Arrangement: 8-Passenger (May Substitute ZP7)			x
	Wheels Styled (May Substitute PC2 or PF3 Wheels)			x

		LS DECOR		
		1 S F	1 S G	1 S H
2688.00 (-700.00)	Preferred Equipment Group Savings			
	LS DECOR	x	x	x
	Standard Body (May Substitute E54)	x	x	x
	Marketing Package (Incls Deep Tinted Glass and Power Windows)	x	--	--
	Seating Arrangement: 8-Passenger (May Substitute ZP7)	x	x	x
	Wheels Styled (May Substitute PC2 or PF3 Wheels)	x	x	--
3328.00 (-700.00)	Preferred Equipment Group Savings			
	Marketing Package (Incls Deep Tinted Glass, Exterior Painted Electric Remote Mirrors, Front Seat Passenger Storage Compartment, Power Windows, Roof Console and Illuminated LH and RH Sunshade Mirror)		x	x
	Lock: Keyless Remote		x	x
	Luggage Carrier		x	x
3816.00 (-800.00)	Preferred Equipment Group Savings			
	6-Way Power Seat (Driver's)			x
	Aluminum Wheels, Brushed (May Substitute PC2 Wheels)			x

		LT DECOR		
		1 S K		
5331.00 (-700.00)	Preferred Equipment Group Savings			
	LT DECOR			x
	Standard Body (May Substitute E54)			x
	Marketing Package (Incls 6-Way Power Seat Driver's Side)			x
	Luggage Carrier			x
	Seating Arrangement: 8-Passenger (May Substitute ZP7)			x

ADDITIONAL OPTIONS

	INCL w/PEG	OPTION	
N.C.		R8S	ACKNOWLEDGEMENTS:
V.P.S.		R8T	Multiple Order Numbers
523.00		C69	Preliminary Invoice
			AIR CONDITIONING: Front and Rear (105 Amp Alternator)
			AXLE, REAR:
N.C.		GU5	3.23 Ratio (CM11006 Only)
N.C.		GU6	3.42 Ratio
N.C.		GT4	3.73 Ratio
252.00		G80	Locking Differential
			BODY CODE:
N.C.	ALL	ZW9	Standard Body Equipment
		E54	Dutch Doors (Incls Wiper/Washer and Electric Release)
305.00			w/LS or LT Decor
364.00			w/Base Decor
	G,H,K	V54	CARRIER, LUGGAGE: Painted Black
N.C.			w/1SG, 1SH or 1SK
126.00			w/o 1SG, 1SH or 1SK
46.00		V10	COLD CLIMATE PACKAGE: (Incls Eng Block Heater and Coolant Protection)
154.00		C49	DEFOGGER: Rear Window Electric (Reqs E54 Body)
	C,F,G,H,K	AU3	DOOR LOCK SYSTEM, POWER: (Incl w/1SC, LS or LT Decor) (Available w/1SA or 1SB)
			w/LS or LT Decor or 1SC
N.C.			w/1SA or 1SB
223.00			EMISSIONS: (Refer Emission Requirement Tab Section)
		FE9	Federal Emission Requirements
N.C.		NG1	New York/Massachusetts State Emission Requirements
			w/C5M
N.C.			w/o C5M
170.00		YF5	California Emission Requirements
170.00		NB8	California Emission or New York/Massachusetts State Emission Override (Reqs FE9 Federal Emissions)
N.C.		NC7	Federal Emission Override (Reqs YF5 California or NG1 New York/Massachusetts State Emissions)
N.C.		L35	ENGINE: Vortec 4300 V6 (262 Cu In)-SFI (Incls Eng Oil Cooler, H.D. Radiator and Trans Oil Cooler)
N.C.	C,F,G,H,K	B37	FLOOR MATS: Front and Rear. Color-Keyed (Included w/1SC, LS and Lt Decor)
47.00			w/LS or LT Decor or 1SC
69.00			w/ZP5 and 1SA or 1SB
			w/ZP7 or ZP8 and 1SA or 1SB
	C,F,G,H,K	AJ1	GLASS, DEEP TINTED: Solar-Ray (Incl w/1SC, LS or LT Decor)
N.C.			w/1SC, LS or LT Decor
290.00			w/1SA or 1SB
			GVWR RATINGS: (MUST SPECIFY ONE)
N.C.		C6M	5950Lbs (CM11006 Only)
N.C.		C5M	6100Lbs (CL11006 Only)
205.00		C36	HEATER: Rear
	G,H,K	AU0	LOCK: Keyless Remote (Incl w/LT Decor or 1SG or 1SH) (Reqs AU3 Power Door Locks w/1SA or 1SB)
N.C.			w/LT Decor or 1SG or 1SH
135.00			w/Base Decor or 1SF
	G,H,K	D48	MIRRORS: Below-Eye-Line Exterior, Electric Remote, Black (Incl w/1SG or 1SH and LT Decor) (Avail w/1SC/1SF)
N.C.			w/LT Decor or 1SG or 1SH
98.00			w/1SC or 1SF
	C,F,G,H,K	B74	MOLDING: Body-Side (Avail w/ Base Decor Only)
N.C.			1SC
121.00			w/1SA or 1SB
107.00		UG1	TRANSMITTER, HOMELINK™ 3-CHANNEL GARAGE DOOR: (N/A Base Decor or 1SF PEG)
			PAINTS, EXTERIOR: (Refer Color/Trim Chart)
N.C.		ZY1	Solid
N.C.		ZY2	Two-Tone Appearance (Reqs LS or LT Decor)
			RADIO EQUIPMENT: (Electronically Tuned AM/FM Stereo Radio w/Seek-Scan and Digital Clock) Standard
147.00		UM6	Electronically Tuned AM/FM Stereo Radio w/Seek-Scan, Digital Clock and Cassette Tape
307.00		UL0	Electronically Tuned AM/FM Stereo Radio w/Seek-Scan, Digital Clock, Automatic Tone Control, Cassette Tape, Theft Lock and Speed Compensated Volume (N/A 1SA/1SB)
			Electronically Tuned AM/FM Stereo Radio w/Seek-Scan, Digital Clock, Automatic Tone Control, Compact Disc Player, Theft Lock and Speed Compensated Volume (N/A 1SA/1SB)
407.00		UN0	Electronically Tuned AM/FM Stereo Radio w/Seek-Scan, Digital Clock, Automatic Tone Control, Compact Disc Player, Theft Lock and Speed Compensated Volume (N/A 1SA/1SB)
			Electrically Tuned AM/FM Stereo Radio w/Seek-Scan, Digital Clock, Automatic Tone Control, Stereo Cassette Tape w/Search and Repeat, Compact Disc Player, Theft Lock and Speed Compensated Volume (N/A 1SA/1SB)
507.00		UPO	Electronically Tuned AM/FM Stereo Radio w/Seek-Scan, Digital Clock, Automatic Tone Control, Stereo Cassette Tape w/Search and Repeat, Compact Disc Player, Theft Lock and Speed Compensated Volume (N/A 1SA/1SB)
			Rear Seat Radio Controls and Jacks (Reqs UL0 Radio) (N/A Base Decor)
158.00		UK6	

ASTRO (PASSENGER VAN)

ADDITIONAL OPTIONS

INCL W/PEG	OPTION	SEATING ARRANGEMENTS: Adjustable
N.C. 318.00 406.00 969.00	ZP7	7-Person Seating, 4 High Back Bucket Seats (Incl Seat Back Recliner) and 3-Passenger Bench (Incl ANO Seat Pkg) (N/A Vinyl Trim) w/LT Decor w/LS Decor w/1SC w/1SA or 1SB
C,F,G,H,K	ZP8	8-Person Seating, 2 Front High Back Reclining Bucket Seats and Two 3-Passenger Bench Seats (Incl w/1SC, LS or LT Decor) (Avail w/Base Decor) w/1SC, LS or LT Decor w/1SA or 1SB
N.C. 395.00		SEAT. POWER:
H,K	AG1	6-Way, Driver's (Included w/1SH or LT Decor) (Available w/YC6 or 1SB/1SC Cloth Trim Only) w/1SH or LT Decor w/1SF or 1SG or Base Decor
N.C. 240.00 240.00 240.00	AG2	6-Way, Passenger (Reqs AG1 6-Way Power Driver's Seat) (Deletes Front Underseat Storage Compartment)
N.C.	AN5	SEATS, DUAL INTEGRAL CHILD: (Reqs Cloth Trim) (N/A LT Decor) (N/A ZP7 7-Passenger Seating)
	AV5	SEAT: High Back Buckets
C,F,G,H,K	ANO	SEAT PACKAGE: (Incl Inboard/Outboard Armrests, Map Pocket, Manually Adjustable Lumbar Support) (N/A Vinyl Trim) (Incl w/1SC, LS or LT Decor) (Incl w/ZP7 and YC5) (Avail w/1SB and ZP5/ZP8) w/1SC, LS or LT Decor w/1SA or 1SB
N.C. 168.00		STEERING WHEEL: Black Leather Wrapped (Incl w/LT Decor) (Avail w/LS Decor)
N.C. 54.00 306.00	K	NP5 w/LT Decor w/LS Decor
	FE2	SUSPENSION PACKAGE: Touring (CM11006 Only) (Incl Front and Rear Gas Shock Absorbers, Rear Stabilizer Shaft and P235/65 R-15 Touring WOL Tires) (Reqs PF3 Wheel w/LT) TIRES: Tubeless, All Seasons Steel Belted Radial (Incl Front, Rear and Compact Spare) (B/W = Blackwall, W/S = White Stripe, WOL = White Outlined Lettered)
N.C. 88.00 60.00 309.00	QCU	P215/75R15B/W
N.C.	QCM	P215/75R15WOL
	QCV	P215/75R15 W/S (N/A PF3 Wheels or LT Decor)
	Z82	TRAILERING SPECIAL EQUIPMENT: Heavy-Duty (Incl Platform Trailer Hitch and 8-Lead Wiring Harness)
	M30	TRANSMISSION: 4-Speed Electronically Controlled Automatic w/Overdrive
		WHEELS:
N.C. 248.00 340.00	H,K	PF3 Aluminum, Brushed (Incl w/1SH or LT Decor) w/1SH or LT Decor w/1SC, 1SF or 1SG w/1SA or 1SB
N.C. 248.00 340.00		PC2 Styled, Steel, Chrome Appearance w/1SH or LT Decor w/1SC, 1SF or 1SG w/1SA or 1SB
N.C. 92.00	C,F,G	PA6 Styled, Steel, Painted Silver (Incl w/1SC and LS Decor) (Avail w/Base Decor) w/1SC, 1SF or 1SG w/1SA or 1SB

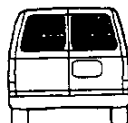


**ASTRO
(Passenger)**

AVAILABLE WINDOW/DOOR ARRANGEMENTS

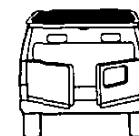
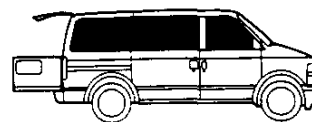
(See Option Section For Restrictions)

STANDARD (Includes RH and LH Rear Quarter Windows)

STANDARD (w/ZW9)



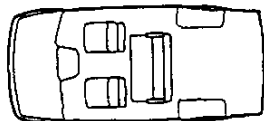
OPTIONAL (w/E54 Dutch Doors)



AVAILABLE SEATING ARRANGEMENTS

(One Seating Arrangement Option Must Be Specified)

(See Interior and Exterior Chart for Restrictions)



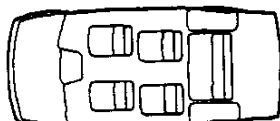
**w/ZP5
Standard 5-Person Seating**

Includes High Back Reclining Buckets
(2 Front) and Standard
3-Passenger Adjustable Bench Seat.



**w/ZP8
8-Person Seating
(Std w/LS and LT Decor)**

w/Base or LS Decor
Includes 2 High Back
Reclining Buckets
and Two 3-Passenger
Adjustable Bench Seats.



**w/ZP7
7-Person Seating**


w/Base or LS Decor
Includes 4 High Back Reclining Buckets
(2 Front and 2 Mid-Ship) and
a 3-Passenger Adjustable
Bench Seat.

**w/ LT Decor
Includes 2 Reclining Bucket
Seats and 2 Split Back
Reclining 3-Passenger
Adjustable Bench Seats
with Folding Armrests.**


**w/ LT Decor
Includes 4 Reclining Bucket Seats
(2 Front and 2 Mid-Ship) and
a Split Back Reclining 3-Passenger
Adjustable Seat with Folding Armrests.**

**ASTRO
(Passenger)
PAINT APPLICATIONS
WITH ZY1 SOLID PAINT AND ZY2 TWO-TONE APPEARANCE**


**SOLID PAINT - ZY1
Base Decor**



**SOLID PAINT WITH CLADDING - ZY1
(LS and LT Decor Only)**



**TWO-TONE APPEARANCE - ZY2
(LS and LT Decor Only)**



ASTRO (Passenger)

INTERIOR AND EXTERIOR COLOR AVAILABILITY CHART

PLEASE NOTE: Below are the interior trim color and exterior paint combinations *recommended* by Chevrolet. They are the only available interior and exterior combinations allowed.

BASE DECOR WITH ZY1 PAINT (WITHOUT CLADDING)

TRIM LEVEL <i>Seat Type</i>		SEAT OPT	INTERIOR COLORS			
			GRAY	NAVY	NEUTRAL	*RUBY
Custom Vinyl High Back Reclining Bucket Seats		AV5	13W	26W	52W	79W
Custom Cloth High Back Reclining Bucket Seats			13G	26G	52G	79G

EXTERIOR COLORS w/ZY1 PAINT APPLICATION	Color Code 1	Paint Application	RECOMMENDED INTERIOR TRIM COLORS			
AUTUMNWOOD, LT (Met)	55U	ZY1			x	
BLUE, TEAL (Met)	36U	ZY1	x			x
BLUE, MEDIUM (Met)	37U	ZY1	x	x		
CHERRY ICE (Met)	59U	ZY1	x			x
GREEN, EMERALD (Met)	43U	ZY1	x		x	
GREEN, MEDIUM LICHEN (Met)	47U	ZY1	x		x	
PURPLE, DARK (Met)	05U	ZY1	x			
RED, LT CARMINE (Met)	53U	ZY1	x		x	
SILVERMIST (Met)	17U	ZY1	x	x		x
WHITE, IVORY	10U	ZY1	x	x	x	x

* Ruby Interior N/A w/ZP5 5-Passenger Seating

LS DECOR WITH ZY1 PAINT (INCLUDES CLADDING)

TRIM LEVEL <i>Seat Type</i>		SEAT OPT	INTERIOR COLORS			
			GRAY	NAVY	NEUTRAL	RUBY
Custom Cloth High Back Reclining Bucket Seats		AV5	13G	26G	52G	79G

EXTERIOR COLORS w/ZY1 PAINT APPLICATION	Color Code 1	Paint Application	RECOMMENDED INTERIOR TRIM COLORS			
AUTUMNWOOD, LT (Met)	55U	ZY1			x	
BLUE, MEDIUM (Met)	37U	ZY1	x	x		
CHERRY ICE (Met)	59U	ZY1	x		x	x
RED, LT CARMINE (Met)	53U	ZY1	x		x	
SILVERMIST (Met)	17U	ZY1	x	x		x
WHITE, IVORY	10U	ZY1	x	x	x	x

LS DECOR WITH ZY2 TWO-TONE APPEARANCE (INCLUDES CLADDING)

EXTERIOR COLORS w/ZY2 PAINT APPLICATION	Color Code 1	*Color Code 2	Paint Application	RECOMMENDED INTERIOR TRIM COLORS			
BLUE, TEAL (Met)/Autumnwood, Lt (Met)	36U	55Q	ZY2			x	
BLUE, TEAL (Met)/Silvermist (Met)	36U	17Q	ZY2	x			
BLUE, MEDIUM (Met)/Silvermist (Met)	37U	17Q	ZY2	x	x		
CHERRY ICE (Met)/Autumnwood, Lt (Met)	59U	55Q	ZY2			x	x
CHERRY ICE (Met)/Silvermist (Met)	59U	17Q	ZY2	x			x
GREEN, EMERALD (Met)/Autumnwood, Lt	43U	55Q	ZY2			x	
GREEN, EMERALD (Met)/Silvermist (Met)	43U	17Q	ZY2	x			
GREEN, MED LICHEN (Met)/Silvermist (Met)	47U	17Q	ZY2	x		x	
PURPLE, DK (Met)/Autumnwood, Lt (Met)	05U	55Q	ZY2			x	
PURPLE, DK (Met)/Silvermist (Met)	05U	17Q	ZY2	x			
RED, LT CARMINE (Met)/Autumnwood, Lt (Met)	53U	55Q	ZY2			x	
RED, LT CARMINE (Met)/Silvermist (Met)	53U	17Q	ZY2	x			
WHITE, IVORY/Autumnwood, Lt (Met)	10U	55Q	ZY2			x	
WHITE, IVORY/Silvermist (Met)	10U	17Q	ZY2	x	x		x

* Color Code 2 Must Be Ordered as a (+) Plus Option

REVISED: 8-19-96

1997 ORDER GUIDE

ASTRO PASSENGER

Page 9

Prices Shown Are Manufacturer's Suggested Retail Prices (MSRP) At The Time Of Publication. These Prices Are To Be Used Only As An Aid To Inventory Management Since MSRP Figures Change Periodically. The Vehicle Price Schedule Is The Official Pricing Documentation Of Chevrolet Motor Division And Should Be Used In Discussing Vehicle Prices With Potential Buyers. The Model Prices Shown In The Order Guide Include The Destination Freight Charges.

**ASTRO
(Passenger)**

INTERIOR AND EXTERIOR COLOR AVAILABILITY CHART

PLEASE NOTE: Below are the interior trim color and exterior paint combinations *recommended* by Chevrolet. They are the only available interior and exterior combinations allowed.

LT DECOR WITH ZY1 PAINT (INCLUDES CLADDING)

TRIM LEVEL Seat Type	Seat Option	INTERIOR COLORS	
		Gray	Neutral
Special Cloth High Back Reclining Front Bucket Seats	AV5	13H	52H
Special Leather High Back Reclining Front Bucket Seats		13Z	52Z

EXTERIOR COLORS w/ZY1 PAINT	Color Code 1	Paint Application	RECOMMENDED INTERIOR TRIM COLORS		STRIPE COLORS
AUTUMNWOOD, LT (Met)	59U	ZY1		x	AUTUMNWOOD
BLUE, MEDIUM (Met)	37U	ZY1	x		GRAY
CHERRY ICE (Met)	59U	ZY1	x		GRAY
CHERRY ICE (Met)	59U	ZY1		x	AUTUMNWOOD
RED, LT CARMINE (Met)	53U	ZY1		x	AUTUMNWOOD
RED, LT CARMINE (Met)	53U	ZY1	x		GRAY
SILVERMIST (Met)	17U	ZY1	x		GRAY
WHITE, IVORY	10U	ZY1		x	AUTUMNWOOD
WHITE, IVORY	10U	ZY1	x		GRAY

LT DECOR WITH ZY2 TWO-TONE APPEARANCE (INCLUDES CLADDING)

EXTERIOR COLORS w/ZY2 PAINT	Color Code 1	*Color Code 2	Paint Application	RECOMMENDED INTERIOR TRIM COLORS		STRIPE COLORS
BLUE, MEDIUM/Silvermist (Met)	37U	17Q	ZY2	x		GRAY
BLUE, TEAL (Met)/Autumnwood, Lt (Met)	38U	56Q	ZY2		x	AUTUMNWOOD
BLUE, TEAL (Met)/Silvermist (Met)	38U	17Q	ZY2	x		GRAY
CHERRY ICE (Met)/Autumnwood, Lt (Met)	59U	56Q	ZY2		x	AUTUMNWOOD
CHERRY ICE (Met)/Silvermist (Met)	59U	17Q	ZY2	x		GRAY
GREEN, EMERALD (Met)/Autumnwood, Lt (Met)	43U	56Q	ZY2		x	AUTUMNWOOD
GREEN, EMERALD (Met)/Silvermist (Met)	43U	17Q	ZY2	x		GRAY
GREEN, MED LICHEN (Met)/Silvermist (Met)	47U	17Q	ZY2	x		GRAY
PURPLE, DK (Met)/Autumnwood, Lt (Met)	05U	56Q	ZY2		x	AUTUMNWOOD
PURPLE, DK (Met)/Silvermist (Met)	05U	17Q	ZY2	x		GRAY
RED, LT CARMINE (Met)/Autumnwood, Lt (Met)	53U	56Q	ZY2		x	AUTUMNWOOD
RED, LT CARMINE (Met)/Silvermist (Met)	53U	17Q	ZY2	x		GRAY
WHITE, IVORY/Autumnwood, Lt (Met)	10U	56Q	ZY2		x	AUTUMNWOOD
WHITE, IVORY/Silvermist (Met)	10U	17Q	ZY2	x		GRAY

* Color Code 2 Must Be Ordered as a (+) Plus Option



Astro Cargo Van

Dealer Order Guide inserts are your first look at Chevy Truck Models for 1997. Overall improvements, changes and deletions are highlighted. Use these inserts to assist you in ordering your initial shipments. (NOTE: some information is preliminary and is subject to change.)

Positioning Statement

The dependable, long-lasting mid-size van that can do more things better. It stands out as a practical commercial vehicle for many businesses. Its best-in-class towing capacity (up to 5500 lbs. for rear-wheel-drive models, when properly equipped), bigger V6 engine and larger cargo capacity make it the logical choice over Dodge Caravan C/V.

FOCUS/FEATURE: Astro Cargo Van with Rear-Wheel Drive



'97

FOCUS

The Focus vehicle is chosen for its saleability. It offers a mix of product attributes that most customers want. You'll want to be sure you have several of these models in stock. NOTE: model, PEG and optional equipment may vary in your locality.

FEATURE

The Feature vehicle is the model Chevy Truck plans to feature in all its advertising. It does the best job of capturing reader/viewer attention.

Astro Cargo Van with Rear-Wheel Drive (image above)

The 1997 Feature/Focus vehicle is the Base Astro Cargo Van with rear-wheel drive. Ideal for commercial fleets, Astro also appeals to recreational buyers as an excellent conversion platform. This popular model offers plenty of load space and comfort, with performance for a variety of uses.

Ordering Recommendations:

The recommended Astro Cargo Van with rear-wheel-drive content, based on national sales volume, is listed below to assist your dealership in ordering. Major standard equipment includes:

- Air Conditioning
- Full Frontal Air Bags
- 4-Wheel Anti-Lock Brake System (ABS)
- 2-Passenger Seating with High-Back Reclining Bucket Seats.

Some popular options include:

- Convenience Groups:
 - Power Windows, Power Door Locks
 - Tilt Steering and Electronic Speed Control
- 15" Painted Styled-Steel Wheels.

Astro Cargo Van is Loaded with Service Advantages Fleets will Appreciate

Holding down service costs is a major concern for today's cost-conscious fleet operators. Astro Cargo Van abounds in easy-to-service features that can help fleet operators hold down service costs. Included are:

- Bolt-on fenders for improved serviceability
- Quick-removal engine cover latches
- Engine removal from the front
- One-piece inner quarter panels help protect outer panels from being damaged by shifting cargo.

Point out these cost-saving features to fleet operators — especially those who perform their own maintenance.

Trim Colors




Custom Vinyl available in Gray, Navy, Neutral and Ruby. Driver and front-passenger seats are standard.




Custom Cloth available in Gray, Navy, Neutral and Ruby. Driver and front-passenger seats are standard.

Seat Styles



- A. Standard Custom Vinyl high-back reclining bucket seats — includes driver and passenger seats.
- B. Optional Custom Cloth high-back reclining bucket seats — includes driver and passenger seats.


Wheels



Standard 15" steel with bright hubcap.



(RPO PA6) 15" painted styled-steel in Argent.



(RPO PC2) 15" chrome appearance styled-steel — optional



(RPO PF3) 15" x 6.5" brushed aluminum wheel — optional. Requires YF7 Upfitter Package.

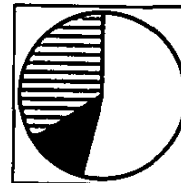
Astro Cargo Van

Most Popular Exterior Colors with Corresponding Interior Color Availability

INTERIOR MATERIAL COLORS

	Gray	Blue	Neutral	Red
EXTERIOR COLORS				
Ivory	✓	✓	✓	✓
White	✓	✓	✓	✓
Silvermist Metallic	✓	✓		✓
Teal Blue Metallic	✓			

Most Popular Exterior Colors by Percentage



Below and at left are the anticipated three most popular Astro Cargo Van colors for 1997, based on national sales volume. They are listed for reference only. To identify

the top-selling colors in your area, by model, use the Retail Sales Analysis (RSA).

Ivory White	54%
Silvermist Metallic	6%
Teal Blue Metallic	6%
Other colors	34%

NOTE: New Astro Cargo Van exterior colors are Dark Purple Metallic, Silvermist Metallic and Light Carmine Red Metallic. Sterling Silver Metallic (#15) and Burnt Red Metallic (#76) have been deleted.

A new exterior cladding color is Silvermist Metallic.



Astro Cargo Van

P.D.S.E.I. helps explain 1997 models for this brand. Overall improvements, changes and deletions are highlighted. Please review the supplied information, keeping in mind that this material is provided to you before production startup — and may change.

P.D.S.E.I. *New-for-'97 features appear in color.*



PERFORMANCE

• **STANDARD VORTEC 4300 V6 WITH SEQUENTIAL FUEL INJECTION (SFI)** — provides power comparable to some V8s, smooth, quiet performance and extended service intervals. 190 hp @ 4400 rpm and 250 lb.-ft. of torque @ 2800 rpm. • **REAR-WHEEL DRIVE** — helps contribute to an impressive towing capacity up to 5500 lbs. (when properly equipped). • **4-SPEED ELECTRONICALLY CONTROLLED AUTOMATIC TRANSMISSION WITH OVERDRIVE** — improved efficiency for 1997. Provides virtually seamless shifts.



DURABILITY

• **LONG-LIFE COOLANT** — extends coolant change interval.* • **100,000-MILE SPARK PLUGS** — for extended service intervals.* • **SERPENTINE BELT ACCESSORY DRIVE** — designed to last up to 100,000 miles.* • **NO NEED TO CHECK ENGINE TIMING** — ever. • **BUMPER TO BUMPER LIMITED WARRANTY** — protection for 3 years or 36,000 miles, with no deductible.

*Maintenance requirements may vary with different uses and driving conditions.



SAFETY

• **DAYTIME RUNNING LAMPS** — make vehicle more visible during daylight hours. • **THEFT PROTECTION** — VIN numbers are on major parts to help provide greater theft deterrence. • **FULL FRONTAL AIR BAGS** — help reduce the chance of injury to driver and front-seat passenger in certain moderate to severe frontal collisions. • **4-WHEEL ANTI-LOCK BRAKE SYSTEM (ABS)** — helps maintain steering control and minimizes wheel lockup on most slippery surfaces.



EXTERIOR

• **OPTIONAL LOWER-BODY CLADDING (YF7 UPFITTER PACKAGE ONLY)** — adds a handsome styling touch to upfitted Astro Cargo Vans. • **REAR DOORS SWING OUT, NOT UP** — can carry long ladders on the roof. • **TWO-SIDE-GALVANIZED STEEL** — on all exterior body panels (except roof) provides maximum corrosion protection.



INTERIOR

• **ILLUMINATED ENTRY FEATURE** — dome lamp remains on for 20 seconds, allowing visibility at night. • **HOMELINK 3-CHANNEL TRANSMITTER (REQUIRES OPTIONAL ROOF CONSOLE)** — memorizes activation code for up to three remote control devices. • **UP TO 170.4 CU. FT. OF CARGO ROOM** — and the load floor is smooth and flat for easy loading and unloading.

Competitive Models

- Ford Aerostar
- Dodge Ram Van
- Dodge Caravan C/V.

Additional Information on Significant Features

- Astro Cargo Van for 1997 boasts new levels of theft deterrence, thanks to features like VIN numbers on major parts, including engine, transmission, RH and LH front fenders, LH and RH front doors, sliding side door, RH and LH rear cargo doors, front and rear bumper, rear Dutch doors, hood and RH and LH side assemblies.
- New levels of safety are an Astro Cargo Van strong suit as well. Daytime Running Lamps are now standard, and make the vehicle more visible during daylight hours.

Astro Cargo Van

Deletions

- Three exterior colors have been deleted for 1997:
Sterling Silver Metallic (#15)
Light Teal Metallic (#34) and
Burnt Red Metallic (#76)
and have been replaced by three new colors:
Dark Purple Metallic (#5)
Silvermist Metallic (#17) and
Light Carmine Red Metallic (#53).
- One exterior cladding color has been deleted for 1997:
Sterling Silver Metallic (#15)
and has been replaced
by a new color:
Silvermist Metallic (#17).

NOTE: Exterior cladding is available on Astro Cargo Van models with (YF7) Upfitter Package only.

Forecasted Percent of Mix

SERIES	
RWD	94%
AWD	6%
Total	100%
ENGINE	
Vortec 4300 L V6 SFI	100%
Total	100%
TRANSMISSION	
4-Speed Electronically Controlled	
Automatic with Overdrive	100%
Total	100%

ASTRO CARGO VAN EQUIPMENT SUMMARY

STANDARD INTERIOR FEATURES

		CARGO
AIR BAGS:	DRIVER AND PASSENGER (FFSIR)	S
AIR CONDITIONING:	FRONT	S
COAT HOOK:	LH	S
DOOR BEAMS:	DRIVER, PASSENGER AND SLIDING SIDE DOOR	S
GAGES:	COOLANT TEMPERATURE, FUEL LEVEL, ODOMETER, OIL PRESSURE, SPEEDOMETER, TRIP ODOMETER AND VOLTMETER	S
GLASS:	TINTED, SOLAR-RAY ALL WINDOWS	S
GLOVE BOX:	LOCKABLE, INCLS BEVERAGE HOLDERS ON TOP OF ENGINE COVER EXTENSION	S
JACK:	SCREW OPERATED SCISSOR-TYPE JACK W/RATCHET HANDLE, EXTENSION AND TWO WHEEL BLOCKS	S
LAMPS:	STEPWELL LAMPS, STORAGE COMPARTMENT LAMP, THREE DOME LAMPS WITH FRONT, REAR AND SLIDING DOOR ACTUATED SWITCHES. ALSO INCLUDED IS A DOOR JAMB DEFEAT SWITCH	S
RADIO:	ELECTRONICALLY TUNED AM/FM STEREO W/SEEK-SCAN AND DIGITAL CLOCK	S
SCOTCHGARD:	FABRIC PROTECTOR ON OPTIONAL CLOTH TRIMS	S
WARNING TONE:	HEADLAMP-ON	S

STANDARD EXTERIOR FEATURES

DOORS:	SLIDING RH SIDE DOOR, RH AND LH REAR LOAD DOORS	S
<u>LAMPS:</u>	<u>U.S. DAYTIME RUNNING LIGHTS</u>	S
SPARE TIRE/WHEEL:	COMPACT SPARE TIRE AND WHEEL MOUNTED UNDER FLOOR AT REAR	S
WIPERS:	INTERMITTENT WINDSHIELD	S

STANDARD CHASSIS FEATURES

ALTERNATOR:	100 AMP	S
BRAKES:	POWER ASSISTED FRONT DISC, REAR DRUM 4-WHEEL ANTI-LOCK	S
	BRAKE/TRANSMISSION SHIFT INTERLOCK	S
FUEL TANK:	25 GALLON	S
<u>STEERING:</u>	<u>SPEED SENSITIVE, POWER (E.V.O.)</u>	S

BOLD, ITALICS AND UNDERLINED INDICATES NEW FOR '97

REVISED: 8-19-96

1997 ORDER GUIDE

ASTRO CARGO
Page 1

Prices Shown Are Manufacturer's Suggested Retail Prices (MSRP) At The Time Of Publication. These Prices Are To Be Used Only As An Aid To Inventory Management Since MSRP Figures Change Periodically. The Vehicle Price Schedule Is The Official Pricing Documentation Of Chevrolet Motor Division And Should Be Used In Discussing Vehicle Prices With Potential Buyers. The Model Prices Shown In The Order Guide Include The Destination Freight Charges.

ASTRO CARGO VAN EQUIPMENT SUMMARY

INTERIOR TRIM

		CARGO
ARM RESTS:	RH AND LH MOLDED IN DOOR	S
ASSIST HANDLE:	RH	S
FLOOR COVERING:	EMBOSSED FRONT BLACK RUBBER MAT	S
POWER POINTS:	TWO FRONT (IN ADDITION TO CIGARETTE LIGHTER)	S
SEATING:	FRONT HIGH BACK BUCKET DRIVER AND PASSENGER SEATS WITH ALL VINYL TRIM	S
STEERING WHEEL:	BLACK 4-SPOKE WITH ANTI-THEFT LOCKING FEATURE	S
SUNSHADES:	LH AND RH PADDED COLOR-KEYED VINYL W/MAP BANDS	S

EXTERIOR TRIM

BUMPERS:	FRONT, GRAINED AND MOLDED IN COLOR GRAY, REAR PAINTED GRAY W/STEP PAD	S
GRILLE:	MOLDED, COMPOSITE PAINTED ARGENT	S
HEADLAMPS:	HALOGEN SEALED BEAMS	S
MIRRORS:	BELOW-EYE-LINE, FOLD AWAY, PAINTED BLACK	S
WHEELS:	15 X 6 STEEL, PAINTED ARGENT	S

BOLD, ITALICS AND UNDERLINED INDICATES NEW FOR '97

ASTRO (CARGO VAN)

MODEL AND BODY

	Description	Model No	Body	Wheelbase		Description	Model No	Body	Wheelbase
	REAR-WHEEL DRIVE MODEL					ALL-WHEEL DRIVE MODEL			
*19,583.00	Astro Van	CM11005	ZW9	111.0"	*21,783.00	Astro Van	CL11005	ZW9	111.0"

*Includes Destination and Handling Charges

EMISSIONS (Must Specify One) (Refer Emission Requirements Section)

- FE9 Federal Emission Requirements
- NG1 New York/Massachusetts State Emission Requirements
- YF5 California Emission Requirements
- NB8 California Emission or New York/Massachusetts State Emission Override (Reqs FE9 Federal Emissions)
- NC7 Federal Emission Override (Reqs YF5 California or NG1 New York/Massachusetts State Emissions)

GVWR SELECTOR (MUST SPECIFY)

Minimum Equipment Required For GVW Rating				
	GVW Rating (lbs)	*GAWR (lbs)		Restrictions
		Front	Rear	
C5G	5600	2800	3150	CM11005
C7X	5850	3050	3150	CL11005

* GAWR's shown are the minimum for each axle with equipment listed. Other GAWRs are available and they are determined as the minimum capacity of either axle or springs or tires.

CAPACITIES

CM11005				
SPRINGS:			AXLES:	
	Front		Front	
	2800	Base	2800	Base
	Rear		Rear	
	3150	Base	3150	Base

CL11005				
SPRINGS:			AXLES:	
	Front		Front	
	3050	Base	3050	Base
	Rear		Rear	
	3150	Base	3150	Base

POWER TEAMS (Must Specify Engine, Transmission and Rear Axle)

Consult GVWR Selector for Minimum Equipment Required)

ENGINE	TRANSMISSION	AXLES			GVWR
		3.23	3.42	3.73	
CM11005					
L35 Vortec 4300 V6 (262 Cu In)-SFI	M30	GU5	GU6	GT4	5600
CL11005					
L35 Vortec 4300 V6 (262 Cu In)-SFI	M30	--	GU6	GT4	5850

ASTRO (CARGO VAN)

PREFERRED VEHICLE

No Deletions Allowed. Additional Options/Substitutions (Where Indicated)
May Be Ordered From The Additional Options Listing.

**MUST SPECIFY:
AXLE, EMISSION, ENGINE, GVWR, PEG,
TIRES AND TRANSMISSION**

		1
		S
		L
N.C.	Preferred Equipment Group	
	Body (Standard) (May Substitute E54)ZW9	x

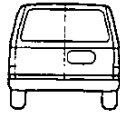
ADDITIONAL OPTIONS

	INCL w/PEG	OPTION	
			ACKNOWLEDGEMENTS:
N.C.		R8S	Multiple Order Numbers
V.P.S.		R8T	Preliminary Invoice
(-845.00)		YG6	AIR CONDITIONING NOT DESIRED
			AXLE, REAR:
N.C.		GU5	3.23 Ratio (CM11005 Only)
N.C.		GU6	3.42 Ratio
N.C.		GT4	3.73 Ratio
252.00		G80	Locking Differential
			BODY CODE:
N.C.	L	ZW9	Standard Body Equipment
384.00		E54	Dutch Doors (Incls Intermittent Wiper/Washer and Electric Release)
46.00		V10	COLD CLIMATE PACKAGE: (Incls Eng Block Heater and Coolant Protection)
			CONVENIENCE GROUPS:
474.00		ZQ2	Power Windows and Power Door Locks
383.00		ZQ3	Tilt Wheel and Speed Control
154.00		C49	DEFOGGER: Rear Window Electric (Reqs E54 Dutch Doors)
223.00		AU3	DOOR LOCK SYSTEM, POWER: (Incl w/ZQ2 Conv Group)
			EMISSIONS: (Refer Emission Requirements Tab Section)
N.C.		FE9	Federal Emission Requirements
170.00		NG1	New York/Massachusetts State Emission Requirements
170.00		YF5	California Emission Requirements
N.C.		NB8	California or New York/Massachusetts State Emission Override (Reqs FE9 Federal Emissions)
N.C.		NC7	Federal Emission Override (Reqs YF5 California or NG1 New York/Massachusetts State Emissions)
N.C.		L35	ENGINE: Vortec 4300 V6 (262 Cu In)-SFI (Incls Eng Oil, H.D. Radiator and Trans Oil Coolers)
54.00		AJ1	GLASS: Deep Tinted (Reqs ZW2, ZW3 or ZW6 Glass)
107.00			w/ZW2
262.00			w/ZW3
			w/ZW6
			GLASS ARRANGEMENTS:
87.00		ZW2	Rear Panel Doors (N/A w/E54 Dutch Doors, ZW3 or ZW6 Glass)
155.00		ZW3	Sliding Door and Rear Doors (N/A ZW2 or ZW6 Glass)
368.00		ZW6	Complete Body (N/A ZW2 or ZW3)
			GLASS SWING-OUT:
136.00		A18	Rear Doors and Side Door (Reqs ZW3 or ZW6 Glass) (N/A E54 Dutch Doors)
77.00		A19	Side Door (Reqs E54 Dutch Doors)
115.00		TL1	GRILLE: Uplevel w/Chrome Accents and Composite Headlamps (Incls Body Colored Painted Bumpers)
			GVWR RATING: (MUST SPECIFY)
N.C.		C5G	5600 Lbs (CM11005 Only)
N.C.		C7X	5850 LBS (CL11005 Only)
206.00		C38	HEATER: Rear
33.00		C95	LAMPS: Dome and Reading
136.00		AU0	LOCK: Keyless Remote (Reqs AU3 Power Door Locks or ZQ2 Conv Group)
121.00		B74	MOLDING: Body-Side
N.C.		ZY1	PAINT, EXTERIOR: Solid (Refer Color/Trim Chart)
			RADIO EQUIPMENT: (Electronically Tuned AM/FM Stereo Radio w/Seek-Scan and Digital Clock) Standard
147.00		UM6	Electronically Tuned AM/FM Stereo Radio w/Seek-Scan, Digital Clock and Cassette Tape
307.00		UL0	Electronically Tuned AM/FM Stereo Radio w/Seek-Scan, Digital Clock, Automatic Tone Control, Cassette Tape, Theft Lock and Speed Compensated Volume (Reqs ZQ2 Convenience Group)
407.00		UN0	Electronically Tuned AM/FM Stereo Radio w/Seek-Scan, Digital Clock, Automatic Tone Control, Compact Disc Player, Theft Lock and Speed Compensated Volume (Reqs ZQ2 Convenience Group)
507.00		UP0	Electrically Tuned AM/FM Stereo Radio w/Seek-Scan, Digital Clock, Automatic Tone Control, Stereo Cassette Tape w/Search and Repeat, Compact Disc Player, Theft Lock and Speed Compensated Volume (Reqs ZQ2 Convenience Group)
(-191.00)		UL5	Radio Delete
N.C.		AV5	SEAT: High Back Buckets
168.00		AN0	SEAT PACKAGE: Inboard/Outboard Armrest, Map Pocket, Manually Adjustable Lumbar Support (Avail w/Cloth Seats Only)
			TIRES: Tubeless, All Seasons Steel Belted Radial (Incls Front, Rear and Compact Spare) (B/W = Blackwall, W/S = White Stripe, WOL = White Outlined Lettered)
N.C.		QCU	P215/75R15B/W
88.00		QCM	P215/75R15WOL
60.00		QCV	P215/75R15W/S
309.00		ZB2	TRAILERING SPECIAL EQUIPMENT: Heavy-Duty (Incls Platform Trailer Hitch and 8-Lead Wiring Harness)
N.C.		M30	TRANSMISSION: 4-Speed Electronically Controlled Automatic w/Overdrive
			WHEELS:
92.00		PA6	Styled, Steel, Painted Silver
340.00		PC2	Styled, Steel (Chrome Appearance)

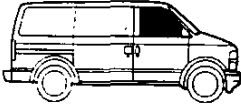

**ASTRO
(Cargo)**

AVAILABLE WINDOW ARRANGEMENTS

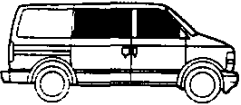

(See Option Section For Restrictions)



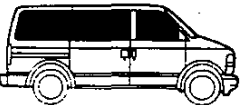

STANDARD



**w/ZW2
(Includes Rear Door Windows)**



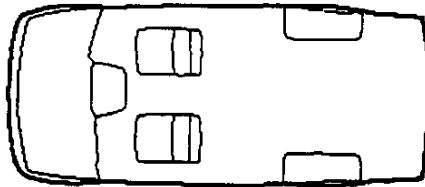
**w/ZW3
(Includes Rear Door Windows and Side
Cargo Door Window)**



**w/ZW6
(Includes Rear Door Window, Side
Cargo Door Window, RH Rear Quarter
Window and LH Front and Rear Quarter
Windows)**

AVAILABLE SEATING ARRANGEMENTS

(See Interior and Exterior Chart for Restrictions)



STANDARD

**ASTRO
(Cargo)**


**INTERIOR AND EXTERIOR COLOR AVAILABILITY CHART
WITH ZY1 PAINT**

PLEASE NOTE: The exterior paint and interior trim combinations shown below are the only combinations that are available.

TRIM LEVEL Seat Type		SEAT OPT	INTERIOR COLORS			
			GRAY	NAVY	NEUTRAL	RUBY
Custom Vinyl High Back Bucket Seats Custom Cloth High Back Bucket Seats		AV5	13W	28W	52W	79W
			13G	26G	52G	79G
EXTERIOR COLORS w/ZY1 PAINT APPLICATION	Color Code 1	Paint Application	RECOMMENDED INTERIOR TRIM COLORS			
AUTUMNWOOD, LT (Met)	55U	ZY1			x	
BLUE, TEAL (Met)	36U	ZY1	x		x	
BLUE, MEDIUM (Met)	37U	ZY1	x	x		
CHERRY ICE (Met)	59U	ZY1	x		x	x
GREEN, EMERALD (Met)	43U	ZY1	x		x	
GREEN, MEDIUM LICHEN (Met)	47U	ZY1	x		x	
PURPLE, DK (Met)	06U	ZY1	x		x	
RED, LT CARMINE (Met)	53U	ZY1	x		x	
SILVERMIST (Met)	17J	ZY1	x	x		x
WHITE, IVORY	10U	ZY1	x	x	x	x

PAINT APPLICATION

SOLID PAINT - ZY1



NOTES

M/L ASTRO CARGO VAN INTRODUCTION

M/L ASTRO CARGO VAN

The M/L Astro Cargo Van is offered only in the standard trim level.

Changes on the Astro Cargo Van for 1997 include:

- New Standard Delayed Illuminated Entry System
 - New Starter Motor for VORTEC 4300 V6 (L35)
 - New Electronic Variable Orifice (E.V.O.) Steering Reduces low speed and Static Steering effort
 - DEX-COOL™ Extended Life Engine Coolant Change interval upgraded to 5 years/150,000 miles
 - Revised Keyless Entry System
 - 4-speed 4L60-E Automatic Transmission Enhancements
 - Standard Daytime Running Lights
 - Three New Exterior Colors
-

M/L ASTRO CARGO VAN

MODEL SELECTION SUMMARY

Use the chart below to choose the model that fits your customer's needs. Please note that the Base Payloads shown reflect the maximum allowable weight of cargo that can be carried in a standard model, including occupants. (They are calculated by subtracting curb weight from GVWR.) To calculate payloads for models with optional equipment, please refer to the WEIGHTS section in the back of this book or consult your 1997 GM PROSPEC. Also, the Maximum Trailer Weights shown below are based on vehicles that are properly equipped. See your Chevrolet Truck Order Guide for specific details.

SERIES	MODEL NUMBER/ BODY CODE/ OPTION CODE	PASSENGER CAPACITY (STD./OPT.)	STANDARD ENGINE/ TRANS.	OPTIONAL ENGINE/ TRANS.	GVWR (LB)	GAWR (LB) FRONT/ REAR	BASE PAYLOAD (LB)	MAXIMUM TRAILER WT./ TONGUE LOAD (LB) PROPERLY EQUIPPED
REAR-WHEEL-DRIVE MODEL								
ASTRO CARGO VAN	CM11005/ZW9	2/-	4300 V6/A4	—	5600	2800/3150	1687	5500/650
ALL-WHEEL-DRIVE MODEL								
ASTRO ALL-WHEEL DRIVE CARGO VAN	CL11005/ZW9	2/-	4300 V6/A4	—	5850	3050/3150	1671	5000/600

POWERTRAINS

Chevrolet offers a variety of rear axle ratios for the M/L Astro Cargo Van. The following charts detail basic engine, transmission and axle specifications. See your 1997 Chevrolet Truck Order Guide for specific details.

ENGINES	
VORTEC 4300 V6	
Order Code	L35
SAE Net Horsepower @ rpm	190 @ 4400
SAE Net Torque lb-ft @ rpm	250 @ 2800
Fuel System	SFI
Standard Battery Cold Cranking Amps @ 0° F	600
Standard Alternator Maximum Capacity (Amps)	100

TRANSMISSIONS	
ELECTRONIC AUTOMATIC 4-SPEED W/OVERDRIVE AND TORQUE CONVERTER CLUTCH (4L60-E)	
Order Code	M30
Gear Ratios	
First	3.06
Second	1.63
Third	1.00
Fourth	0.70
Reverse	2.29

AXLES					
	REAR AXLE			FRONT AXLE (ALL-WHEEL-DRIVE MODEL ONLY)	
Make	GM			GM	
Capacity (lb)	3150			3050	
Pinion and Ring Gear Type	Hypoid			Hypoid	
Axle Ratio Code	GU5	GU6	GT4	GU6	GT4
Ratio	3.23	3.42	3.73	3.42	3.73
Pinion Teeth	13	12	11	12	11
Ring Gear Teeth	42	41	41	41	41
Ring Gear Diameter (in.)	7.625	7.625	7.625	7.25	7.25

Note: Axle Ratio depends on model, powertrain and emissions selected.

M/L ASTRO CARGO VAN

TRIM LEVELS

Chevrolet offers the M/L Astro Cargo Van in one trim level: "Standard." The following chart details major features. See your 1997 Chevrolet Truck Order Guide for details.

CHASSIS EQUIPMENT		STANDARD (ZWS)
KEY: ■ = STANDARD, — = NOT INCLUDED		
BRAKES	Power-assisted; front disc, rear drum; with four-wheel anti-lock system. Includes brake/transmission shift interlock.	■
EXHAUST	Single with aluminized stainless steel tail pipe and muffler.	■
FRAME	Integral body design with boxed section front stub frame.	■
FUEL TANK	25 gallon (approx.) capacity.	■
REAR AXLE	Hypoid, semi-floating.	■
SHOCK ABSORBERS	Front: 32mm; Rear: 32mm.	■
STABILIZER BAR	Front: M Vans 1.10 inch; L Vans 1.18 inch.	■
STEERING	Integral power. Speed Sensitive (E.V.O.) Ratio: 14:1.	■
SUSPENSION, FRONT	4x2: Independent w/coil springs. All-wheel drive: Independent w/ torsion bars.	■
SUSPENSION, REAR	Steel leaf springs.	■
EXTERIOR EQUIPMENT		
BUMPERS	Front molded gray. Rear painted gray with gray step pad.	■
DOORS	Driver and passenger front side, sliding RH side door and RH and LH rear load doors.	■
GRILLE	Molded, composite painted argent.	■
HEADLAMPS	Single sealed-beam halogen.	■
HORN	Dual high-note and low-note.	■
LAMP	Center high-mounted stop lamp.	■
LICENSE PLATE MOUNTING	Molded in fascia.	■
MIRRORS	Below-eyeline type, black. LH: 5.0"x8.5", RH: 5.25"x9.0".	■
RUNNING LIGHTS	Daytime.	■
SPARE TIRE CARRIER	Winch-type mounted under floor at rear.	■
SPARE TIRE/WHEEL	Compact, mounted under floor at rear.	■
TIRES	Four P215/75R15, all-season steel-belted radial blackwall.	■
WHEELS	Four, 15.0" x 6.0" argent steel wheels. Bright metal center caps with black trim.	■
WIRING	Six-wire harness for trailering purposes. (Includes CHMSL)	■
INTERIOR EQUIPMENT		
AIR CONDITIONING	Front.	■
ARMRESTS	RH and LH front door.	■
ASSIST HANDLES	Front at RH "A-pillar."	■
CIGARETTE LIGHTER	Includes ashtray lamp.	■
COAT HOOK	Left-hand side.	■
DOOR STEPWELL	Black.	■
DOORS	Side-door guard beams for front side doors and sliding side door. Sliding door includes child safety lock.	■
DOOR TRIM	Color-keyed expanded vinyl on driver's and passenger door with armrests, map pockets, radio speakers and door reflectors.	■
FLOOR COVERING	Embossed front black rubber mat.	■
GAGES	Coolant temperature, fuel level, odometer, oil pressure, speedometer, trip odometer and voltmeter.	■
GLOVE BOX	Located in front face of engine cover extension. Includes two beverage holders on top of engine cover extension.	■
HEADLAMP WARNING TONE	Headlamps on.	■
HEADLINER	Front compartment, color-keyed, foam-backed cloth.	■
HEATER	Includes windshield and side-window defoggers.	■
LAMPS	Stepwell lamps, storage compartment lamp and three dome lamps with front, rear and sliding door-activated switches (also includes delayed illuminated entry system). Includes door jamb override switch.	■
MAP NET	Storage pouch located on passenger side of engine cover extension.	■
MIRROR	10-inch rearview.	■
POWER OUTLETS	Two covered electrical accessory outlets located on the passenger side of the engine cover extension. (In addition to cigarette lighter)	■
RADIO	Electronically tuned AM/FM stereo radio with Seek-Scan, digital clock, two front-door speakers and fixed-mast antenna.	■

M/L ASTRO CARGO VAN

INTERIOR EQUIPMENT (CONT.)		STANDARD (ZW9)
KEY: ■ = STANDARD, — = NOT INCLUDED		
SEATS, FRONT	Two high-back vinyl reclining bucket seats. Adjust fore and aft.	■
STEERING WHEEL	Black vinyl 4-spoke with anti-theft locking feature.	■
SUNSHADES	Color-keyed vinyl RH and LH padded sunshades with map bands.	■
SUPPLEMENTAL INFLATABLE RESTRAINT SYSTEM (AIR BAGS)*	Two, included for both driver and front passenger.	■
TOOLS	Screw-operated scissor-type jack with ratchet handle and extension and two wheel blocks. Located at right rear.	■
WINDOWS	Solar-Ray® tinted glass.	■
WINDSHIELD WIPERS	Intermittent.	■

*Always wear your safety belts.

PREFERRED EQUIPMENT GROUPS

Preferred Equipment Groups (PEGs) are convenient option packages that can save your customers money. They would pay appreciably more by buying all the options in a Preferred Equipment Group as individual options. (Savings based on a comparison of Manufacturer's Suggested Retail Price of option packages versus MSRP of individual options purchased separately). See your 1997 Chevrolet Truck Order Guide and Vehicle Price Schedule for specific information and prices.

OPTIONS

These options can be ordered individually in addition to the Preferred Equipment Groups if not already included. See your 1997 Chevrolet Truck Order Guide for specific availability and restrictions. The Option Code is listed in **bold type**.

Air Conditioning (not desired)	YG6
Axles, Rear	
3.23	GU5
3.42	GU6
3.73	GT4
Locking Differential	G80
Body Code	
Standard Body Equipment	ZW9
Dutch Doors (Includes Electric Release and intermittent Wiper/Washer)	E54
Cold Climate Package (includes Engine Block Heater, coolant protection)	V10
Convenience Groups	
Power Door Locks and Power Windows	ZQ2
Tilt-Wheel™ Steering and Electronic Speed Control	ZQ3
Defroster, Rear Window (Requires E54 Dutch Doors)	C49
Door Locking System, Power	AU3
Emissions	
Federal	FE9
California	YF5
Massachusetts/New York	NG1
Cal./Mass./N.Y. Emissions Override	NB8
Federal Emissions Override	NC7
Engine	
VORTEC 4300 SFI V6	L35
Glass Arrangement	
Complete Body	ZW6
Rear Panel Doors, Solar-Ray®	ZW2

Sliding Door and Rear Panel Doors Solar-Ray®	ZW3
Swing-Out Rear Doors and Side Door Solar-Ray® (Except with E54 which includes swingout side door glass only)	A19
Deep-Tinted Solar-Ray®	AJ1
Grille, Deluxe Appearance with Bright Inserts; Includes Composite Headlamps and Body Color Bumpers	TL1
GVWR RATINGS	
5600 lbs	C5G
5850 lbs	C7X
Heater, Rear	C36
Lamps, Dual Reading	C95
Lock, Keyless Remote (Requires AU3 Power Door Locks or ZQ2 Convenience Group)	AU0
Molding, Bodyside	B74
Paint Exterior, Solid	ZY1
Radio Equipment	
Radio Delete	UL5
ETR AM/FM Stereo Radio w/Seek-Scan, Digital Clock, Stereo Cassette and two front door speakers	UM6
ETR AM/FM Stereo Radio w/Seek-Scan, Automatic Tone Control, Cassette Tape, Digital Clock, Theft Lock™, Speed-Compensated Volume and two front-door speakers with rear speaker wiring	UL0

ETR AM/FM Stereo Radio w/Seek-Scan, Automatic Tone Control, Compact Disc Player, Digital Clock, Theft Lock™, Speed-Compensated Volume and two front-door speakers with rear speaker wiring	UN0
ETR AM/FM Stereo Radio w/Seek-Scan, Automatic Tone Control, Cassette Tape, Compact Disc Player, Digital Clock, Theft Lock™, Speed-Compensated Volume and two front door-speakers with rear speaker wiring	UP0
Recreational Sales Package, Vehicle Upfitter (For information purposes only. YF7 is available for ordering through authorized CQACP manufacturers only.)	YF7
Seat Package (includes inboard and outboard armrests and map pockets. Manual lumbar support is also included when cloth seats are ordered)	AN0
Trailer Package, Heavy-Duty (includes hitch platform and eight-wire harness)	ZB2
Transmission, 4-Speed Electronically controlled Automatic w/Overdrive ...	M30
Wheels	
Styled Steel (painted sparkle silver)....	PA6
Styled Steel (Chrome Appearance)....	PC2

M/L ASTRO CARGO VAN

TIRES

KEY: ALS = ALL-SEASON SBR = STEEL-BELTED RADIAL PLY BW = BLACKWALL WOL = WHITE OUTLINED LETTERED WS = WHITE STRIPE		
TIRE DESCRIPTION		ORDERING CODE
P215/75R15	ALS/SBR/BW	QCL1
P215/75R15	ALS/SBR/WS	QCV
P215/75R15	ALS/SBR/WOL	QCM

DIMENSIONS

MODEL	ASTRO CARGO VAN	ASTRO ALL-WHEEL-DRIVE CARGO VAN
MODEL NUMBER	CM11005/ZW9	CL11005/ZW9
EXTERIOR DIMENSIONS		
BODY		
Wheelbase (in.) L101	111.0	111.0
Overall Length (in.) L103	189.8	189.8
Overall Height (in.) Nominal H431	76.0	76.0
Maximum Width (in.) W103	77.5	77.5
Bumper to Axle (in.) Front L104	32.5	32.5
Rear L105	46.0	46.0
Ground to Top of Rear Load Floor (in.) H502	26.0	26.0
Ground Clearance (in.) Front/Rear H148/H153	6.8/7.4	6.8/7.4
Side Load Door		
Opening Height (in.) H505	46.8	46.8
Opening Width (in.) L508	34.5	34.5
Rear Load Door		
Opening Height (in.) H202	42.0	42.0
Opening Width (in.) W204	57.2	57.2
Step-Up Height (in.) Front Door H130	19.5	19.5
Side Load Door H131	21.5	21.5
Turning Diameter Curb-to-Curb (ft)	39.5	40.5
Track Width (in.) Front/Rear : 101/102	65.1/65.1	65.1/65.1
SIGN PANEL AREA (in.)		
Side Panel (in.)	46 x 88	46 x 88
Front Door (in.)	18 x 40	18 x 40

* Height from ground level to the surface of the stepwell.

INTERIOR DIMENSIONS

Headroom (in.) H61	39.2	39.2
Legroom (in.) L34	41.6	41.6
Shoulder Room (in.) W3	64.0	64.0
Hip Room (in.) W5	65.0	65.0
Load Floor Length (in.) to Console L512	126.0	126.0
w/Front Seat L202	98.6	98.6
Interior Height (in.) H201	47.2	47.2
Interior Width (in.) between Wheelhousings W201	51.6	51.6
Cargo Volume (cu ft)	170.4	170.4