

1998



Blazer



Blazer


Dealer Order Guide inserts are your first look at Chevy Truck Models for 1998.

Overall improvements, changes and deletions are highlighted. Use these inserts to assist you in ordering your initial shipments.

NOTE: This information is preliminary and is subject to change.

Blazer at a glance

The 1998 Blazer boasts fresh styling touches outside. A totally new interior with new instrument panel and dual air bags are also added. Blazer is for people who enjoy active outdoor lifestyles and want a rugged, dependable compact sport utility. Above all, Blazer delivers impressive driving security.



Blazer



4-Door Blazer LS 4x4 with PEG 1SC

The Focus vehicle is the model chosen for its saleability. It is equipped with the product features that customers want most. Generally, it is the "volume" vehicle that comprises the majority of the build. You'll want to be sure you have several of these models in stock. NOTE: Model, PEG and optional equipment may vary in your locality. Use the Retail Sales Analysis (RSA) to verify or select your dealership's Focus vehicle content.

Ordering Recommendations:

The recommended 4-Door Blazer 4x4 with LS Decor and Preferred Equipment Group 1SC, based on national sales volume, is listed below to assist your dealership in ordering. 4-Door Blazer 4x4 LS with PEG Group 1SC includes:

- Tilt-Wheel™ Adjustable Steering Column and Electronic Speed Control with Resume Speed
- Aluminum Wheels
- Reclining High-Back Bucket Seats*
- Power Windows, Door Locks and Mirrors
- Overhead Console
- Tachometer
- Premium Suspension Package (ZW7)†
- Luggage Carrier
- P235/70R-15 All-Season Steel Belted Radial Tires
- ETR AM/FM Stereo with Seek-Scan, Cassette Player, Digital Clock and Six Speakers
- Liftglass with Liftgate.**

*May substitute AM6 60/40 reclining split bench seat. (Deletes Overhead Console.) †May substitute Z85 Touring Suspension. **May substitute tailgate.



4-Door Blazer LT 4x4 with PEG 1SD

The Feature vehicle is the "image" model Chevy Truck will profile most in its advertising. Generally, it does the best job of capturing attention and creating consumer awareness.

The Feature vehicle for 1998 is the 4-Door Blazer 4x4 with LT Decor and Preferred Equipment Group 1SD. It includes:

- Electrochromic Inside Rearview Mirror
- Tilt-Wheel™ Adjustable Steering Column
- Electronic Speed Control with Resume Speed
- Leather Seating Surfaces and Wrapped Steering Wheel
- 6-Way Power Driver Seat
- Remote Keyless Entry
- Power Windows, Door Locks and Mirrors
- P235/70R-15 Tires and Aluminum Wheels
- Heated Outside Rearview Mirrors
- HomeLink 3-Channel Programmable Transmitter
- Overhead Console
- Foglamps
- Electronic Climate Control
- ETR AM/FM Stereo with Seek-Scan, Cassette Player, Digital Clock and Six Speakers
- Premium Suspension Package (ZW7)*
- Rear-Compartment Shade
- Luggage Carrier
- Tachometer
- Liftglass with Liftgate.†

*May substitute Z85 Touring Suspension. †May substitute tailgate.

Trim Colors



Deluxe Cloth available in Beige, Graphite and Medium Gray — standard on Base, LS.

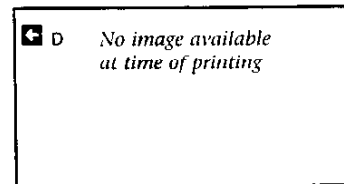
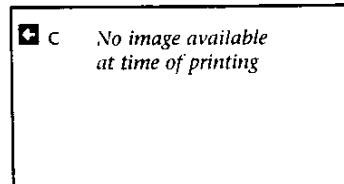
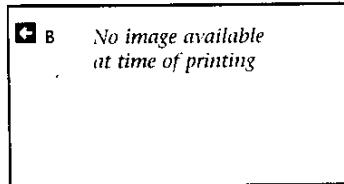


Premium Cloth available in Beige, Graphite and Medium Gray — available on LT.



Ultrasoft Custom Leather seating surfaces (LT only) available in Beige, Graphite and Medium Gray — available on LT.

Seat Styles



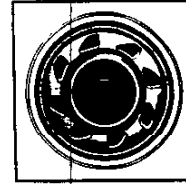
A. Reclining high-back bucket seats, manual adjustable lumbar support, easy-entry passenger side (2-Door only) — standard on 2-Door models, optional on 4-Door LS.

B. 60/40 split-bench seat with recliners — standard on 4-Door Base and LS (not available on 2-Door).


C. Reclining high-back bucket seats with folding seatbacks, dual power lumbar adjustment and 6-way power driver seat — standard on LT.

D. Reclining high-back bucket seats, with 6-way power driver seat and manual lumbar adjustment. Available on LS models only (2-Door and 4-Door).

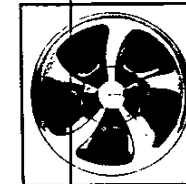
Wheels




Standard 15" Argent steel wheel with black hubcap and bright trim ring — 2WD models.



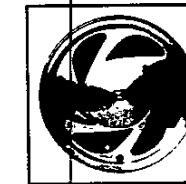
Standard 15" Argent steel wheel with black hubcap and bright trim ring — 4x4 models.



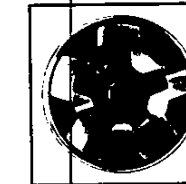
(RPO N60) New optional 15" cast-aluminum wheel with machine-faced, Argent ports. 2WD only. Standard with LS and LT trim.



(RPO N90) 15" cast-aluminum wheel — available only on 4-Door 4x4 models. Standard with LS, optional on Base models.



Cast-aluminum 15" wheel, included with LT trim (4-Door only) — 4x4 models.



(RPO PA3) Optional 15" cast-aluminum wheel. Available on 2-Door 4x4 models only. Standard on LS, optional on Base.

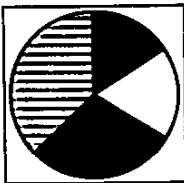
Most Popular Exterior Colors with Corresponding Interior Color Availability

INTERIOR MATERIAL COLORS

	Beige	Graphite	Medium Gray
EXTERIOR COLORS			
Emerald Green Metallic	✓	✓	✓
Summit White	✓	✓	✓
Onyx Black	✓	✓	✓
Dark Cherry Red Metallic	✓	✓	✓

See Order Guide for color availability by model.

Most Popular Exterior Colors by Percentage




Clockwise, at left, are the four most anticipated popular Blazer colors for 1998, based on national sales volume. They are listed for reference only. To identify the top-selling colors in your area, by model, use the Retail Sales Analysis (RSA).

Emerald Green Metallic	18%
Summit White	16%
Onyx Black	16%
Dark Cherry Red Metallic	13%
Other colors	37%

NOTE: New Blazer exterior colors are Light Pewter Metallic and Dark Copper Metallic. Light Autumnwood Metallic, Quicksilver Metallic, Fairway Green Metallic and Light Blue Metallic have been deleted.



Blazer



P.D.S.E.I. helps explain 1998 models for this brand. Overall improvements, changes and deletions are highlighted. Please review the supplied information, keeping in mind that this material is provided to you before production start-up — and may change.

P.D.S.E.I. (New-for-'98 features appear in color.)

P PERFORMANCE

• **AUTOMATIC TRANSMISSION ENHANCEMENTS** — features an electronically controlled converter clutch for improved efficiency and a two-piece transmission case for increased stiffness, reduced noise and vibration. • **STANDARD VORTEC 4300 V6 ENGINE WITH SEQUENTIAL FUEL INJECTION (SFI)** — provides smooth, quiet performance and extended maintenance intervals. • **DRIVER CONTROL SYSTEM** — allows customers to equip their Blazer with a suspension system to suit their driving style.

D DURABILITY

• **BATTERY-RUNDOWN PROTECTION** — helps prevent a dead battery. • **EXTENDED-LIFE COOLANT** — extends engine coolant change interval up to 5 years/150,000 miles.* • **100,000-MILE SPARK PLUGS AND WIRES** — for extended service intervals.* • **SERPENTINE BELT ACCESSORY DRIVE** — can last up to 100,000 miles. • **NO NEED TO CHECK ENGINE TIMING** — ever. • **BUMPER TO BUMPER WARRANTY** — this limited warranty provides protection for 3 years or 36,000 miles, with no deductible.

*Maintenance needs vary with different uses and driving conditions. See owner's manual for more information.

S SAFETY

• **4-WHEEL DISC BRAKES** — new standard 4-wheel disc brake system provides impressive stopping power. • **DRIVER AND FRONT-PASSENGER AIR BAGS WITH KNEE BOLSTER** — helps protect the driver and right front-seat passenger in certain moderate to severe frontal collisions. Always wear safety belts, even with air bags. • **PassLock THEFT-DETERRENT SYSTEM** — disables vehicle from further starting attempts for ten minutes if an invalid key is used. • **TURN SIGNAL REMINDER** — provides audible chime after being left on for 3/4 mile. • **AUTOMATIC EXTERIOR LAMP CONTROL** — provides automatic-on exterior lamp operation when lighting conditions get dark. • **AVAILABLE HEATED OUTSIDE REARVIEW MIRRORS (STANDARD ON LT TRIM)** — help maintain a clear view to the rear. • **AVAILABLE ELECTROCHROMIC INSIDE REARVIEW MIRROR (STANDARD ON LT TRIM LEVEL)** — automatically dims to nighttime setting when headlamps approach from the rear. • **STANDARD AUTOMATIC DAYTIME RUNNING LAMPS** — helps make vehicle more visible during daylight hours.

E EXTERIOR

• **FRONT BUMPER, FASCIA AND RUB STRIPS** — provide fresh front-end appearance consistent with overall styling theme. Bumper, fascia and air dam are beautifully integrated for a pleasing appearance. • **FORWARD AND FRONT SIGNAL LIGHTING** — provides composite headlamps for improved appearance and customer satisfaction. • **GRILLES** — new grilles on all models. • **WIDER CHOICE OF GRILLE COLORS** — for LT trim level to match all available exterior colors. Chrome grille with Base and LS trim models. • **REAR BUMPER** — provides new rear-end appearance to complement the new front-end appearance. Also increases the hitch rating to 350 lbs. tongue weight.

I INTERIOR

• **INSTRUMENT PANEL WITH DRIVER AND FRONT-PASSENGER AIR BAGS** — provides fresh appearance, with improved driver ergonomics. A host of new features includes dual air bags, driver- and front passenger-side knee bolsters, a new instrument cluster and much more. • **SEAT SEPARATOR CONSOLE WITH STORAGE COMPARTMENT (BUCKET SEATS ONLY)** — styled to match new instrument panel. • **FRONT SEATING** — LS trim level features 60/40 cloth split-bench seat with integral headrests, optional manual bucket seats with manual lumbar support adjustment and optional 6-way power driver seat adjuster. LT trim levels feature Premium Cloth or Custom Leather bucket seats with 4-way adjustable headrest, 2-way power lumbar driver and passenger adjustment, power reclining driver seat, 6-way power driver seat adjuster and optional seat heaters (available with optional Custom Leather seating surfaces only). • **REAR SEATING** — features "foldaway" outboard headrests. • **OPTIONAL STEREO WITH CD, CASSETTE AND DUAL PLAYBACK** — provides a remote, mounted cassette player option available with integral CD player. • **UPELVEL RADIOS** — feature an ETR compact disc player with automatic tone control or an ETR

Competitive Models

- Ford Explorer
- Jeep Grand Cherokee
- Jeep Cherokee
- Toyota 4-Runner
- Nissan Pathfinder.

Additional Information on Significant Features

- A new grille, composite headlamps, bumper, combined fascia and air dam and rub strips team up to provide Blazer for 1998 with a highly appealing front appearance. A new rear bumper complements the front-end decor.
- A new instrument panel, console, front seats and door trim panels bring new excitement to Blazer interiors for 1998. Dual air bags and knee bolsters are now standard for added value in this highly competitive market segment.
- Transmission enhancements help bring new levels of quietness and efficiency to Blazer for 1998. A stiffer, two-piece transmission case reduces vibration and noise, while a new, electronically controlled converter clutch helps improve operating efficiency and driveability. A deeper transmission oil pan improves transmission durability and fluid life.
- PassLock theft-deterrent system is standard for '98. If unauthorized use is attempted, vehicle will not start for ten minutes.
- Battery-rundown protection is standard for 1998. The system automatically shuts off interior lights (should the driver forget to do so) after the car has been sitting with the ignition off for 20 minutes. If the vehicle is left with the ignition off for over 24 days, it cuts power to accessories to help alleviate battery rundown.
- Automatic Exterior Lamp control is standard for 1998. It automatically turns exterior lamps on at dusk, off at dawn.
- A turn signal reminder is standard for 1998. It provides an audible chime after the vehicle is driven 3/4 mile with a turn signal engaged.

Deletions

- Four exterior colors have been deleted for 1998: Light Autumnwood Metallic (#55), Quicksilver Metallic (#96), Light Blue Metallic (#27) and Fairway Green Metallic (#87) and have been replaced with two

Forecasted Percent of Mix

SERIES		
Blazer 2WD	20%	
Blazer 4x4	80%	
Total	100%	
MODELS		
2-Door	12%	
4-Door	88%	
Total	100%	
TRIM LEVELS	2-DOOR	4-DOOR
Base	15%	7%
LS — (YC3) — Available 2-Door only	85%	NA
LS — (YCS) Available 4-Door only	NA	43%
LT — Available 4-Door only	NA	50%
Total	100%	100%
ENGINES		
Vortec 4300 V6 SFI	100%	
Total	100%	
TRANSMISSIONS		
4-Speed Electronically Controlled Automatic with Overdrive	98%	
5-Speed Manual with Overdrive	2%	
Total	100%	
NA — Not available.		

Driver Control System

Rock-Solid Foundation

The heavy, steel, ladder-type frame is boxed for most of its length to provide torsional rigidity.

Drop-Link Front and Rear Stabilizer Bars

These large-diameter stabilizer bars help reduce body lean and sway when cornering. The drop-link design incorporates the use of bushings to isolate bar movement from the frame.

Tuned Tires

Tire manufacturers and engineers worked side-by-side to design all-season radials (except QEB and QJJ) specific to the needs of Blazer drivers. Whatever the conditions — snowy, wet, dry — the tuned tires help provide a quiet ride. Specifically tuned tires vary by drivetrain and driver preference.

Variable-Ratio Power Steering

Combines the pleasure and ease of luxury-car steering at low speeds ... with quick, sure response at higher speeds. A tuned steering spool valve provides straight-line tracking, whether challenged with potholes, wind or uneven road surfaces.

Urethane Rear Jounce Bumpers

Helping to eliminate suspension-to-frame contact, they act as cushion against suspension rebound so vehicle occupants won't be jarred by that truck-like "kickback" when Blazer travels over a bump. They also help absorb suspension-to-frame impact when the stiffer rear springs engage.

Refined Independent Front Suspension

Blazer independent front suspension allows each front wheel to "step" over bumps independently without affecting the opposite front wheel. Other components contributing to a smooth ride include spring rates that are more carlike and short/long control arms (SLA), which not only improve ride, but improve handling and tire wear.

BLAZER STANDARD EQUIPMENT SUMMARY

STANDARD INTERIOR FEATURES

		BASE	YC3	YC5	YC6
AIR BAG:	DRIVER AND PASSENGER SIDE	S	S	S	S
AIR CONDITIONING:	(R134A)	S	S	S	S
ASSIST HANDLES:	PASSENGER	S	S	S	S
CARGO TIE DOWNS:	(4)	S	S	S	S
COAT HOOKS:	RH AND LH REAR SEAT, INCLUDES 2 IN CARGO AREA (4-DOOR ONLY)	S	S	S	S
CUP HOLDERS:	2-DOOR (4)	S	S	--	S
	4-DOOR (2)	S	--	--	--
	4-DOOR (4)	--	--	S	S
DOOR BEAMS:	SIDE IMPACT	S	S	S	S
DOOR LOCKS:	REAR CHILD SECURITY (4-DOOR ONLY)	S	S	S	S
FLOOR COVERING:	COLOR-KEYED CARPETING AND CARPETED FLOOR MATS	S	S	S	S
HEADLINER:	COLOR-KEYED, CLOTH COVER	S	S	S	S
HEATING DUCT:	REAR SEAT	S	S	S	S
INSTRUMENTATION:	WARNING LIGHTS FOR SEAT BELT, ABS/PARKING BRAKE, DIRECTION/HAZARD SIGNALS AND HIGH BEAM. GAGE PACKAGE INCLUDES VOLTMETER, OIL PRESSURE AND ENGINE TEMPERATURE GAGES, FUEL GAGE, TRIP ODOMETER AND SPEEDOMETER	S	S	S	S
INSULATION:	DASH PANEL, DOORS, FLOOR AND UNDERHOOD, INSTRUMENT PANEL AND COWL/FENDER SEAL	S	S	S	S
LOCK SYSTEM:	SINGLE 2-SIDED KEY	S	S	S	S
LAMPS:	DOOR AND ENDGATE-OPERATED DOME AND FRONT FLOOR COURTESY WITH DELAYED ENTRY FEATURE	S	S	S	S
SEAT BELTS:	CHILD COMFORT GUIDE. REAR OUTBOARD POSITIONS (4-DOOR) CHILD SEAT LOCKING LATCH - ALL OUTBOARD PASSENGER POSITIONS	S	S	S	S
SECURITY:	PASS-LOCK	S	S	S	S
SCOTCHGARD:	CARPETING AND CLOTH SEATS AND DOOR TRIM PANELS	S	S	S	S
STOWAGE BOX:	RH SIDE OF INSTRUMENT PANEL WITH DOOR ACTIVATED LIGHT. 2-DOOR ALSO INCLS TWO IN REAR SEAT AREA	S	S	S	S
TRAILERING:	WIRING HARNESS, 5-LEAD	S	S	S	S
TRANSMITTER:	HOMELINK PROGRAMMABLE 3-CHANNELW/ENHANCED ELECTRONIC DISPLAY IN OVERHEAD CONSOLE	--	--	--	S
WARNING TONE:	HEADLAMP-ON WARNING BUZZER	S	S	S	S
WINDOW:	SWING-OUT REAR QUARTER (2-DOOR ONLY)	S	S	S	S
CONVENIENCE PKG:	REAR WINDOW CONVENIENCE PACKAGE (DEFROSTER & WIPER)	--	S	S	S

STANDARD EXTERIOR FEATURES

LAMP:	ENGINE COMPARTMENT	S	S	S	S
LAMPS:	DAYTIME RUNNING W/AUTO HEADLAMP CONTROL	S	S	S	S
MIRRORS:	LH & RH BELOW-EYE-LINE TYPE, BLACK, MANUAL	S	--	--	--
	LH & RH BELOW-EYE-LINE TYPE, POWER	--	S	S	S
SPARE/TIRE/WHEEL:	COMPACT TIRE W/STEEL WHEEL:				
	4-DOOR: UNDERBODY MOUNTED	S	--	S	S
	FULL-SIZE:				
	W/ZM6 OR ZR2	--	--	--	--
	2-DOOR:W/P16 TIRE CARRIER or ON-OFF ROAD TIRES	S	S	--	--
TOWHOOKS:	FRONT (T10 ONLY) (2)	S	S	S	S
WINDSHIELD WIPERS:	INTERMITTENT (ADJUSTABLE)	S	S	S	S

BLAZER STANDARD EQUIPMENT SUMMARY

STANDARD CHASSIS FEATURES

		BASE	YC3	YC5	YC6
ALTERNATOR	100 AMPS	S	S	S	S
BATTERY:	525 COLD CRANKING AMPS				
	RUNDOWN BATTERY PROTECTION	S	S	S	S
BRAKES:	POWER ASSISTED, 4-WHEEL DISC.				
	ANTI-LOCK BRAKING SYSTEM	S	S	S	S
ENGINE:	VORTEC 4300 V6 SFI	S	S	S	S
FUEL TANK:	19 GALLON CAPACITY (2-DOOR)	S	S	S	S
	18 GALLON CAPACITY (4-DOOR)	S	S	S	S
STABILIZER BARS:	FRONT AND REAR	S	S	S	S
SUSPENSION FRT:	S10: INDEPENDENT COIL SPRINGS	S	S	S	S
	T10: INDEPENDENT TORSION BAR	S	S	S	S
SUSPENSION REAR:	SEMI-FLOATING AXLE, 2-STAGE LEAF SPRINGS	S	S	S	S
TRANSFER CASE:	T10 ONLY, ELECTRONIC SHIFT	S	S	S	S
TRANSMISSION:	4-SPEED ELECTRONICALLY CONTROLLED AUTOMATIC W/OVERDRIVE				
	W/BUCKET SEATS INCLUDES CONSOLE MOUNTED SHIFT SELECTOR	S	S	S	S

INTERIOR TRIM

CONSOLE	SEAT SEPARATOR: (2-DOOR)	S	S	--	--
	SEAT SEPARATOR: (4-DOOR)	--	--	--	S
DOOR TRIM PANELS:	W/LH & RH MOLDED MAP POCKETS MOLDED PLASTIC W/SOFT CLOTH				
	UPPER INSERT W/INTEGRAL PADDED ARM RESTS	S	S	S	--
	W/LH & RH MOLDED MAP POCKETS MOLDED PLASTIC W/SIMULATED				
	LEATHER UPPER INSERT W/INTEGRAL PADDED ARM RESTS	--	--	--	S
GLASS:	SOLAR RAY, DEEP TINT W/LT TINT REAR	S	--	--	--
	SOLAR RAY, DEEP TINT W/DARK TINT REAR	--	S	S	S
MIRRORS:	INTERIOR REARVIEW, ELECTROCHROMIC	S	--	--	--
	EXTERIOR REARVIEW, ELECTRIC AND DEFOGGER	--	S	S	S
POWER POINTS:	DUAL COVERED	--	S	S	S
RADIO	ETR/AM/FM STEREO WITH DIGITAL CLOCK (INCL 4 SPEAKERS)	S	--	--	--
	ELECTRONICALLY TUNED AM/FM STEREO RADIO W/SEEK-SCAN.				
	STEREO CASSETTE TAPE AND DIGITAL CLOCK	O	S	S	S
SEATS:	SPLIT FOLDING REAR SEAT	S	S	S	S
	BUCKET, W/MANUAL LUMBAR ADJUSTER (INCL CONSOLE) (2-DOOR)	S	S	--	--
	BUCKET, W/POWER LUMBAR (INCL CONSOLE) (4-DOOR)	--	--	--	S

EXTERIOR TRIM

BUMPERS:	FRONT BUMPER: (UPPER BODY COLOR)	--	S	--	--
	FRONT BUMPER: CHROME	S	--	S	S
	REAR BUMPER: (UPPER BODY COLOR)				
	2 DOOR	S	S	--	--
	4 DOOR (W/ZY1)	S	--	S	S
	4 DOOR (W/ZY7 LOWER BODY COLOR)	--	--	S	S
MOLDING:	BODY SIDE, DARK GRAY	--	--	S	S
GRILLE:	BODY COLOR W/CHROME BAR				
	2 DOOR (ZY1 SOLID PAINT)	--	S	--	--
	4 DOOR (UPPER BODY COLOR)	--	--	--	S
	CHROME:				
	2 DOOR	S	--	--	--
	4-DOOR	S	--	S	--
	CHROME (W/ZY7 TWO-TONE PAINT APPLICATION)	S	S	S	--
HEADLAMPS:	HALOGEN COMPOSITE	S	S	S	S

MODEL AND BODY

Base	Description	Model	No Body
2-DOOR MODEL			
	Tailgate 2-Wheel Drive	CS10516	E55
	Tailgate 4-Wheel Drive	CT10516	E55

**SUSPENSION AND POWER TEAMS CHART
(MUST SPECIFY)**

2-DOOR

MODELS	CS10516	CT10516	CS10516	CT10516	CT10516	CT10516	
SUSPENSION	Z83 (Smooth)		Z85 (Touring)		ZM6 (Off-Road)		ZR2 (Wide Stance)
RIDE CHARACTERISTICS	Smooth		Firm	Sporty/Firm		Very Firm	Firm
TRAILERING EQUIP AVAIL	Light-Duty		Heavy-Duty/Light-Duty		Heavy-Duty/Light-Duty		Heavy-Duty/Light-Duty
GVWR RATING	4450	4850	4450	4850	4850		5000
GAWF/GAWR	2200/2600	2500/2600	2200/2600	2500/2700	2500/2700		2500/2700
REQUIRED OPTIONS							
GVWR	C3G	C6I	C3G	C6I	C6I		C5C
TIRES	QCA/QCE	QCE	QBF/QBG	QBF/QBG/QEB	QEB		QJ
ENGINE	L35	L35	L35	L35	L35	L35	
TRANSMISSION	M30	M30	M30	M50 (c)	M30	M50 (c)	M30
AXLE RATIO	GU4 (a) (3.08)	GU4 (a) (3.08)	GU4 (a) (3.08)	GU6 (b) (3.42)	GU6 (a) (3.42)	GU6 (b) (3.42)	GU6 (a) (3.42)
	GU6 (b) (3.42)	GU6 (b) (3.42)	GU6 (3.42)		GT4 (b) (3.73)		GT4 (b) (3.73)
		M50 (c) GU6 (b) (3.42)	M50 (c) GU6 (b) (3.42)				

- (a) N/A G80 Locking Differential
- (b) Requires G80 Locking Differential
- (c) Requires U16 Tachometer

THE LOWEST NUMERICAL AXLE RATIO HAS BEEN ENGINEERED TO COVER THE WIDEST RANGE OF APPLICATIONS AND OFFER THE BEST FUEL ECONOMY

BLAZER

MODEL AND BODY

Base	Description	Model No.	Body
4-DOOR MODEL			
	Tailgate 2-Wheel Drive	CS10506	E55
	Tailgate 4-Wheel Drive	CT10506	E55

**SUSPENSION AND POWER TEAMS CHART
(MUST SPECIFY)
4-DOOR**

MODELS	CS10506	CT10506	CS10506	CT10506	CS10506	CT10506
SUSPENSION	ZQ1 (Smooth)		Z85 (Touring)		ZW7 (Premium)	
RIDE CHARACTERISTICS	Smooth	Smooth	Firm	Sporty/Firm	Premium Smooth	
TRAILERING EQUIP AVAIL	Light-Duty	Light-Duty	Light-Duty/Heavy-Duty		Light-Duty/Heavy-Duty	
GVWR RATING	5000	5350	5000	5350	5000	5350
GAWF/GAWR	2500/2700	2800/2700	2500/2800	2800/2900	2500/2700	2800/2700
REQUIRED OPTIONS						
GVWR	C5C	C3T	C5C	C3T	C5C	C3T
TIRES	QCA/QCE	QCE	QBF/QBG	QBF/QBG/QEB	QBF/QBG	QBF/QBG
ENGINE	L35	L35	L35	L35	L35	L35
TRANSMISSION	M30	M30	M30	M30	M30	M30
AXLE RATIO	GU4 (a) (3.08)	GU4 (a) (3.08)	GU4 (a) (3.08)	GU6 (3.42)	GU4 (a) (3.08)	GU6 (3.42)
	GU6 (3.42)	GU6 (3.42)	GU6 (3.42)	GT4 (b) (3.73)	GU6 (3.42)	GT4 (b) (3.73)

- (a) N/A G80 Locking Differential
- (b) Requires G80 Locking Differential

THE LOWEST NUMERICAL AXLE RATIO HAS BEEN ENGINEERED TO COVER THE WIDEST RANGE OF APPLICATIONS AND OFFER THE BEST FUEL ECONOMY

BLAZER

No Deletions Allowed. Additional Options/Upgrades (Where Indicated) May be Ordered from the Additional Ordering Option Listing.

2-DOOR BLAZER

	BASE		LS	
	1 S A	1 S B	1 S C	1 S D
Preferred Equipment Group				
Body:	E55	x	x	x
Seating: Rear Folding	AM7	x	x	x
Preferred Equipment Group				
Convenience Group: Tilt Steering Wheel and Speed Control	ZQ3	x	x	x
Luggage Carrier	V54	x	x	x
Radio: ETR AM/FM Stereo w/Seek-Scan Cassette Tape and Clock	UM6	x	N/A	N/A
Preferred Equipment Group				
Console: Overhead	DK6		x	x
Convenience Group: Power Windows, Locks and Mirrors	ZQ6		x	x
LS Decor	YC3		x	x
Mirrors: Rearview, Electrochromic, Exterior Electric and Defogger	DK2		x	x
Radio: AM/FM Stereo w/Cassette (a)	ULO		x	x
Suspension Package: Touring (b)	Z85		x	x
Tachometer:	U16		x	x
Tires: P235/70R15 B/W (c)	QBF		x	x
Preferred Equipment Group				
Keyless Entry: Remote	AU0			x
Seat Adjuster: 6-Way Power Driver Side	AG1			x
Transmitter: Homelink	UG1			x

- (a) ULO: May Substitute UNO or UPO Radio
- (b) Z85: May substitute (Refer to Suspension Power Team Chart)
- (c) QBF: May substitute (Refer to Suspension Power Team Chart)

BLAZER

No Deletions Allowed. Additional Options/Upgrades (Where Indicated)
 May be Ordered from the Additional Ordering Option Listing.

4-DOOR BLAZER

	BASE		LS	LT
	1	1	1	1
	S	S	S	S
	A	B	C	D
Preferred Equipment Group				
Body :Endgate (a)	E55	x	x	x
Seat. Rear Folding (STD CT10506)	AM7	x	x	x
Preferred Equipment Group				
Convenience Group: Tilt Steering Wheel and Speed Control	ZQ3	x	x	x
Luggage Carrier	V54	x	x	x
Radio: ETR AM/FM Stereo w/Seek-Scan Cassette Tape and Clock	UM6	x	N/A	N/A
Preferred Equipment Group				
Body: Liftgate w/Glass (b)	TB4		x	x
Console: Overhead	DK6		x	x
Convenience Group: Power Windows, Locks and Mirrors	ZQ6		x	x
LS Decor	YC5		x	N/A
Mirrors: Rearview, Electrochromic ,Exterior Electric and Defogger	DK2		x	x
Radio: AM/FM Stereo w/Cassette(c)	UL0		x	x
Seats:Bucket (Incls Console)(d)	AV5		x	N/A
Suspension Package: Premium (e)	ZW7		x	x
Tachometer:	U16		x	x
Tires: P235/70R15 B/W (f)	QBF		x	x
Preferred Equipment Group				
Air Conditioning Electric	C68			x
Fog Lamps	ANL			x
LT Decor	YC6			x
Transmitter: Homelink	UG1			x

- (a) E55: May Substitute TB4 Liftgate
- (b) TB4: May Substitute E55 Endgate
- (c) UL0: May Substitute UN0 or UP0 Radio
- (d) AV5: May Substitute AM6 Seat
- (e) ZW7: May substitute (Refer to Suspension Power Team Chart)
- (f) QBF: May substitute (Refer to Suspension Power Team Chart)

ADDITIONAL OPTIONS

OPTIONS	ACKNOWLEDGEMENTS:
R8S	Multiple Order Numbers
R8T	Preliminary Invoice
ANL	FOG LAMPS: (N/A 1SA/1SB) (Incl w/1SD) (N/A CT10516 Model)
	AXLES, REAR: (Refer Power Teams Chart for Availability) (Must Order)
GU4	3.08
GU6	3.42
GT4	3.73
G80	Locking Differential
UA1	BATTERY: Heavy-Duty, 690 Cold Cranking Amps Delco Freedom (Incl w/V10 Cold Climate)
	BODY CODE: (Refer Model and Body Section)
E55	Tailgate
T84	Liftgate (C*10506 Only) (W/1SA or 1SB Reqs ZQ6 & ZM8)
	CARRIERS: (MUST SPECIFY) (CT10516 Only)
PNV	Outside Spare Tire Carrier Not Desired (Incl w/CS10516) (N/A QEB Tires)
P16	Outside Spare Wheel and Tire Carrier (Incls Full-Size Spare Tire and Cover)
V10	COLD CLIMATE PACKAGE: (Incls UA1 Battery and Engine Block Heater)
DK6	CONSOLE: Overhead (Reqs Bucket Seats) (w 1SA/1SB Reqs CF5) (Incl w/1SC & 1SD)
	DECOR: (Refer Standard Equipment for Package Content)
YC3	LS: Base (2-Door Only) (Incl w/1SC)
YC5	LS: W/Exterior Appearance Pkg (4-Door Only) (Incl w/1SC)
YC6	LT: Luxury (4-Door Only) (Incl w/1SD)
	DRIVER CONVENIENCE:
ZQ6	Power Windows, Locks and Mirrors (Incl w/1SC & 1SD)
ZQ3	Tilt Steering and Speed Control (Incl w/1SB, 1SC & 1SD)
ZM8	Rear Window Convenience Package (Standard w/YC3, YC5 or YC6 Decor) (Available w/1SA/1SB)
	(Incls Electric Tailgate Release, Rear Window Defogger and Wiper/Washer System)
	EMISSIONS: (MUST SPECIFY) (Refer Emissions Requirement Tab Section)
	Federal Emission Requirements
FE9	New York /Massachusetts or Connecticut Emission Requirements
NG1	California Emission Requirements
YF5	CA, NY, MA or CT Emission Override (Reqs FE9 Emissions)
NB8	Federal Emission Override (Reqs YF5 or NG1 Emissions)
NC7	
L35	ENGINE: Vortec 4300 V6 SFI (Incls Engine and Transmission Oil Coolers)
	GVWR: (MUST SPECIFY) (Refer Suspension and Power Teams Chart for Requirements)
C3G	4450#
C3T	5350#
C5C	5000#
C6I	4850#
AU0	KEYLESS ENTRY, REMOTE: (Reqs AG1 Power Seat Adjuster) (N/A 1SA/1SB) (Std on LT)
V54	LUGGAGE CARRIER: Black (Incl w/1SB, 1SC & 1SD)
DK2	MIRRORS: Light Sensitive (Inside Rearview) Electric Outside Rearview and Defogger (Incl w/1SC & 1SD)
	PAINT, EXTERIOR: (Refer Trim Chart for Availability)
ZY1	Solid
ZY7	Custom Two-Tone (Reqs YC5/YC6) (N/A 2-Door)
	RADIO EQUIPMENT: (Electronically Tuned AM /FM Stereo Radio w/Digital Clock Standard)
	(All Radios Incl Premium Speakers)
UM6	Electronically Tuned AM/FM Stereo Radio w/Seek-Scan, Stereo Cassette Tape and Digital Clock
	(Incl w/1SB)
UL0	Electronically Tuned AM/FM Stereo Radio w/Seek-Scan, Auto Tone Control, Digital Clock, Stereo
	•Cassette Tape, Theft Lock and Speed Compensated Volume (Incls Enhanced Performance Speaker System) (N/A 1SA/1SB) (Incl w/1SC)
UN0	Electronically Tuned AM/FM Stereo Radio w/Seek-Scan, Auto Tone Control, Digital Clock, Compact Disc
	Player, Theft Lock and Speed Compensated Volume (Incls Enhanced Performance Speaker System)
UP0	Electronically Tuned AM/FM Stereo Radio w/Seek-Scan, Auto Tone Control, Digital Clock, Stereo
	Cassette Tape, Compact Disc Player, Theft Lock and Speed Compensated Volume (Incls Enhanced Performance Speaker System) (Incl w/1SD)
UL5	Radio Delete (Avail w/1SA Only)

BLAZER


ADDITIONAL OPTIONS

- OPTIONS SEATS:** (Refer Color and Trim Chart for Availability) (Bucket Seats Incl Seat Separator Console)
- AV5 Reclining High Back Buckets (N/A 1SA/1SB on C*10506) ~~(N/A 2-Door)~~
 - AN3 Front Buckets (Reqs 1SD)
 - AM6 60/40 Reclining Split Folding Front Bench Seat (Incls Storage Armrest and Dual Cupholders) (N/A 2-Door or 1SD)
 - KA1 Heated (Driver & Passenger) (Leather Only)
- SEATING:**
- AG1 Driver, 6-Way Power Adjuster (Std on LT)(N/A 1SA/1SB) (Reqs AU0 Keyless Entry Remote)
 - RYJ **SHADE, REAR COMPARTMENT:** (CT10516 w/YC3 and P16 Only) (Std on 4-Door w/YC5 or YC6)
 - ZM5 **SHIELD PACKAGE:** (T10 Only) (Incls Transfer Case, Front Differential Skid Plates, Fuel Tank and Steering Linkage Shield) (Incl w/ZR2 Suspension Package)
 - CF5 **SUNROOF:** Electric, Tilt and Slide (Reqs DK6 Mini Console)
- SUSPENSION PACKAGE:** (Refer Suspension and Power Team Chart)
- ZQ1 Smooth (4-Door Only)
 - ZB3 Smooth (2-Door Only)
 - ZB5 Touring (Incl w/1SC & 1SD)
 - ZM6 Off-Road (T10516 Only) (Reqs QEB Tires) (Incls Special Yellow Bilstein Gas Shocks, Upsized Torsion Bar, Joust Bumpers and Stabilizer Bar) (Incls Full-Size Spare Tire)
 - ZW7 Premium Ride (C*10506 Only) (Incl w/1SC & 1SD)
- TRANSMITTER:** Homelink 3-Channel Programmable, Operates Garage Doors, Lights and Other Devices. Enhanced Electronic Display (Includes Trip Computer, Compass and Temperature) (Reqs DK6) (Incl w/YC6 Trim)
- ZR2 WIDE STANCE, SPORT PERFORMANCE:** (CT10516 Only) (Incls Unique revised frame for wide tread. Front Tread 61.2") is 3.9" wider than standard. Rear Tread (59.1") is 3.9" wider than standard. Unique strengthened front differential gears and drive axles. Unique rear axle with 8.5" ring gear, larger wheel bearings and longer, larger diameter axle shafts. Unique rear suspension with revised multi-leaf springs and added rear axle track bar. Unique (28 mm vs 25 mm dia) front stabilizer bar, 46 mm Bilstein gas pressurized shock absorbers. ZM5 Underbody Shields. Unique front fenders and pickup box outer panels with extra wide wheel flares. Modified jack and spare tire stowage winch. Body is 3" higher than standard (Refer Suspension Power Team Chart for GVWR) (Reqs YC3 Decor, GT4 Axle, G80 Limited Slip Axle L35 Engine, QJJ Tires and ZY1 Solid Paint (N/A 1SA or 1SB) (N/A Z82 Trailering)
- TIRES: (MUST SPECIFY)** (B/W: Blackwall, W/L: White Lettered, WOL: White Outlined) (Incls Full-Size Spare Tire w/ZM6/ZR2 on P16)
- QCE All-Seasons Steel Belted Radial Ply (Front, Rear and Compact Spare) P205/75R-15 B/W
 - QCA P205/75R-15 W/L
 - QBF P235/70R-15 B/W (Incl w/1SC & 1SD)
 - QBG P235/70R-15 WOL
 - QEB On-Off Road Steel Belted Radial Ply (Front, Rear and Spare) P235/75R-15 WOL (2-Door Only) (T10 Only) (Reqs ZB5/ZM6 Suspension Package) (Reqs P16 Carrier)
 - QJJ 31 x 10.5R-15 B/W (Available only w/ZR2 Suspension Pkg) (Reqs Full Size Spare)
- TIRES: FULL SIZE SPARE (MUST SPECIFY-IF DESIRED)**
- ZCE P205/75R-15 B/W
 - ZCA P205/75R-15 W/L
 - ZBF P235/70R-15 B/W
 - ZBG P235/75R-15 WOL
 - ZEB P235/75R-15 WOL
 - ZJJ 31 x 10.5R-15 B/W (ZR2 Only) (Aluminum Wheel)
- U16 TACHOMETER** (Req'd w/M50 Transmission) (Incl w/1SD)
- Z82 TRAILERING SPECIAL EQUIPMENT:** Heavy-Duty (N/A ZR2 Suspension) (Incls 7-Lead Wiring Harness, Weight Distributing Hitch Platform and Heavy-Duty Flasher) CS105*6 Reqs GU4/GU6 Axle, (CS105*6 Also Reqs M30 Trans) (CT105*6 Reqs GT4/GU6 Axle)
- TRANSMISSION: (MUST SPECIFY)**
- M30 4-Speed Electronically Controlled Automatic w/Overdrive (Incls Brake-Transmission Shift Interlock)
 - M50 5-Speed Manual w/Overdrive (C*10516 Only) (Refer Power Teams Chart for Availability) (Reqs U16 Tachometer)
- WHEELS:**
- N60 Aluminum, Argent (Std w/YC3, YC5 or YC6) (CS105*6 Only)
 - N90 Aluminum, Cast (Std w/YC5/YC6) (CT10506 Only)
 - PA3 Aluminum, Bright w/Medium Gray Accent (Std YC3) (CT10516 Only)

BLAZER

**BLAZER
Paint Application**

CUSTOM TWO-TONE PAINT - ZY7



**ZY1 PAINT SCHEMES
BLAZER 2-DOOR**

PLEASE NOTE: Below are the interior trim color and exterior paint combinations recommended by Chevrolet. They are the only interior and exterior color Combinations Available.

TRIM LEVEL		Seat Option	INTERIOR COLORS		
Seat Type			Beige	Graphite	Med Gray
STANDARD DECOR		AV5	64H	12H	92H
Deluxe Cloth Reclining High Back Bucket Seats					
LS DECOR		AV5	64H	12H	92H
Custom Cloth Reclining High Back Bucket Seats					
EXTERIOR COLORS	Color Code	ZY CODE	RECOMMENDED INTERIOR TRIM COLORS		
BEIGE, MED MYSTIQUE (MET)	65U	ZY1	X	X	X
BLACK, ONYX	41U	ZY1	X	X	X
COPPER, DK (MET)	69U	ZY1	X	X	X
GREEN, EMERALD (MET)	43U	ZY1	X	X	X
GREEN, FAIRWAY (MET)	87U	ZY1	X	X	X
PEWTER, LT (MET)	11U	ZY1	X	X	X
RED, APPLE	72U	ZY1	X	X	X
RED, DK CHERRY (MET)	94U	ZY1	X	X	X
WHITE, SUMMIT	50U	ZY1	X	X	X

BLAZER 4-DOOR LT (W/YC6)(INCLS COLOR-KEYED GRILLE)

TRIM LEVEL		Seat Option	INTERIOR COLORS		
Seat Type			Beige	Graphite	Med Gray
LT DECOR		AN3	642	122	922
Custom Leather Reclining High Back Bucket Seats (Pwr Driver)					
EXTERIOR COLORS	Color Code	ZY CODE	RECOMMENDED INTERIOR TRIM COLORS		
BEIGE, MED MYSTIQUE (MET)	65U	ZY1	X	X	X
BLACK, ONYX	41U	ZY1	X	X	X
COPPER, DK (MET)	69U	ZY1	X	X	X
GREEN, EMERALD (MET)	43U	ZY1	X	X	X
GREEN, FAIRWAY (MET)	87U	ZY1	X	X	X
PEWTER, LT (MET)	11U	ZY1	X	X	X
RED, APPLE	72U	ZY1	X	X	X
RED, DK CHERRY (MET)	94U	ZY1	X	X	X
WHITE, SUMMIT	50U	ZY1	X	X	X

BLAZER 4-DOOR (W/O YC6)

TRIM LEVEL		Seat Option	INTERIOR COLORS		
Seat Type			Beige	Graphite	Med Gray
STANDARD DECOR		AM6	64H	12H	92H
Deluxe Cloth Reclining Split Bench Seat					
LS DECOR		AM6	64H	12H	92H
Custom Cloth Reclining Split Bench Seat					
Custom Cloth Reclining High Back Bucket Seats		AV5	64H	12H	92H
EXTERIOR COLORS	Color Code	ZY CODE	RECOMMENDED INTERIOR TRIM COLORS		
BEIGE, MED MYSTIQUE (MET)	65U	ZY1	X	X	X
BLACK, ONYX	41U	ZY1	X	X	X
COPPER, DK (MET)	69U	ZY1	X	X	X
GREEN, EMERALD (MET)	43U	ZY1	X	X	X
GREEN, FAIRWAY (MET)	87U	ZY1	X	X	X
PEWTER, LT (MET)	11U	ZY1	X	X	X
RED, APPLE	72U	ZY1	X	X	X
RED, DK CHERRY (MET)	94U	ZY1	X	X	X
WHITE, SUMMIT	50U	ZY1	X	X	X

**ZY7 PAINT SCHEMES
BLAZER 4-DOOR (W/YC5)**


TRIM LEVEL		Seat Option	INTERIOR COLORS		
Seat Type			Beige	Graphite	Med Gray
LS DECOR					
Custom Cloth Reclining Split Bench Seat		AM6	64H	12H	92H
Custom Cloth Reclining High Back Bucket Seats		AV5	64H	12H	92H

EXTERIOR COLORS	Color Code 1	Color Code 2	ZY CODE	RECOMMENDED INTERIOR TRIM COLORS		
BEIGE, MD MYSTIQUE (MET)/BLACK, ONYX	65U	41L	ZY7	X	X	X
BEIGE, MD MYSTIQUE (MET)/PEWTER, LT (MET)	65U	11L	ZY7	X	X	X
BLACK, ONYX/PEWTER, LT (MET)	41U	11L	ZY7	X	X	
BLACK, ONYX/BEIGE, MD MYSTIQUE (MET)	41U	65L	ZY7		X	
COPPER, DK (MET)/PEWTER, LT (MET)	69U	11L	ZY7		X	X
GREEN, EMERALD (MET)/BLACK, ONYX	43U	41L	ZY7		X	X
GREEN, EMERALD (MET)/PEWTER, LT (MET)	43U	11L	ZY7	X		
GREEN, FAIRWAY (MET) (MET)/PEWTER, LT (MET)	87U	11L	ZY7		X	X
PEWTER, LT (MET)/BLACK, ONYX	11U	41L	ZY7	X	X	X
PEWTER, LT (MET)/GREEN, EMERALD (MET)	11U	43L	ZY7		X	X
RED, APPLE/PEWTER, LT (MET)	72U	11L	ZY7		X	X
RED, DK CHERRY (MET)/PEWTER, LT (MET)	94U	11L	ZY7		X	X
WHITE, SUMMIT/BEIGE, MD MYSTIQUE (MET)	50U	65L	ZY7	X	X	

BLAZER 4-DOOR (W/YC5) (KEYED GRILLE)

TRIM LEVEL		Seat Option	INTERIOR COLORS		
Seat Type			Beige	Graphite	Med Gray
LT DECOR					
Premium Cloth Reclining High Back Bucket Seats		AN3	64H	12H	92H
Custom Leather Reclining High Back Bucket Seats		AN3	642	122	922

EXTERIOR COLORS	Color Code 1	Color Code 2	ZY CODE	RECOMMENDED INTERIOR TRIM COLORS		
BEIGE, MD MYSTIQUE (MET)/BLACK, ONYX	65U	41L	ZY7	X	X	X
BEIGE, MD MYSTIQUE (MET)/PEWTER, LT (MET)	65U	11L	ZY7	X	X	X
BLACK, ONYX/PEWTER, LT (MET)	41U	11L	ZY7		X	X
BLACK, ONYX/BEIGE, MD MYSTIQUE (MET)	41U	65L	ZY7	X	X	X
COPPER, DK (MET)/PEWTER, LT (MET)	69U	11L	ZY7	X	X	X
GREEN, EMERALD (MET)/BLACK, ONYX	43U	41L	ZY7		X	X
GREEN, EMERALD (MET)/PEWTER, LT (MET)	43U	11L	ZY7		X	X
GREEN, FAIRWAY (MET) (MET)/PEWTER, LT (MET)	87U	11L	ZY7		X	X
PEWTER, LT (MET)/BLACK, ONYX	11U	41L	ZY7		X	X
RED, APPLE/PEWTER, LT (MET)	72U	11L	ZY7		X	X
RED, DK CHERRY (MET)/PEWTER, LT (MET)	94U	11L	ZY7		X	X
WHITE, SUMMIT/BEIGE, MD MYSTIQUE (MET)	50U	65L	ZY7	X	X	X




BLAZER INTRODUCTION

BLAZER

The 1998 Chevrolet Blazer is offered in both two- and four-wheel drive, 2-door and 4-door models.

Changes on the 1998 Blazer include:

- New Body-Side Moldings
- New Front Floor Console
- New Front and Rear Bumpers
- New Front Door Trim
- New Standard 4-Wheel Disc Brakes
- New Front and Rear interior Seating
- New Front Grille, Signal Lighting and Head Lamps
- New Instrument Panel with Driver and Passenger Supplemental Inflatable Restraints
- New Light Weight Jack (except ZR2)
- New 5-Speed Manual Transmission Shifter Relocation
- New Optional Heated Outside Rearview Mirrors (DK2)
- New Electrochromic Inside Rearview Mirror
- New Optional Remote Cassette with Integral CD
- New Uplevel Radios (ULO/UNO/UPO)
- 4L60-E Automatic Transmission Enhancements (M30)
- New Available Electronic Climate Control (S/T10506)
- Automatic Headlamp Control
- Battery Rundown Protection
- Retained Accessory Power
- PassLock™ Theft Deterrent System
- One New Interior Color
- Two New Exterior Colors



BLAZER

MODEL SELECTION SUMMARY

Use the chart below to choose the model that fits your customer's needs. Please note that the Base Payloads shown reflect the maximum allowable weight of cargo that can be carried in a standard model, including occupants. (They are calculated by subtracting curb weight from GVWR.) To calculate payloads for models with optional equipment, please refer to the WEIGHTS section in the back of this book or consult your 1998 GM PROSPEC. Also, the Maximum Trailer Weights shown below are based on vehicles that are properly equipped. See your Chevrolet Truck Order Guide for specific details.

SERIES	MODEL NUMBER/ BODY CODE/ OPTION CODE	PASSENGER CAPACITY (STD./OPT.)	STANDARD ENGINE/ TRANS.	OPTIONAL ENGINE/ TRANS.	GVWR (LB)	GAWR (LB) FRONT/ REAR	BASE PAYLOAD (LB)	MAXIMUM TRAILER WT./ TONGUE LOAD (LB) PROPERLY EQUIPPED
TWO-WHEEL-DRIVE MODELS								
2-DOOR BLAZER	CS10516/ E55/Z83/QCA/QCE or Z85/QBF/QBG	2/5	4300 V6/M5	4300 V6/A4	4450	2200/2600	932	**
4-DOOR BLAZER	CS10506/ E55/ZQ1/QCA/QCE or Z85/QBF	3/5/6	4300 V6/A4	—	5000	2400/2700 (ZQ1) 2400/2800 (Z85)	1329	**
4-DOOR BLAZER	CS10506/E55 ZW7/QBF/QBG	3/5/6	4300 V6/A4	—	5000	2400/2700	*	**
FOUR-WHEEL-DRIVE MODELS								
2-DOOR BLAZER	CT10516/ E55/Z83/ QCE	2/5	4300 V6/M5	4300 V6/A4	4850	2500/2600	1002	**
2-DOOR BLAZER	CT10516/E55/ Z85/QBF/QBG/ QEB or ZM6/QEB	2/5	4300 V6/M5	4300 V6/A4	4850	2500/2700	*	**
2-DOOR BLAZER	CT10516/ZR2/ QJJ	2/5	4300 V6/M5	4300 V6/A4	5000	2500/2700	*	**
4-DOOR BLAZER	CT10506/ E55/ZQ1/QCE or Z85/QBF/ QBG/QEB or ZW7/ QBF/QBG	3/5/6	4300 V6/A4	—	5350	2700/2700 (ZQ1) 2700/2900 (Z85) 2700/2700 (ZW7)	1301	**

*Please refer to the Weights section at the back of the Tech Guide to determine optional payloads.

**1998 trailering information not available at time of publication. The Production and Final Issues of the Tech Guide will have a new trailering chart.

POWERTRAINS

Chevrolet offers a variety of transmissions and axle ratios for Blazer. The following charts detail basic engine, transmission, and axle specifications. See your 1998 Chevrolet Truck Order Guide for specific details.

ENGINES	
	VORTEC 4300 V6
Order Code	L35
Availability	All models
SAE Net Horsepower @ rpm	190 @ 4400
SAE Net Torque lb-ft @ rpm	250 @ 2800
Fuel System	SFI
Standard Battery Cold Cranking Amps @ 0° F	525
Standard Alternator Max. Cap. (Amps)	100

BLAZER

TRANSMISSIONS		
	MANUAL 5-SPEED W/OVERDRIVE	ELECTRONIC AUTOMATIC 4-SPEED W/OD AND TORQUE CONVERTER CLUTCH (4L60-E)
Availability	2-Door Models	All Models
Transmission Order Code	M50	M30
Synchronized Speeds	1, 2, 3, 4, 5	—
Gear Ratios		
First	3.49	3.06
Second	2.16	1.63
Third	1.40	1.00
Fourth	1.00	0.70
Fifth	0.78	—
Reverse	3.55	2.29
Shaft Center Distance (mm)	85	—

AXLES								
	REAR AXLE					FRONT AXLE		
Availability	4x2 Models		4x4 Models			4x4 Models		
Make	GM		GM			GM		
Capacity (lb)	2900		2900			2600/2700		
Pinion and Ring Gear Type	Hypoid		Hypoid			Hypoid		
Engine Availability	VORTEC 4300 V6 (L35)		VORTEC 4300 V6 (L35)			VORTEC 4300 V6 (L35)		
Axle Ratio Code	GU4	GU6	GU4	GU6	GT4	GU4	GU6	GT4
Ratio	3.08	3.42	3.08	3.42	3.73	3.08	3.42	3.73
Pinion Teeth	13	12	13	12	11	13	12	11
Ring Gear Teeth	40	41	40	41	41	40	41	41
Ring Gear Diameter (in.)	7.62 ¹	7.62 ¹	7.62 ¹	7.62 ¹	7.62	7.25	7.25	7.25

Note: Axle Ratio availability depends on model, powertrain and emissions selected. See your 1998 Chevrolet Truck Order Guide for details.
¹L35 with M50 transmission uses 8.5-inch ring gear diameter.

TRIM LEVELS

Chevrolet offers Blazer 2-Door in two trim levels: "Standard" and "LS" (YC3). The Blazer 4-Door is offered in three trim levels: "Standard," "LS" (YC5) and "LT" (YC6). The following chart details major standard features. See your 1998 Chevrolet Truck Order Guide for details.

CHASSIS EQUIPMENT				
KEY: ■ = STANDARD, — = NOT INCLUDED		STANDARD	LS	LT
BRAKES	4-wheel disc.	■	■	■
EXHAUST	Aluminized stainless steel exhaust system.	■	■	■
FRAME	All-welded ladder-type, channel design and boxed front-end section.	■	■	■
FUEL TANK	2-Door: 19 gallon (approx.) capacity, 4-Door: 18 gallon (approx.) capacity.	■	■	■
REAR AXLE	Hypoid semi-floating.	■	■	■
SHOCK ABSORBERS	2WD 2-Door: Front/Rear: 46mm w/Z83 and Z85 Chassis Packages. 4WD 2-Door: Front/Rear: 32mm w/Z83 Chassis Package. Front: 46mm Rear: 36mm w/ Z85 Chassis Package. Front/Rear: 46mm w/ ZM6 and ZR2. 2WD 4-Door: Front/Rear: 32mm w/ZQ1 Chassis Package. Front/Rear: 46mm w/ZW7 and Z85 Chassis Packages. 4WD 4-Door Front/Rear: 32mm w/ZQ1 Chassis Package. Front: 46mm; Rear: 36mm w/ZW7 and Z85 Chassis Packages.	■	■	—
STABILIZER BAR	Front: 33mm with all Chassis Packages. Rear: 23mm with Z83, Z85 (2WD), ZQ1, ZW7 and ZM6. 26mm with Z85 (4WD).	■	■	■
STEERING	Variable integral power 16/13:1.	■	■	■
SUSPENSION, FRONT	4x2: Independent with computer-selected coil springs. 4x4: Independent with computer-selected torsion springs.	■	■	■
SUSPENSION, REAR	Semi-elliptic two-stage multileaf springs.	■	■	■
TOW HOOKS	Two front-mounted on 4x4 only.	■	■	■
TRANSFER CASE	Electronic shift (4x4 only).	■	■	■

EXTERIOR EQUIPMENT				
AIR DAM	Matches upper body color (ZR2 Dark Gray). NOTE: Matches lower body color w/ZY7 paint (ZR2 Dark Gray).	■	■	■
BUMPERS	Front: Chrome w/ rubstrip. Body color w/ YC3 2-door. Rear: Painted upper body color. Lower body color w/ ZY7 paint. NOTE: Front and rear bumpers are dark gray on ZR2.	■	■	■

BLAZER

EXTERIOR EQUIPMENT (CONT.)

KEY: ■ = STANDARD, — = NOT INCLUDED		STANDARD	LS	LT
GRILLE	Chrome grille (Base 2-Door, Base 4-Door, and YC5 4-Door) Body color w/ chrome bar. (Base YC3 2-Door, ZR2 and YC6 4-Door)	■	■	—
HEADLAMPS	Halogen composite.	■	■	■
HORN	Dual horns, low- and high-note.	■	■	■
INSULATION	Hood insulation and cowl-to-fender seals.	■	■	■
LAMP	Engine compartment and center high-mounted stoplamp.	■	■	■
LUGGAGE CARRIER	Black, with adjustable front cross bar.	—	■	■
MIRRORS	RH and LH below-eyeline type, black. Head size 5.5" x 7.5". RH and LH electric below-eyeline type, heated, black. Head size 5.5" x 7.5".	■	—	—
MOLDING	Bodyside with bright insert and bright wheel opening lip. (Included w/4-door models w/YC5 and YC6). Black windshield surround.	—	■	■
PAINT	Solid (ZY1). Two-Tone (ZY7).	■	■	■
TIRES	P205/75R15BW all-season steel-belted radials.	■	■	■
WHEELS	15.0" x 7.0" steel; argent w/black center cap and trim rings. 15.0" x 7.0" cast aluminum wheels.	■	—	—
WINDSHIELD WIPERS	Adjustable intermittent. With rear window wiper/washer, defogger and electric tailgate release.	■	■	■
WIRING	6-wire harness for trailering purposes (includes CHMSL).	■	■	■
WINDOWS	Swingout rear quarter (2-door only).	■	■	—

INTERIOR EQUIPMENT

AIR CONDITIONING	Front.	■	■	■
CIGARETTE LIGHTER	Located on instrument panel, includes ashtray light. With two auxiliary outlets.	■	■	■
COAT HOOKS	LH and RH rear seat. Also two in cargo area on 4-door only.	■	■	■
CONSOLE, OVERHEAD	Includes reading lamps, outside temperature gage, compass and storage area.	—	■	■
CONSOLE SEAT SEPARATOR, FLOOR	Requires front bucket seats. Includes dual cupholders.	■	■	■
CONVENIENCE NET	In cargo area.	—	■	■
DOME LAMP	Door and endgate-operated dome and front floor courtesy w/delayed entry feature.	■	■	■
DOOR PANELS	Color-keyed plastic with cloth upper inserts, integral padded armrests, and map pockets. Color-keyed plastic with simulated leather upper inserts, integral padded armrests and map pockets.	■	■	—
DOOR SILL PLATE	Black.	■	■	■
DRIVER'S CONVENIENCE GROUP	Power locks, mirrors and windows. Tilt-Wheel™ and Speed Control.	—	■	■
ELECTRONIC CLIMATE CONTROL	Automatically maintains cabin temperature.	—	—	■
FLOOR COVERING	Color-keyed full-floor carpeting and carpeted floor mats.	■	■	■
HEADLINER	Full-foam with color-keyed cloth cover. Includes grab handles over all outboard passenger seating positions.	■	■	■
HEATER	Deluxe with side window defoggers.	■	■	■
HEATING DUCT	Rear seats.	■	■	■
INSTRUMENTATION	Warning lights for seat belt, ABS/parking brake, direction/hazard signals and high-beam. Gages include voltmeter, oil pressure, engine temperature gage, fuel, trip odometer, and speedometer.	■	■	■
INSULATION	Provided on dash panel, doors, floor, hood, instrument panel, and cowl-to-fender seal.	■	■	■
KEYLESS ENTRY	Remote.	—	—	—
MIRRORS	10-inch rearview. Electrochromic 10-inch rearview mirror and heated OSRV mirrors.	■	—	—
RADIOS	ETR AM/FM Stereo with Seek-Scan and digital clock. Includes four speakers. ETR AM/FM Stereo cassette radio with Seek-Scan, auto reverse, and digital clock. Includes six speakers. ETR AM Stereo/FM Stereo cassette radio with Seek-Scan, ATC, CD player, cassette, TheftLock™, speed compensated volume and digital clock. Includes six speakers.	■	—	—
REMINDER TONE	Headlamps on and turn signal on reminder.	■	■	■
SEATS	2-door: deluxe cloth front buckets with manual lumbar adjust and a split rear folding seat. 4-door: deluxe cloth front 60/40 split bench with storage armrest and dual cupholders with a split folding rear seat. 2-door: premium cloth buckets with manual lumbar adjustment. Includes premium cloth door trim and a split folding rear seat. 4-door: premium cloth 60/40 split bench with storage armrest and dual cupholders with a split folding rear seat; premium cloth buckets with manual lumbar adjustment available.	■	—	—
		■	—	—
		—	■	—
		—	■	—

BLAZER

INTERIOR EQUIPMENT (CONT.)

KEY: □ = STANDARD, — = NOT INCLUDED		STANDARD	LS	LT
SEATS (CONTD)	4-door: Ultra-soft leather on seating surface reclining high-back buckets with folding seatbacks and rear split-bench seat. Power lumbar. 4-way adjustable headrest and 6-way power adjustment for driver. (Ultra-premium cloth available as a "delete leather" credit). NOTE: Scotchgard™ Fabric Protector is standard on all cloth seats and door trim panels.	—	—	■
SECURITY	PassLock™ theft deterrent system.	■	■	■
SHADE, CARGO	Rear compartment (4-door model only).	—	■	■
SPARE TIRE AND WHEEL	All 2-wheel drive 2-doors with rear tire carrier will have full-size spare. All other models will have a compact spare. (Except ZM6 and ZR2)	■	■	■
STEERING WHEEL	Four-spoke, deluxe graphite urethane (Leather wrapped w/ LS and LT).	■	■	■
STORAGE BOX	RH side of instrument panel with door-activated light. 2-door includes two boxes in rear-seat area.	■	■	■
SUNSHADES	Dual padded, color-keyed with elastic straps and RH vanity mirror. Dual padded, color-keyed with elastic straps and LH and RH illuminated vanity mirrors with extenders.	■	—	—
TOOLS	Mechanical jack and wheel wrench with cover located at left rear.	■	■	■
TRANSMITTER	Programmable 3-channel Homelink transmitter in overhead console.	—	—	■
WINDOWS	Solar-Ray® deep tint. Light tint in rear. Solar-Ray® deep tint. Dark tint in rear.	■	—	—
BRAKES	4-wheel anti-lock brakes.	■	■	■
AIR BAG (SRS)	Driver and passenger	■	■	■
LAMPS	Daytime running lamps w/ automatic headlamp control.	■	■	■
DOORS	Side-door power windows in side doors (includes rear door child safety locks).	■	■	■
SEAT BELTS	Outboard seating lap and shoulder belts, and center seating lap belt.	■	■	■
STEERING COLUMN	Energy-absorbing steering column.	■	■	■
STOP LAMP	Center high-mounted stoplamp (CHMSL).	■	■	■
TRANSMISSION	Includes brake/transmission shift interlock.	■	■	■

PREFERRED EQUIPMENT GROUPS

Preferred Equipment Groups (PEGs) are convenient option packages that can save your customers money. They would pay appreciably more by buying all the options in a Preferred Equipment Group as individual options. (Savings based on a comparison of Manufacturer's Suggested Retail Price of option packages versus MSRP of individual options purchased separately). See your 1998 Chevrolet Truck Order Guide and Vehicle Price Schedule for specific information and prices.

OPTIONS

These options can be ordered individually in addition to the Preferred Equipment Groups if not already included. See your 1998 Chevrolet Truck Order Guide for specific availability and restrictions. The Option Code is listed in **bold type**.

Axles, Rear	Massachusetts/New York/	ETR AM/FM Stereo Radio with Seek-
3.08 GU4	Connecticut NG1	Scan with Automatic Tone Control,
3.42 GU8	California YF5	Compact Disc Player, Digital Clock,
3.73 GT4	Federal Override NC7	TheftLock™ and Speed-Compensated
Locking Differential G80	Cal./Mass./N.Y./CT Override NB8	Volume (includes an enhanced speaker
Battery, Heavy-Duty (690 CCA, included	Engine:	system) UNO
w/V10 Cold Climate Package) UA1	VORTEC 4300 SFI V6 L35	ETR AM/FM Stereo Radio with Seek-
Carrier, Luggage (black) V54	Fog Lamps ANL	Scan with Automatic Tone Control,
Carrier, Outside Spare Tire (includes	Keyless Entry Remote AU0	Compact Disc Player, Remote Cassette,
exterior cover) P16	GVWR Ratings:	Digital Clock, TheftLock™ and Speed-
Carrier, Outside Spare Tire Carrier	4450 C3G	Compensated Volume (includes
Not Desired PNV	4850 C6I	an enhanced performance speaker
Chassis, All-Wheel-Drive	5000 C5C	system) UPO
(requires ZW7; CT10506 only) F46	5350 C3T	Rear Compartment Shade
Cold Climate Package (includes	Liftgate, Rear (C*10506 only) TB4	(available on 2-door with YC3
Heavy-Duty Battery and Engine	Mirrors, Light Sensitive interior/Electric	and P16 spare tire mount) RYJ
Block Heater) V10	Outside Rearview and Defogger DK2	Seats
Console, Overhead	Paint, Exterior	Reclining High-Back Buckets AV5
(requires bucket seats) DK6	Solid ZY1	Leather Front Buckets AN3
Convenience Package, Driver's:	Sport Two-Tone (requires YC3) ZY7	60/40 Reclining Split-Folding Bench
Tilt Steering	Radio Equipment	Seat (includes storage armrest and
and Speed Control ZQ3	Radio Delete (available with PEG	dual cupholders) (N/A on 2-door) ... AM6
Power Windows, Locks, and	ISA only) UL5	Driver, 6-way power adjust AG1
Mirrors ZQ6	ETR AM/FM Stereo Radio	Sunroof, Electric tilt and slide CF5
Convenience Package, Rear Window	w/Seek-Scan, Stereo Cassette and	Shield Package
(includes Power Tailgate Release,	Digital Clock UM6	(4x4 only includes transfer case and
Rear Window Defogger, Wiper and	ETR AM/FM Stereo Radio with Seek-	front differential skid plates, fuel tank
Washer System) ZM8	Scan with Automatic Tone Control,	and steering linkage shields) ZM5
Emission Systems	Stereo Cassette, Digital Clock,	Suspension Packages
Federal FE9	TheftLock™ and Speed-Compensated	Smooth (4-door only) ZQ1
	Volume (includes an enhanced performance	Smooth (2-door only) Z83
		Touring Z85

BLAZER

OPTIONS (CONT'D)

Off-Road (T10516 only) **ZM6**
 HI-WIDER (T10516 only) **ZR2**
 Premium Ride (S/T 10506 only) **ZW7**
 Tachometer **U18**
 Trailering Special Equipment, Heavy-Duty
 (includes six wire harness,
 heavy-duty flasher, weight distribution
 platform hitch) **Z82**

Transfer Case, Electronic Shift
 (4x4 only) **NP1**
 Transmissions
 5-speed manual w/Overdrive **M50**
 4-speed Electronically Controlled
 w/Overdrive (includes brake/
 transmission shift interlock) **M30**

Transmitter, 3-Channel Homelink
 (reqs DK6 roof console) **UQ1**
 Wheels
 Painted medium gray
 (requires YC3) **PA3**
 Aluminum, Argent (4x2) **N60**
 Aluminum, Cast (4x4) **N90**

TIRES

KEY: ALS = ALL-SEASON SBR = STEEL-BELTED RADIAL PLY BW = BLACKWALL BL = BLACK LETTERED OOR = ON-OFF ROAD WOL = WHITE OUTLINE LETTERED				
TIRE DESCRIPTION		TIRES W/COMPACT SPARE		TIRES W/FULL SIZE SPARE ¹
P205/75R15	ALS/SBR/BL	OCE -ZCE		OCE & ZCE
P205/75R15	ALS/SBR/WOL	QCA -ZCA		QCA & ZCA
P235/70R15	ALS/SBR/BW	QBF -ZBF		QBF & ZBF
P235/70R15	ALS/SBR/WOL	QBG -ZBG		QBG & ZBG
P235/75R15	OOB/SBR/WOL	QEB -ZEB		QEB & ZEB
31X10.5R5LTC	OOB/SBR/BW	N/A		QJJ & ZJJ

¹ Full-size spare tire optional.
 N/A—Not available.

DIMENSIONS

MODEL	BLAZER (2-WHEEL DRIVE)			BLAZER (4-WHEEL DRIVE)		
	MODEL NUMBER	CS10516/E55	CS10506/E55	CT10516/E55	CT10506/E55	CT10516/E55/ZR2
EXTERIOR DIMENSIONS						
BODY						
Wheelbase (in.)	L101	100.5	107.0	100.5	107.0	100.5
Overall Length (in.)	L103	174.7	181.2	174.7	181.2	174.7
Overall Height (in.)	H431	66.0	64.8	66.9	64.8	68.6
Maximum Width (in.)	W103	67.8	67.8	67.8	67.8	71.5
Bumper to Axle (in.)						
Front	L104	34.5	34.4	34.5	34.5	34.5
Rear	L105	39.7	39.7	39.7	39.7	39.7
Ground to Top of Rear Load Floor (in.)	H502	28.4	30.4	29.3	29.5	31.0
Ground Clearance (in.)						
Front/Rear	H148/H153	8.4/8.1	8.4/7.6	8.3/8.0	8.3/7.5	9.2/8.9
Turning Diameter Curb-to-Curb (ft)		34.8	36.6	35.2	39.5	N/A
Track Width (in.) Front/Rear		55.0/54.6	55.0/54.6	57.2/55.1	57.2/55.1	61.1/59.0
SIGN PANEL AREA (in.)		15 x 46.25	15 x 46.25	15 x 46.25	15 x 46.25	15 x 46.25

INTERIOR DIMENSIONS

CAB						
Headroom (in.)						
Front/Rear	H61/H63	39.6/38.2	39.6/38.2	39.6/38.2	39.6/38.2	39.6/38.2
Legroom (in.)						
Front/Rear	L34/L51	42.4/36.3	42.4/36.3	42.4/36.3	42.4/36.3	42.4/36.3
Shoulder Room (in.)						
Front/Rear	W3/W4	57.7/57.2	57.2/57.2	57.7/57.2	57.2/57.2	57.7/57.2
Hip Room (in.)						
Front/Rear	W5/W6	52.0/39.8	52.0/51.3	52.0/39.8	52.0/51.3	52.0/39.8
Cargo Volume w/Rear Seat (cu ft) ¹		30.2	37.3	30.2	37.3	30.2
Cargo Volume w/Rear Seat Folded (cu ft) V6		66.9	74.1	66.9	74.1	66.9
Load Floor Length w/Rear Seat (in.) at Belt/Floor	L205/L203	28.5/35.2	35.1/40.5	28.5/35.2	35.1/40.5	28.5/35.2
Load Floor Length w/Rear Seat Folded (in.) at Belt/Floor		63.8/68.1	70.6/74.6	63.8/68.1	70.6/74.6	63.8/68.1
Maximum Cargo Width @ Floor (in.)	W500	53.1	53.1	53.1	53.1	53.1
Inside Width between Wheelhousings (in.)	W201	38.1	38.1	38.1	38.1	38.1
Cargo Area Height (in.)	H505	34.5	34.6	34.5	34.6	34.5

¹ Measured floor to roof.

N/A—Information not available at time of publication.