

1998



S - 10






S-10 Pickup

Dealer Order Guide inserts are your first look at Chevy Truck Models for 1998. Overall improvements, changes and deletions are highlighted. Use these inserts to assist you in ordering your initial shipments. NOTE: This information is preliminary and is subject to change.

FOCUS: S-10 2WD LS Extended-Cab Short-Box Pickup with Exterior Appearance Package



S-10 2WD LS Extended-Cab Pickup with Exterior Appearance Package

(image above)

The Focus vehicle is the model chosen for its sale-ability. It is equipped with the product features that customers want most. Generally, it is the "volume" vehicle that comprises the majority of the build. You'll want to be sure you have several of these models in stock. NOTE: Model, PEG and optional equipment may vary in your locality. Use the Retail Sales Analysis (RSA) to verify or select your dealership's Focus vehicle content.

Ordering Recommendations:

The recommended Focus vehicle is the S-10 2WD LS Extended-Cab Pickup with Exterior Appearance Package. Content, based on national sales volume, is listed below to assist your dealership in ordering.

Some LS special features include:

- Color-keyed carpeting
- Dual covered power points
- Rear-quarter swing-out windows (Extended-Cab only)
- Deluxe Cloth 60/40 split-bench seat with center armrest and storage compartment
- Deluxe 4-spoke steering wheel
- Body-side and wheel-opening moldings (with YCS)
- Chrome grille with composite halogen headlamps.

In Addition to its New Front End, S-10 Pickup Boasts Dramatic Interior Enhancements for 1998. These New Interior Features Add Up to a Powerful New Sales Appeal For You!

Features include:

- New Instrument Panel
- Driver and Right Front-Passenger Air Bags
- New Front Floor Console
- New Mini Console for 60/40 Split-Bench Seat
- New Front Door Trim with Cloth/Vinyl Upper Insert and Molded-In Speaker Grille
- New Front Seats (vinyl or cloth available in Base model) with Integrated Head Restraints
- New Uplevel Family of ETR Stereo Systems with Automatic Lock-On Station Signal, Speed-Compensated Volume, 12 AM and 6 FM Presets, Automatic Tone Control and TheftLock Theft-Deterrent System.

Other New Standard Features:

- New Turn Signal Reminder (audible chime after 3/4 mile)
- Automatic Exterior Lamp Control
- PassLock Theft-Deterrent System
- Battery-Rundown Protection
- Retained Accessory Power
- Four-Wheel Disc Brakes on 4x4 Models

S-10 Pickup at a glance



S-10 Pickup continues for 1998 as the personal pickup that delivers impressive performance with traditional Chevy value. This popular compact pickup has been redesigned for 1998, with a new front-end appearance, new interior with driver and right front-passenger air bags and many other refinements.


S-10 Pickup

© 1997. All information contained herein is preliminary.


Trim Colors



Custom Vinyl available in Medium Gray.

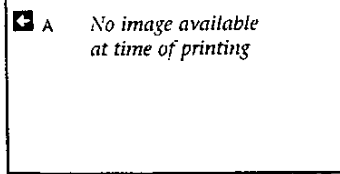


Custom Cloth available in Beige, Graphite and Medium Gray.

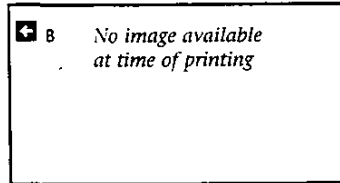


Deluxe Cloth available in Beige, Graphite and Medium Gray.

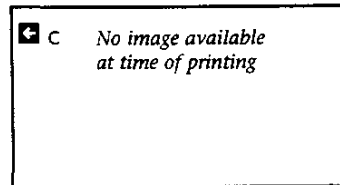
Seat Styles




A No image available at time of printing



B No image available at time of printing




C No image available at time of printing



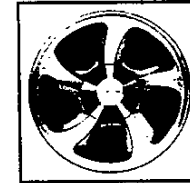
D

- A. Bench seat — Custom Vinyl.
- B. Bench seat — Custom Cloth.
- C. Reclining Deluxe Cloth 60/40 split-bench seat — LS.
- D. Reclining Deluxe Cloth high-back bucket seats — LS.


Wheels



ZWD Base 15" steel wheel with black center cap.




(RPO N60) New ZWD 15" optional cast-aluminum wheel with bright machined face and Argent-painted ports. Included with YC5 Exterior Appearance Package.




ZWD 15" steel wheel. Included with LS trim (YC3). Argent color with black center cap and bright trim ring.



(RPO P96) ZWD SS 16" cast-aluminum wheel. Included with SS (chrome center cap with red bowtie) and with ZQB suspension on YC3 trim (chrome center cap with gold bowtie, shown below).



(RPO N90) New 4x4 15" cast-aluminum wheel included with Exterior Appearance Package (YC5). Optional on all 4x4 models with LS trim.



4x4 15" steel wheel. Standard on Base models. Argent color with black center cap. Trim ring included with LS trim (YC3).



(RPO PA3) 4x4 15" cast-aluminum wheel. Optional on LS 4x4 models. Not available with Exterior Appearance Package or on Base models.

*Not available with Base Preferred Equipment Group.


Most Popular Exterior Colors with Corresponding Interior Color Availability

INTERIOR MATERIAL COLORS

	Beige	Graphite	Medium Gray
EXTERIOR COLORS			
Summit White	✓	✓	✓
Dark Cherry Red Metallic	✓	✓	✓
Emerald Green Metallic	✓	✓	✓
Apple Red	✓	✓	✓

See Order Guide for color availability by model.

Most Popular Exterior Colors by Percentage




Clockwise, at left, are the anticipated four most popular S-10 Pickup and Extended-Cab colors, based on national sales volume. They are listed for reference only. To identify the top-selling colors in your area, by model, use the Retail Sales Analysis (RSA).

Summit White	18%
Emerald Green Metallic	15%
Apple Red	11%
Dark Cherry Red Metallic	11%
Other colors	45%

NOTE: New Chevy S-10 Pickup exterior colors are Light Pewter Metallic (#11) and Dark Copper Metallic (#69). Light Blue Metallic (#27), Fairway Green Metallic (#87) and Quicksilver Metallic (#96) have been deleted.



S-10 Pickup



P.D.S.E.I. helps explain 1998 models for this brand. Overall improvements, changes and deletions are highlighted. Please review the supplied information, keeping in mind that this material is provided to you before production start-up — and is liable to change.

P.D.S.E.I. (New-for-'98 features appear in color.)



PERFORMANCE

• **AUTOMATIC TRANSMISSION ENHANCEMENTS** — feature an electronically controlled converter clutch for improved efficiency and a two-piece transmission case for increased stiffness, reduced noise and vibration. • **VORTEC 2200 L4 SFI ENGINE ENHANCEMENTS** — feature Multec I fuel injectors, a composite intake manifold and a modified exhaust system for reduced engine noise, better driveability and more low-end torque, compared to last year's engine. • **ZQ8 SPORT SUSPENSION NOW AVAILABLE WITH 4 CYLINDER ENGINE** — for greater customer satisfaction.



DURABILITY

• **BATTERY-RUNDOWN PROTECTION** — helps prevent a dead battery. • **EXTENDED-LIFE COOLANT** — good for up to 5 years/150,000 miles.* • **100,000-MILE SPARK PLUGS AND WIRES** — for extended service intervals.* • **SERPENTINE DRIVE-BELT SYSTEM** — can last up to 100,000 miles before replacement.* • **NO NEED TO CHECK ENGINE TIMING** — ever. • **BUMPER TO BUMPER WARRANTY** — 3-year/36,000-mile, no-deductible, limited warranty, including parts and labor.

*Maintenance needs vary with different uses and driving conditions. See owner's manual for details.



SAFETY

• **4-WHEEL DISC BRAKES (4x4 MODELS)** — new standard 4-wheel disc brake system provides impressive stopping power for S-10 4x4 models. • **PassLock SECURITY SYSTEM** — disables vehicle from further starting attempts for ten minutes if an invalid key is used. • **AUTOMATIC EXTERIOR LAMP CONTROL** — automatically turns exterior lamps on at dusk, off at dawn. • **TURN SIGNAL REMINDER** — provides audible chime after being left on for 3/4 mile. • **DRIVER AND RIGHT FRONT-PASSENGER AIR BAGS WITH DEACTIVATION SWITCH (PASSENGER-SIDE ONLY)** — designed to help protect against injury in certain moderate to severe frontal collisions. Always wear safety belts, even with air bags. • **4-WHEEL ANTI-LOCK BRAKE SYSTEM (ABS)** — standard on all models, helps maintain steering control and minimizes wheel lockup on most slippery surfaces.



EXTERIOR

• **FRONT BUMPER, FASCIA, GRILLE AND RUB STRIPS** — provide a fresh front-end appearance consistent with the overall styling theme. Bumper, fascia, three new grilles (Base, YC3, YC5) and air dam are beautifully integrated for a pleasing appearance. • **REAR BUMPER** — provides a new rear-end appearance to complement the new front-end appearance. Also, it increases the ball hitch rating to 350 lb. tongue weight. Includes improved safety chain attachment. • **FORWARD AND FRONT SIGNAL LIGHTING** — provides unique, composite headlamps for improved appearance and customer satisfaction. • **UPDATED BODY-SIDE AND WHEEL-OPENING MOLDINGS (YC5 EXTERIOR APPEARANCE PACKAGE)** — a handsome styling upgrade. • **FOGLAMPS** — now available on 4x4 models* as well as 2WD models. • **2WD ALUMINUM WHEELS** — new, contemporary wheels complement LS trim upgrades. • **EXCLUSIVE OPTIONAL EXTENDED-CAB THIRD DOOR*** — provides easy access to cargo located behind the front seat.

*Excludes other GM vehicles. *Except on ZR2 models.



INTERIOR

• **INSTRUMENT PANEL WITH DRIVER AND RIGHT FRONT-PASSENGER AIR BAGS** — provides a fresh appearance, with improved driver ergonomics. A host of new features include driver and right front-passenger air bags, a key-operated switch for deactivating the passenger-side air bag (always wear safety belts, even with air bags), driver- and passenger-side knee bolsters, a new instrument cluster and much more. • **SEATS** — feature a fresh appearance and integral headrests. • **FULL-LENGTH, SEAT SEPARATOR CONSOLE (WITH AVAILABLE BUCKET SEATS)** — styled to match the new instrument panel. A new mini-console is featured for manual floor shift bench-seat applications. • **FRONT DOOR TRIM PANEL** — features cloth/vinyl upper insert with molded-in speaker grille. • **REMOTE CASSETTE PLAYER OPTION** — provides a remote-mounted cassette player option, available with integral CD player. • **UPLEVEL RADIOS** — include an ETR cassette player with automatic tone control (ULO) and ETR compact disc player with automatic tone control (UNO) and much more. • **RETAINED ACCESSORY POWER** — allows operation of accessories for twenty minutes

S-10 Pickup

© 1997. All information correct at time of printing.

Competitive Models

- Ford Ranger
- Toyota Tacoma
- Nissan
- Mazda B-Series
- Dodge Dakota.

New for 1998

- A new grille, composite headlamps, bumper and combined fascia, air dam and rub strips team up to provide S-10 Pickup for '98 with a highly appealing front appearance. A new rear bumper complements front-end decor.
- A new instrument panel, console, front seats and door trim panels bring new excitement to S-10 Pickup interiors for 1998. Driver and right front-passenger air bags and knee bolsters are now standard for added value in this highly competitive market segment.
- Automatic transmission enhancements help bring new levels of quietness and efficiency to S-10 Pickup for 1998. A stiffer, two-piece transmission case reduces vibration and noise, while a new, electronically controlled converter clutch helps improve operating efficiency and driveability. A deeper transmission oil pan improves overall transmission durability and fluid life.
- The 2WD optional ZQ8 Sport Suspension is now available with the standard Vortec 2200 L4 SFI engine.

Deletions

- Four exterior colors have been deleted for 1998: Light Stellar Blue Metallic (#27), Quicksilver Metallic (#96), Light Autumnwood Metallic (#55) and Fairway Green Metallic (#87) have been replaced by three new colors: Light Pewter Metallic (#11), Indigo Blue Metallic (#39 — interim 1998) and Dark Copper Metallic (#69).
- Two interior colors have been deleted: Medium Dark Gray has been replaced by a new Medium Gray and Navy has been cancelled without replacement.
- The 60/40 bench seat is not available with 5-speed manual transmission.
- The floor-mounted transfer case selector on 4x4 models has been replaced by an electronic selector on the instrument panel.

Forecasted Percent of Mix

SERIES	
S-10 2WD	80%
S-10 4x4	20%
Total	100%
MODELS	
Regular-Cab Short-Box	45%
Regular-Cab Long-Box	7%
Extended-Cab Short-Box	48%
Total	100%
TRIM LEVELS	
Standard	15%
YC3 LS Decor	40%
YC5 LS Decor with Exterior Appearance Package	29%
YC3 LS with Sportside Box	16%
Total	100%
ENGINES	
Vortec 2200 L4 SFI	62%
Vortec 4300 V6 SFI (LF6)	27%
Vortec 4300 V6 SFI (L35)	11%
Total	100%
TRANSMISSIONS	
5-Speed Manual with Overdrive	60%
4-Speed Electronically Controlled Automatic with Overdrive	40%
Total	100%

Preferred Equipment Groups Overview (major features)

	1SB	1SH	1SJ	1SM
LS Trim (YC3)	X	X	X	X
Vortec 2200 L4 SFI	X	X	NA	NA
Vortec 4300 V6 SFI	O	NA	X	X
ETR AM/FM Stereo with Seek-Scan, Cassette Player	O	X	X	X
Seat, Deluxe Reclining Split-Bench	X	X	NA	NA
Seat, Reclining High-Back Bucket	O	NA	X	X
Suspension, Solid Smooth	X	X ¹	NA	NA
Suspension, Increased Capacity	O	X ²	X	X
Transmission, 5-Speed Manual with Overdrive	X	X	X	X
Wheels, Aluminum (N60)	O	X	X	NA
Wheels, Aluminum (N90)	O	NA	NA	X

NA — Not available. X — Included. O — Optional. 1 — Regular-Cab. 2 — Extended-Cab.

S-10 PICKUP EQUIPMENT SUMMARY

STANDARD INTERIOR FEATURES

		BASE	YC3	YC5	*B4U	**ZR2
AIR BAG :	DRIVER AND PASSENGER SIDE (W/PASS SIDE SUPPRESSION SWITCH)	S	S	S	S	S
ASSIST HANDLE:	PASSENGER SIDE	S	S	S	S	S
DOOR BEAMS:	SIDE IMPACT	S	S	S	S	S
GLASS:	SOLAR RAY TINTED	S	S	S	S	S
GLOVE BOX:	NON-LOCKING, WITH DOOR-OPERATED LIGHT	S	S	S	S	S
HEADLINER:	FULL COVERAGE, FOAM-BACKED W/COLOR-KEYED CLOTH COVER	S	S	S	S	S
INSTRUMENTS:	FUEL LEVEL, ODOMETER, OIL PRESSURE, SPEEDOMETER, TEMPERATURE GAGE, TRIP ODOMETER AND VOLTMETER	S	S	S	S	S
INSULATION:	DASH PANEL, DOORS, CAB BACK, FLOOR AND HOOD, INSTRUMENT PANEL AND COWL/FENDER SEAL	S	S	S	S	S
LAMPS:	INTERIOR, DOOR-OPERATED DOME AND FRONT FLOOR COURTESY W/DELAYED ENTRY	S	S	S	S	S
LOCK SYSTEM:	SINGLE TWO-SIDED KEY	S	S	S	S	S
RADIO:	ETR AM/FM STEREO, WITH DIGITAL CLOCK	--	S	S	S	S
SUNSHADES:	PADDED, COLOR-KEYED CLOTH DUAL PADDED, COLOR-KEYED W/SLIDER EXTENSIONS AND RH & LH ILLUMINATED VANITY MIRROR	S	--	--	--	--
WARNING TONE:	HEADLAMP-ON WARNING BUZZER TURN SIGNAL REMINDER	S	S	S	S	S
WINDOWS:	REAR QUARTER SWING-OUT (EXTENDED CAB ONLY)	--	S	S	--	S

STANDARD EXTERIOR FEATURES

AIR DAM:	GRAY	S	--	--	--	S
	MATCHES BODY COLOR	--	S	S	S	--
LAMP:	ENGINE COMPARTMENT	S	S	S	S	S
LAMPS:	DAYTIME RUNNING W/AUTO HEADLAMP CONTROL	S	S	S	S	S
MIRROR:	OUTSIDE REARVIEW; LH AND RH, BELOW-EYE-LINE, BLACK	S	S	S	S	S
SPARE TIRE:	FULL SIZE, MOUNTED UNDER BED	O	O	O	--	S
	COMPACT, MOUNTED UNDER BED	S	S	S	S	--
STEERING:	POWER	S	S	S	S	S
TIE DOWN:	LOAD, ANCHORS (4)	S	S	S	S	S
TOW HOOKS:	FRONT, 4WD ONLY (2)	S	S	S	--	S
WIPERS:	INTERMITTENT (ADJUSTABLE)	S	S	S	S	S

STANDARD CHASSIS FEATURES

ALTERNATOR:	100 AMPS	S	S	S	S	S
BATTERY:	525 COLD CRANKING AMPS RUNDOWN PROTECTED (RETAINED ACCESSORY POWER)	S	S	S	S	S
BRAKES:	POWER ASSISTED, FRONT DISC, REAR DRUM WITH FOUR-WHEEL ANTI-LOCK BRAKING SYSTEM (4WD FOUR WHEEL DISC)	S	S	S	S	--
ENGINE:	2WD: VORTEC 2200 L4 SFI 4WD: VORTEC 4300 V6 SFI	S	S	S	--	--
FUEL TANK:	19 GALLON CAPACITY	S	S	S	S	S
SUSP FRT:	2WD : INDEPENDENT COIL SPRINGS 4WD: INDEPENDENT TORSION BAR	S	S	S	S	S
SUSP REAR:	SEMI-FLOATING AXLE, 2-STAGE MULTI-LEAF SPRINGS	S	S	S	S	S
TRANSMISSION:	5-SPEED MANUAL W/OVERDRIVE	S	S	S	--	S

*CS10603
**CT106*3

S-10 PICKUP TRIM DEFINITION & OPTION SUMMARY

INTERIOR TRIM

		BASE	YC3	YC5	*B4U	**ZR2
COVERING:	BACK PANEL, CARPET	S	S	S	S	S
DOOR TRIM PANELS:	W/LH & RH MOLDED MAP POCKETS					
	ONE-PIECE MOLDED PLASTIC W/INTEGRAL PADDED ARM RESTS	S	--	--	--	--
	MOLDED PLASTIC W/SOFT CLOTH UPPER INSERT W/INTEGRAL PADDED ARM RESTS	--	S	S	S	S
FLOOR COVERING:	VINYL, DARK GRAY, FULL FLOOR	S	--	--	--	--
	CARPETING, COLOR-KEYED, FULL FLOOR	--	S	S	S	S
MIRROR:	INTERIOR REARVIEW: DAY/NIGHT	S	S	S	S	S
MOLDING:	BODYSIDE, WHEEL OPENING	--	--	S	--	--
POWER POINTS:	DUAL COVERED:	--	S	S	S	S
SCOTCHGARD:	FABRIC PROTECTOR ON CLOTH TRIM AND DOOR PANELS	S	--	--	--	--
	FABRIC PROTECTOR ON CLOTH TRIM, DOOR PANELS AND CARPETING	--	S	S	S	S
SEATS:	2WD: CUSTOM VINYL BENCH W/FOLDING BACK, DUAL CUPHOLDERS, AND INTEGRAL HEADRESTS	S	--	--	--	--
	60/40 CUSTOM CLOTH SPLIT BENCH WITH MANUAL DRIVER AND PASSENGER RECLINER, INTEGRAL HEADRESTS, ARMRESTS WITH INTEGRAL STORAGE AND DUAL CUPHOLDERS	--	S	S	S	S
	(CS**53 MODELS) ALSO INCLUDE PASSENGER SIDE EASY ENTRY FEATURE AND CUSTOM VINYL FOLDING REAR JUMP SEATS	--	S	S	--	S
	4WD: CUSTOM VINYL BENCH WITH FOLDING BACK, INTEGRAL HEADRESTS AND DUAL CUPHOLDERS	S	--	--	--	--
	HIGH BACK BUCKET SEATS WITH MANUAL DRIVER AND PASSENGER RECLINERS, INTEGRAL HEADRESTS, MANUAL 2-WAY LUMBAR AND FLOOR CONSOLE	--	S	S	--	S
	(CT**53 MODELS) ALSO INCLUDE PASSENGER SIDE EASY ENTRY FEATURE AND CUSTOM VINYL FOLDING REAR JUMP SEATS	--	S	S	--	S
STEERING WHEEL:	DELUXE 4-SPOKE, BLACK	S	S	S	--	S
	LEATHER WRAPPED	--	--	--	S	--

EXTERIOR TRIM

BUMPERS:	FRONT & REAR STEP: DARK GRAY	S	--	--	--	S
	FRONT & REAR STEP, BODY COLOR	--	S	--	S	--
	FRONT & REAR STEP: CHROME W/RUB STRIPS	--	--	S	--	--
	REAR BUMPER DELETE (INCLS CLOSE-OUT PANEL)	--	--	--	S	--
GRILLE:	GRAY & CHROME W/COMPOSITE HEADLAMPS	S	--	S	--	--
	BODY COLOR & CHROME W/COMPOSITE HEADLAMPS	--	--	--	--	S
	BODY COLOR W/COMPOSITE HEADLAMPS	--	--	--	S	--
	CHROME W/COMPOSITE HEADLAMPS	--	--	S	--	--
NAMEPLATE	B PILLAR (LS) BADGE	--	S	S	S	S
WHEELS:	15 X 7 STEEL, PAINTED ARGENT W/BLACK CENTER CAP	S	--	--	--	--
	15 X 7 STEEL, PAINTED ARGENT W/TRIM RING AND BLACK CENTER CAP	--	S	--	--	S
	15 X 7 ALUMINUM, CAST	--	--	S	--	--
	16 X 8 ALUMINUM, CAST (REQS ZQ8 SUSPENSION)	--	--	--	S	--

* CS10603

**CT106*3

MODEL AND BODY

Description	Model No	Body
Fleetside	CS10603	E63
Fleetside	CS10803	E63

Description	Model No	Body
Fleetside	CS10603	E63
Fleetside	CS10803	E63
Fleetside Ext Cab	CS10653	E63
Sportside	CS10603	E62
Sportside Ext Cab	CS10653	E62

**SUSPENSION AND POWER TEAMS CHART
(MUST SPECIFY)
2-WHEEL DRIVE**

MODELS	CS10603	CS10603 CS10653 CS10803	CS10803	CS10603	CS10653
SUSPENSION	Z83 (Smooth)	Z85 (Increased Capacity)		ZQ8 (Sport)	
CHARACTERISTICS					
RIDE	Solid/Smooth Paved	Firm Paved/Gravel		Performance Paved	
PRIMARY ROAD USE	Light-Duty	Heavy-Duty/Light-Duty		Light-Duty	
TRAILERING					
GVWR RATING	4200	4600	4900	4200	4400
GAWF/GAWR	2500/2300	2500/2700	2500/2700	2500/2300	2500/2300
REQUIRED OPTIONS					
GVWR	C5T	C5D	C5A	C5T	C3A
TIRES	QCA/QCE	QCA/QCE	QCA/QCE	QCB	QCB
ENGINE	LN2(a)	LN2(a)		LN2(a)	LN2(a)
TRANSMISSION	MW2 M30	MW2 M30		MW2 M30	MW2 M30
AXLE RATIO	GT4 GT5 (3.73) (4.10)	GT4(d) GT5 (3.73) (4.10) GT5(c) (4.10)		GT4 GT5 (3.73) (4.10)	GT5 GT5 (4.10) (4.10)
ENGINE	LF6	LF6(b)	LF6	LF6	LF6
TRANSMISSION	M50 M30	M50 M30	M50 M30	M50 M30	M50 M30
AXLE RATIO	GU4 GU4(a) (3.08) (3.08) GU6 (3.42)	GU4 GU4(a) (3.08) (3.08) GU6 (3.42)	GU4 GU4(a) (3.08) (3.08) GU6 (3.42)	GU4 GU4 (a) (3.08) (3.08) GU6 (3.42)	GU4 GU4 (a) (3.08) (3.08) GU6 (3.42)
ENGINE	L35	L35(b)	L35	L35	L35
TRANSMISSION	M50 M30	M50 M30	M50 M30	M50 M30	M50 M30
AXLE RATIO	GU4(e) GU4(a) (3.08) (3.08) GU6 (3.42)	GU4(b,e) GU4(a) (3.08) (3.08) GU6 (3.42)	GU4(e) GU4(a) (3.08) (3.08) GU6 (3.42)	GU4(e) GU4(a) (3.08) (3.08) GU6 (3.42)	GU4(e) GU4(a) (3.08) (3.08) GU6 (3.42)

- (a) N/A G80 Locking Differential
- (b) N/A CS10803 w/C5D GVWR
- (c) N/A CS10603
- (d) N/A CS10653
- (e) Reqs G80

THE LOWEST NUMERICAL AXLE RATIO HAS BEEN ENGINEERED TO COVER THE WIDEST RANGE OF APPLICATIONS AND OFFER THE BEST FUEL ECONOMY

(Continued on Page 4)

S-10 PICKUP

MODEL AND BODY

Description	Model No	Body
Fleetside	CT10603	E63
Fleetside	CT10803	E63

Description	Model No	Body
Fleetside	CT10603	E63
Fleetside	CT10803	E63
Fleetside Ext Cab	CT10653	E63
Sportside	CT10603	E62
Sportside Ext Cab	CT10653	E62

**SUSPENSION AND POWER TEAMS CHART
(MUST SPECIFY)
4-WHEEL DRIVE**

MODELS	CT10603 CT10653	CT10603 CT10803 CT10653	CT10603 CT10653	CT10603 CT10653
SUSPENSION	Z83 (Smooth)	Z85 (Increased Cap)	ZM6 (Off-Road)	ZR2 (Wide Stance) (c)
CHARACTERISTICS	Solid	Firm	Very Firm	Firm
RIDE	Paved/Gravel	Paved/Gravel	Gravel/ Unimproved	On/Off Road
PRIMARY ROAD USE	Light-Duty	Light-Duty/Heavy-Duty	Light-Duty/Heavy-Duty	Light-Duty/Heavy-Duty
TRAILERING	4650	5150	5150	4650 4900
GVWR/RATING	2800/2300	2800/2800	2800/2800	2800/2300 280/2800
GAWF/GAWR				
REQUIRED OPTIONS				
GVWR	C5X	C6F	C6F	C5X C5A
TIRES	QCA/QCE	QBF/QEB	QEB	QJJ QJJ
ENGINE	LF6	LF6	LF6	L35 L35
TRANSMISSION	M50 M30	M50 M30	M50 M30	M50 M30 M50 M30
AXLE RATIO	GU4 (a) GU4 (a) (3.08) (3.08)	GU6 GU6 (3.42) (3.42)	GU6 GU6 (3.42) (3.42)	GT4 GT4 GT4 GT4 (3.73) (3.73) (3.73) (3.73)
	GU6 GU6 (3.42) (3.42)	GT4 (3.73) (b)	GT4 (3.73) (b)	
ENGINE	L35 L35	L35	L35	
TRANSMISSION	M50 M30	M50 M30	M50 M30	
AXLE RATIO	GU6(b) GU4 (a) (3.42) (3.08)	GU6(b) GU6 (3.42) (3.42)	GU6(b) GU6 (3.42) (3.42)	
	GU6 (3.42)	GT4(b) (3.73)	GT4(b) (3.73)	

- (a) N/A G80 Locking Differential
- (b) Reqs G80 Locking Differential
- (c) Reqs E63 Fleetside

THE LOWEST NUMERICAL AXLE RATIO HAS BEEN ENGINEERED TO COVER THE WIDEST RANGE OF APPLICATIONS AND OFFER THE BEST FUEL ECONOMY

SPORT 'BONUS' PACKAGE

No Deletions Allowed. Additional Options/Upgrades (Where Indicated)
May be Ordered from the Additional Ordering Option Listing.

CS10603

		1
		S
		S
Preferred Equipment Group		
Base Trim		
Air Conditioning	C60	x
Axle, 4-16 Rear <i>3-13</i> Axle	GT5	x
Bumper: Rear Step	VF6	x
Engine:Vortec 2200 L4 SFI.....	LN2	x
GVW Rating: 4200 lbs	C5T	x
Fleetside (A).....	E63	x
Paint: Solid	ZY1	x
Radio AM/FM Stereo (a)	UM7	x
Seat: Cloth Bench	A52	x
Suspension: Sport	ZQ8	x
Tires: P235/55R-16 Blackwall	QCB	x
Transmission: 5-Speed Manual.....	MW2	x
Wheels: Cast Aluminum.....	N96	x

(a) UM7 Radio: May Substitute UM6 Radio

ADDITIONAL OPTIONS

OPTIONS	ACKNOWLEDGEMENTS:
R8S	Multiple Order Numbers
R8T	Preliminary Invoice
	EMISSIONS: (MUST SPECIFY) (Refer Emission Requirement Tab Section)
FE9	Federal Emission Requirements
NG1	New York, Massachusetts or Connecticut Emission Requirements
YF5	California Emission Requirements
NB8	CA, NY, MA or CT Emission Override (Reqs FE9 Emissions)
NC7	Federal Emission Override (Reqs YF5 or NG1 Emissions)
	RADIO EQUIPMENT:
UM6	Electronically Tuned AM /FM Stereo Radio w/Seek-Scan, Stereo Cassette Tape and Digital Clock

LS TRIM 'BONUS' PACKAGE

*PEG 1SH NOT AVAILABLE FOR OREGON, WASHINGTON, IDAHO OR CALIFORNIA

No Deletions Allowed. Additional Options/Upgrades (Where Indicated)
May be Ordered from the Additional Ordering Option Listing.

	CS10603/CS10653*	CS10653
	1	1
	S	S
	H	J
Preferred Equipment Group		
Axle, 3.73 Rear (g)	GT4 x	N/A
Axle, 3.08 Rear (c)	GU4 N/A	x
Body, Fleetside (a)	E63 x	x
Decor, LS	YC3 x	x
Engine, Vortec 2200 L4 SFI	LN2 x	N/A
Engine, Vortec 4300 V6 SFI	LF6 N/A	x
GVW Rating: 4200 (CS10603 Only)	C5T x	N/A
GVW Rating: 4600 (CS10653 Only)	C5D x	x
Radio, ETR AM/FM Stereo w/Seek-Scan Cassette Tape and Clock (b)	UM6 x	x
Seat, Deluxe Reclining Split Bench	AM6 x	N/A
Seat, Reclining High Back Bucket (f)	AV5 N/A	x
Suspension, Solid Smooth (CS10603 Only)	Z83 x	N/A
Suspension, Increased Capacity (CS10653 Only)	Z85 x	x
Tires, P205/75R15 Blackwall (d)	QCE x	x
Transmission, 5-Speed Manual w/Overdrive	MW2 x	N/A
Transmission, 5-Speed Manual w/Overdrive (e)	M50 N/A	x
Wheels, Aluminum	N60 x	x

- (a) Body: May Substitute E62
- (b) UM6 Radio: May Substitute UN0, UL0 or UP0 W/UN0
- (c) GU4 Axle: May Substitute GU6
- (d) QCE Tire: May Substitute QCA; w/ZQ8 Add QCB
- (e) M50 Transmission: May Substitute M30
- (f) AV5 Bucket Seat: May Substitute AM6 (w/M30 Only)
- (g) GT4 Axle May Substitute: GT5 w/M30

ADDITIONAL OPTIONS

OPTIONS ACKNOWLEDGEMENTS:

- R8S Multiple Order Numbers
- R8T Preliminary Invoice
- GU6 AXLE: Rear, 3.42 Ratio (w/1SJ Only)
- C60 AIR CONDITIONING (Req w/ZQ8 Suspension & LN2 Eng)
- V10 COLD CLIMATE PACKAGE:
- ZQ3 CONVENIENCE GROUP:
- ZQ6 Tiltwheel and Cruise Control
- YC5 Power Door Locks, Windows and Exterior Electric Remote Mirrors
- E24 DECOR: LS w/ Exterior Appearance Package
- FE9 DOOR, THIRD: (CS10653 Only)
- NG1 EMISSIONS: (MUST SPECIFY) (Refer Emission Requirements Tab Section)
- YF5 Federal Emission Requirements
- NB8 New York, Massachusetts or Connecticut Emission Requirements
- NC7 California Emission Requirements
- B32 CA, N.Y. MA or CT Emission Override (Reqs FE9 Emissions)
- ANL Federal Emission Override (Reqs YF5 or NG1 Emissions)
- AJ1 FLOOR MATS:
- UL0 FOG LAMPS:
- UN0 GLASS, TINTED:
- UP0 RADIO EQUIPMENT:
- AM6 Electronically Tuned AM /FM Stereo Radio w/Seek-Scan,Auto Tone Control,Digital Clock, Stereo Cassette Tape, Theft Lock and Speed Compensated Volume(Incls Enhanced Performance Speaker System)
- ZCE Electronically Tuned AM /FM Stereo Radio w/Seek-Scan,Auto Tone Control,Digital Clock, Compact Disc Player, Theft Lock and Speed Compensated Volume(Incls Enhanced Performance Speaker System)
- ZCA Remote Cassette (Lccated In Center Floor Console) (Incls Auto-Reverse, Dolby Noise Reduction) (Reqs UN0) ATC 52V EMISSIONS 3457
- ZQ8 SEAT: 60/40 Split Bench (N/A LF6 & M50)
- U16 SPARE TIRE: (On Steel Wheel) (MUST SPECIFY IF DESIRED)
- M30 P205/75R-15 B/W
- QCA P205/75R-15 W/L
- A28 SPORT SUSPENSION PACKAGE (Refer Suspension & Power Teams Chart) (Incls Aluminum Wheels and P235/55R-16 B/W Tires) (Reqs Compact Spare)
- A66 TACHOMETER
- ATC A/C Unit Desired

4 x 4 EXTENDED CAB 'BONUS' PACKAGE

No Deletions Allowed. Additional Options/Upgrades (Where Indicated)
May be Ordered from the Additional Ordering Option Listing.

CT10653
1
S
M

Preferred Equipment Group

Axle, 3.42 Rear(a)	GU6	x
Body, Fleetside (b)	E63	x
Decor, LS	YC3	x
Engine, Vortec 4300 V6 SFI	LF6	x
GVW Rating: 5150	C6F	x
Radio, ETR AM/FM Stereo w/Seek-Scan Cassette Tape and Clock (c)	UM6	x
Seat, Reclining High Back Bucket (g)	AV5	x
Suspension, Increased Capacity	Z85	x
Tires, P235/70R15 Blackwall (d)	QBF	x
Transmission, 5-Speed Manual w/Overdrive (e)	M50	x
Wheels, Aluminum (f)	N90	x

- (a) GU6 Axle: May Substitute GT4
- (b) Body: May Substitute E62
- (c) UM6 Radio: May Substitute UN0, UL0 or UP0 w/UN0
- (d) QBF Tire: May Substitute QEB
- (e) M50 Transmission: May Substitute M30
- (f) N90 Wheels: May Substitute PA3 Wheels
- (g) AV5 Bucket Seat: May Substitute AM6 (w/M30 Only)

ADDITIONAL OPTIONS

OPTIONS ACKNOWLEDGEMENTS:

- R8S Multiple Order Numbers
- R8T Preliminary Invoice

AXLE:

- GT4 3.73 Ratio
- G80 Locking Differential

AIR CONDITIONING:

- V10

COLD CLIMATE PACKAGE:

CONVENIENCE GROUP:

- ZQ3 Tiltwheel and Cruise Control
- ZQ6 Power Door Locks, Windows and Exterior Remote Mirrors

DOOR, THIRD:

- E24 DECOR: LS w/Exterior Appearance Package

EMISSIONS: (MUST SPECIFY) (Refer Emission Requirements Tab Section)

- FE9 Federal Emission Requirements
- NG1 New York, Massachusetts or Connecticut Emission Requirements
- YF5 California Emission Requirements
- NB8 CA, NY, MA or CT Emission Override (Reqs FE9 Emissions)
- NC7 Federal Emission Override (Reqs YF5 or NG1 Emissions)

FLOOR MATS:

- B32

FOG LAMPS:

- ANL

GLASS, TINTED:

- AJ1

RADIO EQUIPMENT:

- UL0 Electronically Tuned AM /FM Stereo Radio w/Seek-Scan,Auto Tone Control,Digital Clock, Stereo Cassette Tape, Theft Lock and Speed Compensated Volume(Incls Enhanced Performance Speaker System)

- UN0 Electronically Tuned AM /FM Stereo Radio w/Seek-Scan,Auto Tone Control,Digital Clock, Compact Disc Player, Theft Lock and Speed Compensated Volume(Incls Enhanced Performance Speaker System)

- UP0 Remote Cassette (Located In Center Floor Console) (Incls Auto-Reverse, Dolby Noise Reduction) *ARK, S.C.V. Enhance Performance Performance speaker*

- AM6 SEATS: 60/40 Split Bench (N/A LF6& M50)

SPARE TIRE: (ON STEEL WHEEL) (MUST SPECIFY IF DESIRED)

- ZBF P235/70R-15BAW

- ZEB P235/75R-15WOL

TACHOMETER:

- U16 TIRE: P235/75R-15 WOL

- QEB TRANSMISSION: (MUST SPECIFY) 4-Speed Electronically Controlled Automatic w/Overdrive

- M30

WHEELS:

- PA3 Aluminum, Bright w/Medium Gray Accent

- A28 WINDOW: Sliding Rear

- R66 *ARC U.S. Res. used*

ZR2 4 X 4 'BONUS' PACKAGE

WIDE STANCE, SPORT PERFORMANCE (Refer Standard Equipment Pages for Content) (Incls unique revised frame for wide tread. Front Tread (61.2") is 3.9" wider than standard. Rear Tread (59.1") is 3.9" wider than standard. Unique strengthened front differential gears and drive axles. Unique rear axle with 8.5" ring gear, larger wheel bearings and longer, larger diameter axle shafts. Unique rear suspension with revised multi-leaf springs and added rear axle track bar. Unique (28 mm vs 25 mm diameter) front stabilizer bar, 46mm Bilstein gas pressurized shock absorbers. Unique front fenders and pickup box outer panels with extra wide wheel flares. Modified jack and spare tire stowage winch. Body is 3" higher (Incls Full Size Spare)

No Deletions Allowed. Additional Options/Upgrades (Where Indicated)
May be Ordered from the Additional Ordering Option Listing.

CT10603/CT10653

		1
		S
		R
Preferred Equipment Group		
Axle, 3.73 Rear	GT4	x
Axle, Limited Slip	G80	x
Body, Fleetside	E63	x
Convenience Group: Tilt Steering Wheel and Speed Control	ZQ3	x
Convenience Group: Power Windows, Locks and Mirrors	ZQ6	x
Decor, LS	YC3	x
Engine, Vortec 4300 V6 SFI	L35	x
GVW Rating: 4650 (CT10603 Only)	C5X	x
GVW Rating: 4900 (CT10653 Only)	C5A	x
Keyless Entry: Remote	AU0	x
Mats	B32	x
Performance Package: Wide Stance Sport	ZR2	x
Radio, AM/FM Stereo w/ Cassette (c)	UL0	x
Seat, Reclining High Back Bucket	AV5	x
Shield Package	ZM5	x
Steering Wheel: Leather Wrapped	NP5	x
Tires, 31 x 10.5R-15 Blackwall	QJJ	x
Transmission, 5-Speed Automatic (a)	M30	x
Wheels, Aluminum (b)	PA3	x
A/C	C60	x

- (a) M30 Transmission: May Substitute M50 for Credit
- (b) PA3 Aluminum Wheels: May Substitute N90
- (c) UL0 Radio: May Substitute UN0 or UP0 w/UN0

ADDITIONAL OPTIONS

OPTIONS ACKNOWLEDGEMENTS:

- R8S Multiple Order Numbers
- R8T Preliminary Invoice
- E24 **DOOR, THIRD: CT10653 ONLY**
- EMISSIONS: (MUST SPECIFY) (Refer Emission Requirements Tab Section)**
- FE9 Federal Emission Requirements
- NG1 New York, Massachusetts or Connecticut Emission Requirements
- YF5 California Emission Requirements
- NB8 CA, NY, MA or CT Emission Override (Reqs FE9 Emissions)
- NC7 Federal Emission Override (Reqs YF5 or NG1 Emissions)
- AJ1 **GLASS, TINTED:**

RADIO EQUIPMENT:

- UL0 Electronically Tuned AM /FM Stereo Radio w/Seek-Scan, Auto Tone Control, Digital Clock, Stereo Cassette Tape, Theft Lock and Speed Compensated Volume (Incls Enhanced Performance Speaker System)
- UN0 Electronically Tuned AM /FM Stereo Radio w/Seek-Scan, Auto Tone Control, Digital Clock, Compact Disc Player, Theft Lock and Speed Compensated Volume (Incls Enhanced Performance Speaker System)
- UP0 Remote Cassette (Located In Center Floor Console) (Incls Auto-Reverse, Dolby Noise Reduction) (Reqs UN0)
- M50 **TRANSMISSION: (MUST SPECIFY)** 5-Speed Manual w/Overdrive
- N90 **WHEELS: Cast Aluminum**
- A28 **WINDOW: Sliding Rear**

No Deletions Allowed. Additional Options/Upgrades (Where Indicated)
May be Ordered from the Additional Ordering Option Listing.

	BASE	LS
	1 S A	1 S B
Preferred Equipment Group (Regular Cab Only)		
Fleetside (a).....	E63 x	x
Radio Delete (b).....	UL5 x	N/A
Rear Step Bumper (c).....	VF6 x	N/A
Preferred Equipment Group		
LS Decor (d).....	YC3	x

Allowable Substitutions (Where Available):

- (a) E63: May substitute E62 on C*106*3 (LS Model Only)
- (b) UL5: May substitute UM7, UM6 Radios Only
- (c) VF6 Rear Step Bumper: May substitute VF7 Rear Step Bumper Delete
- (d) YC3: May substitute YC5 Exterior Appearance Package on C*106*3 Only

**ADDITIONAL OPTIONS
AVAILABLE WITH PEG GROUPS 1SA OR 1SB ONLY**

- | | |
|----------------|---|
| OPTIONS | ACKNOWLEDGEMENTS: |
| R8S | Multiple Order Numbers |
| R8T | Preliminary Invoice |
| | AIR CONDITIONING: (MUST SPECIFY) |
| C60 | Air Conditioning |
| R6G | Air Conditioning Not Desired |
| ANL | FOG LAMPS: (Incl w/B4U SS) (N/A 1SA) |
| | AXLES, REAR: (Refer Suspension and Power Teams Chart for Availability) |
| GU4 | 3.08 Ratio |
| GU6 | 3.42 Ratio |
| GT4 | 3.73 Ratio |
| GT5 | 4.10 Ratio (2WD Only) |
| G80 | Locking Differential (Incl w/B4U SS) (N/A LN2 Eng) |
| UA1 | BATTERY: Heavy-Duty (Incl w/V10 Cold Climate) |
| | BODY CODE: (Refer Model and Body Section) |
| E63 | Fleetside |
| E62 | Sportside (CS106*3 Reqs YC3 Decor and ZY1 Paint; CT106*3 Reqs YC3 Decor, ZY1 Paint and ZM6/Z83/Z85 Suspension) |
| | BUMPEREQUIPMENT: |
| VF6 | Rear Step (Standard w/LS Decor) (Available w/B4U SS) (Incl w/1SA)
(Vehicles registered in certain states must have a rear bumper to be operated on their roads. A close-out panel is not a bumper. Consult your local laws.) |
| VF7 | Rear Step Bumper Delete |
| V10 | COLD CLIMATE PACKAGE: (Incls UA1 H.D. Battery and Engine Block Heater) |
| | CONVENIENCE GROUP: |
| ZQ6 | ● Power Door Locks, Windows and Exterior Electric Remote Mirrors (N/A 1SA) |
| ZQ3 | Tilt Steering and Speed Control |
| --- | DECOR: (Refer Standard Equipment for Package Content) |
| YC3 | Base (Incl w/1SA Only) |
| YC5 | LS: (Incl w/B4U SS) |
| E24 | LS w/Exterior Appearance Package (N/A C*10803) (N/A 1SA or B4U SS) |
| | DOOR, THIRD: (C*10653 Only) |
| | EMISSIONS: (MUST SPECIFY) (Refer Emission Requirements Tab Section) |
| FE9 | Federal Emission Requirements |
| NG1 | New York, Massachusetts or Connecticut Emission Requirements |
| YF5 | California Emission Requirements |
| NB8 | CA, NY, MA or CT Emission Override (Reqs FE9 Emissions) |
| NC7 | Federal Emission Override (Reqs YF5 or NG1 Emissions) |
| | ENGINES: (MUST SPECIFY) (Refer Suspension and Power Teams Chart for Availability) |
| LN2 | Vortec 2200 SFI L4 (2WD Only) |
| LF6 | Vortec 4300 V6 SFI (Incls Engine and Transmission Oil Coolers) |
| L35 | Vortec 4300 V6 SFI (Incls Engine and Transmission Oil Coolers and U16 Tachometer) (N/A 1SA) |

ADDITIONAL OPTIONS

OPTIONS	FLOOR COVERING:
B32	Auxiliary Front Floor Mats (N/A 1SA)
AJ1	GLASS: Deep Tinted
	GVWR: (MUST SPECIFY) (Refer Suspension and Power Teams Chart for Requirements)
C5T	4200#
C3A	4400#
C5D	4600#
C5X	4650#
C5A	4900#
C6F	5150#
	PAINT, EXTERIOR: (Refer Trim Chart for Availability)
ZY1	Solid
ZY7	Custom Two-Tone (N/A B4U SS)
	RADIO EQUIPMENT:
UM7	Electronically Tuned AM/FM Stereo Radio w/Seek-Scan and Digital Clock (Std on all but Base PEG) (Reqs PEG 1SA)
UM6	Electronically Tuned AM/FM Stereo Radio w/Seek-Scan, Stereo Cassette Tape and Digital Clock
UL0	Electronically Tuned AM /FM Stereo Radio w/Seek-Scan, Auto Tone Control, Digital Clock, Stereo Cassette Tape, Theft Lock and Speed Compensated Volume (Incls Enhanced Performance Speaker System) (N/A 1SA)
UN0	Electronically Tuned AM /FM Stereo Radio w/Seek-Scan, Auto Tone Control, Digital Clock, Compact Disc Player, Theft Lock and Speed Compensated Volume (Incls Enhanced Performance Speaker System) (N/A 1SA)
UP0	Electronically Tuned AM/FM Stereo Radio w/Seek-Scan, Auto Tone Control, Digital Clock, Stereo Cassette Tape, Compact Disc Player, Theft Lock and Speed Compensated Volume (Incls Enhanced Performance Speaker System) (N/A 1SA)
AU0	REMOTE KEYLESS ENTRY: (Reqs 1SB and ZQ6 Convenience Group)
	SEAT: (MUST SPECIFY) (Refer Color and Trim Chart for Availability)
A52	Bench Seat (Reqs 1SA)
AM6	60/40 Reclining Split Bench Seat (Reqs YC3/YC5) (N/A M50 Trans)
AV5	Reclining High Back Bucket Seat (Incls Adjustable Manual Lumbar Support) (Std 4WD)
ZM5	SHIELD PACKAGE: (4WD Only)
B4U	SS PACKAGE: (CS10603 Only) (Refer Standard Equipment Pages for Content) (Also Incls YC3 Decor, G80 Locking Differential, ANL Fog Lamps, N96 Cast Aluminum Wheels w/Special Bright Hub Caps, Body Color Grille, Rear Step Bumper Delete (Incls Close-Out Panel), Special SS Badging (Red "Bowtie" w/SS Emblem on doors and tailgate, Red "Bowtie" on grille and hubcaps, and Red "Chevrolet" badge on tailgate), NP5 Leather-Wrapped Steering Wheel, GU6 Axle Ratio) (Reqs L35 Eng, M30 Trans, and Colors 72 Red, 41 Black or 50 White) (Incls ZQ8 Suspension Package)
NP5	STEERING WHEEL: Leather Wrapped (N/A 1SA) (Incl w/B4U SS)
	SUSPENSION PACKAGE: (Refer Suspension and Power Teams Chart)
Z83	Solid Smooth Ride (N/A C*10803 or CS10653)
Z85	Increased Capacity
ZQ8	Sport (S106*3 Only) (Incls 16 x 8 Cast Aluminum Wheel)
ZM6	Off-Road (Reqs CT106*3)
U16	TACHOMETER: (Incl w/L35 Eng)
	TIRES: (B/W: Blackwall, W/L: White Lettered, WOL: White Outline Lettered) (Incls Front, Rear and Compact Spare) (MUST SPECIFY FULL SIZE SPARE IF DESIRED)
	All-Seasons Steel Belted Radial Ply (Refer Suspension and Power Teams Chart for Availability and Requirements)
QCE	P205/75R-15 B/W
QCA	P205/75R-15 W/L
QCB	P235/55R-16 B/W (CS106*3 Only)
QBF	P235/750R-15 B/W
	On-Off Road Steel Belted Radial Ply (4WD'S ONLY)
QEB	P235/75R-15 WOL
QJ	31 x 10.5R-15 B/W
	TIRES: FULL SIZE SPARE (MUST SPECIFY) (INCLS STEEL WHEEL)
ZCE	P205/75R-15 B/W
ZCA	P205/75R-15 W/L
ZBF	P235/70R-15 B/W
ZEB	P235/75R-15 WOL (Req w/ZM6)
	TRANSMISSIONS: (MUST SPECIFY) (Refer Suspension and Power Teams Chart for Availability)
MW2	5-Speed Manual w/Overdrive (Reqs LN2 Engine)
M50	5-Speed Manual w/Overdrive (N/A LN2 Engine)
M30	4-Speed Electronically Controlled Automatic w/Overdrive (Incls Brake-Transmission Shift Interlock) (Column Mounted)
	WHEELS:
N60	Aluminum, Argent (Reqs YC3 Decor) (Incl w/YC5 Decor)
N90	Aluminum, Cast (4WD Only) (N/A 1SA) (Incl w/YC5 Decor)
PA3	Aluminum, Bright w/Medium Gray Accent (4WD Only) (Reqs YC3 Decor)
A28	WINDOW: Sliding Rear

**S-10 PICKUP
INTERIOR AND EXTERIOR COLOR AVAILABILITY CHART**

PLEASE NOTE: Below are the interior trim color and exterior paint combinations recommended by Chevrolet.
They are the only interior and exterior color combinations available.

**BASE DECOR
ZY1 PAINT (N/A EXTENDED CAB OR YC3/YC5)**

TRIM LEVEL Seat Type	Seat Option	INTERIOR COLORS		
		Beige	Graphite	Med Gray
BASE INTERIOR				
Custom Vinyl Bench Seat	A52			92W
Custom Cloth Bench Seat	A52	64D	12D	92D

EXTERIOR COLORS	Color Code	ZY CODE	RECOMMENDED INTERIOR TRIM COLORS		
BLACK, ONYX	41U	ZY1	x	x	x
GREEN, EMERALD (MET)	43U	ZY1	x	x	x
PEWTER, LT (MET)	11U	ZY1	x	x	x
RED, APPLE	72U	ZY1	x	x	x
WHITE, SUMMIT	50U	ZY1	x	x	x

ZY1 PAINT WITHOUT B4U

TRIM LEVEL Seat Type	Seat Option	INTERIOR COLORS		
		Beige	Graphite	Med Gray
LS				
Deluxe Cloth Reclining Split Bench Seat	AM6	64H	12H	92H
Deluxe Cloth Reclining High Back Bucket Seat	AV5	64H	12H	92H

EXTERIOR COLORS	Color Code	ZY CODE	RECOMMENDED INTERIOR TRIM COLORS		
BEIGE, MEDMYSTIQUE (MET)	65U	ZY1	x	x	x
BLACK, ONYX	41U	ZY1	x	x	x
COPPER, DK (MET)	69U	ZY1	x	x	x
GREEN, EMERALD (MET)	43U	ZY1	x	x	x
GREEN, FAIRWAY (MET)	87U	ZY1	x	x	x
PEWTER, LT (MET)	11U	ZY1	x	x	x
RED, APPLE	72U	ZY1	x	x	x
RED, DK CHERRY (MET)	94U	ZY1	x	x	x
WHITE, SUMMIT	50U	ZY1	x	x	x

ZY1 PAINT WITH B4U


EXTERIOR COLORS	Color Code	ZY CODE	RECOMMENDED INTERIOR TRIM COLORS		
BLACK, ONYX	41U	ZY1	x	x	x
RED, APPLE	72U	ZY1	x	x	x
WHITE, SUMMIT	50U	ZY1	x	x	x

ZY7 PAINT (REQS YC3/YC5)


TRIM LEVEL Seat Type	Seat Option	INTERIOR COLORS		
		Beige	Graphite	Med Gray
LS DECOR Premium Cloth Reclining Split Bench Seat	AM6	64H	12H	92H
Premium Cloth Reclining High Back Bucket Seats	AV5	64H	12H	92H

EXTERIOR COLORS	Color Code	Color Code	ZY CODE	RECOMMENDED INTERIOR TRIM COLORS		
BEIGE, MD MYSTIQUE (MET)/BLACK, ONYX	65U	41L	ZY7	X	X	X
BEIGE, MD MYSTIQUE (MET)/PEWTER, LT (MET)	65U	1L	ZY7	X	X	X
BLACK, ONYX/PEWTER, LT (MET)	41U	1L	ZY7		X	X
BLACK, ONYX/BEIGE, MD MYSTIQUE (MET)	41U	65L	ZY7	X	X	X
COPPER, DK (MET)/PEWTER, LT (MET)	69U	1L	ZY7	X	X	X
GREEN, EMERALD (MET)/PEWTER, LT (MET)	43U	1L	ZY7		X	X
GREEN, FAIRWAY (MET)/PEWTER, LT (MET)	87U	1L	ZY7		X	X
PEWTER, LT (MET)/BLACK, ONYX	1U	41L	ZY7		X	X
RED, APPLE/PEWTER, LT (MET)	72U	1L	ZY7		X	X
RED, DK CHERRY (MET)/PEWTER, LT (MET)	94U	1L	ZY7		X	X
WHITE, SUMMIT/BEIGE, MD MYSTIQUE (MET)	50U	65L	ZY7	X	X	X

Custom Two-Tone Regular Cab - ZY7



Custom Two-Tone Extended Cab - ZY7



S-10 PICKUP
INTERIOR AND EXTERIOR COLOR AVAILABILITY CHART

PLEASE NOTE: Below are the interior trim color and exterior paint combinations recommended by Chevrolet. They are the only interior and exterior color combinations available.

BASE DECOR
ZY1 PAINT (N/A EXTENDED CAB OR YC3/YC5)

TRIM LEVEL Seat Type	Seat Option	INTERIOR COLORS		
		Beige	Graphite	Med Gray
BASE INTERIOR				
Custom Vinyl Bench Seat	A52			92W
Custom Cloth Bench Seat	A52	64D	12D	92D

EXTERIOR COLORS	Color Code	ZY CODE	RECOMMENDED INTERIOR TRIM COLORS		
BLACK, ONYX	41U	ZY1	x	x	x
GREEN, EMERALD (MET)	43U	ZY1	x	x	x
PEWTER, LT (MET)	11U	ZY1	x	x	x
RED, APPLE	72U	ZY1	x	x	x
WHITE, SUMMIT	50U	ZY1	x	x	x

ZY1 PAINT WITHOUT B4U

TRIM LEVEL Seat Type	Seat Option	INTERIOR COLORS		
		Beige	Graphite	Med Gray
LS				
Deluxe Cloth Reclining Split Bench Seat	AM6	64H	12H	92H
Deluxe Cloth Reclining High Back Bucket Seat	AV5	64H	12H	92H

EXTERIOR COLORS	Color Code	ZY CODE	RECOMMENDED INTERIOR TRIM COLORS		
BEIGE, MEDMYSTIQUE (MET)	65U	ZY1	x	x	x
BLACK, ONYX	41U	ZY1	x	x	x
COPPER, DK (MET)	69U	ZY1	x	x	x
GREEN, EMERALD (MET)	43U	ZY1	x	x	x
GREEN, FAIRWAY (MET)	87U	ZY1	x	x	x
PEWTER, LT (MET)	11U	ZY1	x	x	x
RED, APPLE	72U	ZY1	x	x	x
RED, DK CHERRY (MET)	94U	ZY1	x	x	x
WHITE, SUMMIT	50U	ZY1	x	x	x

ZY1 PAINT WITH B4U

EXTERIOR COLORS	Color Code	ZY CODE	RECOMMENDED INTERIOR TRIM COLORS		
BLACK, ONYX	41U	ZY1	x	x	x
RED, APPLE	72U	ZY1	x	x	x
WHITE, SUMMIT	50U	ZY1	x	x	x

ZY7 PAINT (REQS YC3/YC5)

TRIM LEVEL Seat Type	Seat Option	INTERIOR COLORS		
		Beige	Graphite	Med Gray
LS DECOR Premium Cloth Reclining Split Bench Seat	AM6	64H	12H	92H
Premium Cloth Reclining High Back Bucket Seats	AV5	64H	12H	92H

EXTERIOR COLORS	Color Code	Color Code	ZY CODE	RECOMMENDED INTERIOR TRIM COLORS		
BEIGE, MD MYSTIQUE (MET)/BLACK, ONYX	65U	41L	ZY7	X	X	X
BEIGE, MD MYSTIQUE (MET)/PEWTER, LT (MET)	65U	11L	ZY7	X	X	X
BLACK, ONYX/PEWTER, LT (MET)	41U	11L	ZY7		X	X
BLACK, ONYX/BEIGE, MD MYSTIQUE (MET)	41U	65L	ZY7	X	X	X
COPPER, DK (MET)/PEWTER, LT (MET)	69U	11L	ZY7	X	X	X
GREEN, EMERALD (MET)/PEWTER, LT (MET)	43U	11L	ZY7		X	X
GREEN, FAIRWAY (MET)/PEWTER, LT (MET)	87U	11L	ZY7		X	X
PEWTER, LT (MET)/BLACK, ONYX	11U	41L	ZY7		X	X
RED, APPLE/PEWTER, LT (MET)	72U	11L	ZY7		X	X
RED, DK CHERRY (MET)/PEWTER, LT (MET)	94U	11L	ZY7		X	X
WHITE, SUMMIT/BEIGE, MD MYSTIQUE (MET)	50U	65L	ZY7	X	X	X


S-10 PICKUP INTRODUCTION

S-10 PICKUP

The 1998 Chevrolet S-10 Pickup is available in both Regular and Extended-Cab versions and in two-wheel or four-wheel-drive configurations. The S-10 Pickup is available in two trim levels: the "Base" trim and the luxury level "LS" trim.

Changes on the S-10 Pickup for 1998 include:

- New Body-Side and WheelLip Moldings
- New Front Floor Console
- New Front and Rear Bumpers
- New Door Trim
- New Base Vinyl and Cloth Full Width Bench Seat
- New 60/40 Split Cloth Bench (LS trim)
- New Front Grille, Signal Lighting and Composite Headlamps
- New Standard 4-Wheel Disc Brakes (4WD only)
- New Instrument Panel with Driver and Passenger Supplemental Inflatable Restraints (includes passenger-side suppression switch)
- 4L60-E Automatic Transmission Enhancements
- VORTEC 2200 (LN2) Engine Enhancements Include Improved Horsepower, Fuel Economy, Driveability and Low End Torque
- New Foglamps Available on 2WD and 4WD Models (N/A on ZR2)
- New Optional Aluminum Wheel 2WD Only (N60)
- New Optional Remote Cassette with Integral CD
- New Uplevel Radios w/Automatic Tone Control (ULO/UNO)
- New Truck Body Computer (features include: turn signal reminder, exit lighting, illuminated entry, automatic headlamp control, lock-out prevention, PassLock™, vehicle locator, battery rundown protection and retained accessory power)
- One New Interior Color
- Three New Exterior Colors



S-10 PICKUP

MODEL SELECTION SUMMARY

Use the chart below to choose the model that fits your customer's needs. Please note that the Base Payloads shown reflect the maximum allowable weight of cargo that can be carried in a standard model, including occupants. (They are calculated by subtracting curb weight from the GVWR.) To calculate payloads for models with optional equipment, please refer to the WEIGHTS section in the back of this book or consult your 1998 GM PROSPEC. Also, the Maximum Trailer Weights shown below are based on vehicles that are properly equipped. See your Chevrolet Truck Order Guide for specific details.

SERIES	MODEL NUMBER/ BODY CODE/ OPTION CODE	PASSENGER CAPACITY (STD./OPT.)	STANDARD ENGINE/ TRANS.	OPTIONAL ENGINE/ TRANS.	GVWR (LB)	GAWR (LB) FRONT/ REAR	BASE PAYLOAD (LB)	MAXIMUM TRAILER WT./ TONGUE LOAD (LB) PROPERLY EQUIPPED
TWO-WHEEL-DRIVE MODELS								
S-10 4x2 REGULAR-CAB PICKUPS								
S-10 SHORT-BOX	CS 10603/E63 Z83/QCE/QCA or ZQ8/QCB	3/2	2200 L4/M5	2200 L4/A4 4300 V6/M5/A4	4200	2500/2300	1212	**
S-10 SHORTBOX W/OPT. CHASSIS PACKAGE	CS 10603/E63 Z85/QCE/QCA	3/2	2200 L4/M5	2200 L4/A4 4300 V6/M5/A4	4600	2500/2700	*	**
S-10 LONG-BOX	CS 10803/E63 Z85/QCE/QCA	3/2	2200 L4/M5	2200 L4/A4	4600	2500/2700	1532	**
S-10 LONG-BOX	CS 10803/E63 Z85/QCE/QCA	3/2	4300 V6/M5	4300 V6/A4	4900	2500/2700	*	**
S-10 4x2 EXTENDED-CAB PICKUPS								
S-10 EXTENDED CAB SHORT-BOX	CS 10653/E63 ZQ8/QCB	5/4	2200 L4/M5	— 4300 V6/M5/A4	4400	2500/2300	1158	**
S-10 EXTENDED CAB SHORT-BOX	CS 10653/E63 Z85/QCE/QCA	5/4	2200 L4/M5	2200 L4/A4 4300 V6/M5/A4	4600	2500/2700	*	**
FOUR-WHEEL-DRIVE MODELS								
S-10 4x4 REGULAR-CAB PICKUPS								
S-10 SHORT-BOX	CT 10603/E63 Z83/QCE/QCA or ZR2/QJJ	3/2	4300 V6/M5	4300 V6/A4	4650	2700/2300	1103	**
S-10 SHORT-BOX W/OPT. CHASSIS PACKAGE	CT 10603/E63 ZM6/QEB or Z85/QEB/QBF	3/2	4300 V6/M5	4300 V6/A4	5150	2700/2700	*	**
S-10 LONG-BOX	CT 10803/E63 Z85/QEB/QBF	3/2	4300 V6/M5	4300 V6/A4	5150	2700/2700	1531	**
S-10 4x4 EXTENDED-CAB PICKUPS								
S-10 EXTENDED- CAB SHORT-BOX	CT 10653/E63 Z83/QCA/QCE	5/4	4300 V6/M5	4300 V6/A4	4650	2700/2300	991	**
S-10 EXTENDED- CAB SHORT-BOX W/OPT. CHASSIS PACKAGE	CT 10653/E63/ ZR2/QJJ	5/4	4300 V6/M5	4300 V6/A4	4900	2700/2700	*	**
S-10 EXTENDED- CAB SHORT-BOX W/OPT. CHASSIS PACKAGE	CT 10653/E63/ Z85/QBF/QEB	5/4	4300 V6/M5	4300 V6/A4	5150	2700/2700	*	**
S-10 EXTENDED- CAB SHORT-BOX W/OPT. CHASSIS PACKAGE	CT 10653/E63/ ZM6/QEB	5/4	4300 V6/M5	4300 V6/A4	5150	2700/2700	*	**

* Please refer to the Weights section at the back of the Tech Guide to determine optional payloads.

**1998 Trailering information not available at time of publication. The Production and Final Issues of the Tech Guide will have a new trailering chart.

S-10 PICKUP

POWERTRAINS

Chevrolet offers a variety of engines, transmissions and axle ratios for the S-10 Pickup. The following charts detail basic engine, transmission, and axle specifications. See your 1998 Chevrolet Truck Order Guide for specific details.

ENGINES						
	VORTEC 2200 L4		VORTEC 4300 V6		VORTEC 4300 V6	
Engine Order Code	LN2		LF6		L35	
Availability	4x2 only		4x2	4x4	4x2	4x4
SAE Net Horsepower @ rpm	120 @ 5000		175 @ 4400	180 @ 4400	180 @ 4400	190 @ 4400
SAE Net Torque lb-ft @ rpm	140 @ 3600		240 @ 2800	240 @ 2800	245 @ 2800	250 @ 2800
Fuel System	SFI		SFI		SFI	
Clutch Size in. (mm)	9.13 (232 mm)		11.02 (280 mm)		11.02 (280 mm)	
Standard Battery Cold Cranking Amps @ 0° F	525		525		525	
Standard Alternator Max. Cap. (Amps)	100		100		100	

TRANSMISSIONS			
	MANUAL		AUTOMATIC
	MANUAL 5-SPEED W/OVERDRIVE	MANUAL 5-SPEED W/OVERDRIVE	ELECTRONIC AUTOMATIC 4-SPEED OVERDRIVE W/TORQUE CONVERTER CLUTCH (4L60-E)
Transmission Order Code	MW2	M50	M30
Engine Application (Order Code)	VORTEC 2200 L4 (LN2)	VORTEC 4300 V6 (LF6/L35)	VORTEC 2200 L4/VORTEC 4300 V6 (LN2/LF6/L35)
Synchronized Speeds	1/2/3/4/5	1/2/3/4/5	—
Gear Ratios			
First	3.94	3.49	3.06
Second	2.37	2.16	1.63
Third	1.49	1.40	1.00
Fourth	1.00	1.00	0.70
Fifth	0.83	0.78	—
Reverse	3.65	3.55	2.29
Shaft Center Distance (mm)	76	85	—

AXLES							
	REAR AXLE				FRONT AXLE (4X4 ONLY)		
Make	GM				GM		
Capacity (lb)	2900				2700		
Pinion and Ring Gear Type	Hypoid				Hypoid		
Engine Availability	VORTEC 4300 V6	VORTEC 4300 V6	VORTEC 2200 L4/VORTEC 4300 V6	VORTEC 2200 L4	VORTEC 4300 V6		
Axle Ratio Code	GU4	GU6	GT4	GT5	GU4	GU6	GT4
Ratio	3.08	3.42	3.73	4.10	3.08	3.42	3.73
Pinion Teeth	13	12	11	10	13	12	11
Ring Gear Teeth	40	41	41	41	40	41	41
Ring Gear Diameter (in.)	7.62 ¹	7.62 ¹	7.62 ²	7.62	7.25	7.25	7.25

Note: Axle Ratio availability depends on model, powertrain, and emissions selected. See your 1998 Chevrolet Truck Order Guide for details.

¹L35 w/M50 transmission uses 8.5-inch ring gear diameter.

²ZR2 Wide Stance uses 8.5-inch ring gear diameter.

S-10 PICKUP

TRIM LEVELS

Chevrolet offers S-10 Pickup Regular-Cab in two trim levels: "Base" and "LS." The "LS" trim level is standard on Extended-Cab models. The following chart details major standard features. See your 1998 Chevrolet Truck Order Guide for specific details.

CHASSIS EQUIPMENT			
KEY: ■ = STANDARD, — = NOT INCLUDED		BASE REG.-CAB ONLY	LS (YC3)
BRAKES	2-Wheel drive: Power-assisted; front disc, rear drum. 4-Wheel drive: Power-assisted; 4-Wheel disc.	■	■
EXHAUST	Aluminized stainless steel exhaust system.	■	■
FRAME	All-welded ladder-type, channel design and boxed front-end section.	■	■
FUEL TANK	19-gallon (approx.) capacity.	■	■
REAR AXLE	Hypoid, semi-floating.	■	■
SHOCK ABSORBERS	Front: 32mm; Rear: 32mm w/ZB3 and ZB5 Chassis Package. 46mm Bilstein Front and Rear w/ ZM6. and ZR2 Chassis Package. Front: 46mm DeCarbon; Rear: 36mm DeCarbon with ZQ8 Chassis Package.	■	■
STABILIZER BAR	Front: 25mm with ZB3 and ZM6 Chassis Package. Front: 28mm with ZB5 (4WD) and ZR2 Chassis Package. Front: 29mm with ZB5 (2WD). Front: 33mm with ZQ8 Chassis Package. Rear: 23mm with ZQ8 Chassis Package.	■	■
STEERING	Integral power. (Variable ratio, 15/13:1 on ZQ8.)	■	■
SUSPENSION, FRONT	4x2: Independent with computer-selected coil springs. 4x4: Independent with computer-selected torsion bars.	■	■
SUSPENSION, REAR	Two-stage semi-elliptic multileaf springs.	■	■
TOW HOOKS	Two front-mounted on 4x4 only.	■	■
EXTERIOR EQUIPMENT			
AIR DAM	Matches bumper color. (Dark gray Base and ZR2)	■	■
BUMPERS, FRONT AND REAR STEP	Dark gray (base and ZR2). Body color. (Chrome with rub strips on YC5)	■	■
GLASS	Tinted Solar-Ray®.	■	■
GRILLE	Chrome and gray. Body color and chrome (YC5 gray and chrome).	■	■
HEADLAMPS	Composite.	■	■
HORN	Dual note.	■	■
INSULATION	Underhood.	■	■
LAMPS	Engine compartment and center high-mounted stop lamp.	■	■
LICENSE PLATE	Mounting location integral in front bumper.	■	■
MIRRORS	Black RH and LH below-eyeline type. Head size 5.5" x 7.5".	■	■
MOLDING	Black windshield surround.	■	■
PICKUP BOX	Two-tier loading with cargo tie-down loops in each corner.	■	■
SPARE TIRE & WHEEL	Compact spare tire and wheel mounted under bed. (Full-size with ZM6 and ZR2)	■	■
SPARE TIRE CARRIER	Winch-type carrier mounted under frame at rear.	■	■
TIRES	205/75R15 BW all-season steel-belted radials. (P235/55R16 with ZQ8.)	■	■
WHEELS	15.0" x 7.0" steel painted argent with black center cap (2-wheel-drive model). 15.0" x 7.0" steel painted argent with black center cap and trim ring (2-wheel-drive model). 15.0" x 7.0" steel painted argent with black center cap and trim ring (4-wheel-drive model). (16.0" x 8.0" aluminum wheels with ZQ8.)	■	■
WINDSHIELD WIPERS	Intermittent.	■	■
INTERIOR EQUIPMENT			
ARMRESTS	RH and LH padded integral with door panels.	■	■
CAB BACK PANELS	Carpeted. Includes Scotchgard™ Fabric Protector.	■	■
CIGARETTE LIGHTER	Located on instrument panel. Includes ashtray light. Located on instrument panel. Includes ashtray light and two auxiliary power outlets.	■	■
COAT HOOKS	RH and LH on Regular-Cab models. Foldaway on Extended-Cab models.	■	■
CUPHOLDERS	Two mounted to seat cushion.	■	■
DOME LAMP	Door-operated with front floor courtesy lamp.	■	■
DOOR SILL PLATE	Black.	■	■
DOOR PANELS	One-piece molded plastic with padded integral armrests. LH and RH molded map pockets. Molded plastic with soft cloth upper insert, padded integral armrests. LH and RH molded map pockets.	■	■

S-10 PICKUP

INTERIOR EQUIPMENT (CONT.)

KEY: ■ = STANDARD, — = NOT INCLUDED		BASE REG.-CAB ONLY	LS (YC3)
FLOOR COVERING	Embossed dark gray full-floor vinyl mat. Color-keyed full-floor carpeting with Scotchgard™ Fabric Protector.	■ —	— ■
GAGES	Including voltmeter, oil pressure and engine temperature gages, fuel gage, trip odometer and speedometer, warning lights for seat belts, parking brake, direction/hazard signals and high beam.	■	■
GLOVE BOX	Non-locking with door-activated light.	■	■
GRAB HANDLE	Passenger side.	■	■
HEATER	Outside air with windshield and side window defoggers.	■	■
HEADLINER	Full coverage, foam-backed with color-keyed cloth cover.	■	■
INSULATION	Provided on dash panel, doors, cab back, floor and hood, instrument panel and cowl-to-fender seals.	■	■
MIRROR	10-inch rearview. 10-inch rearview with dual reading lamps and illuminated entry feature.	■ —	— ■
RADIO	ETR AM/FM stereo with digital clock, two 4" x 6" diameter front dash speakers and two 6" diameter door speakers. (Two 6" diameter door speakers and two 4" x 10" speakers located in the rear quarter panel trim on Extended-Cab)	■	■
SEATS	2WD: Custom vinyl bench with folding back, integral headrests and dual cupholders. 60/40 custom cloth split bench with manual driver and passenger recliner, integral headrests, armrests with integral storage and cupholders (includes B4U). (Extended-cab models include passenger-side easy entry feature and custom vinyl folding rear jump seats) 4WD: Custom vinyl bench with folding back, integral headrests, and dual cupholders. High-back bucket seats with manual driver and passenger recliners, integral headrests, and manual two way lumbar support and floor console (includes ZR2). (Extended-Cab models include passenger-side easy entry feature and custom vinyl folding rear jump seats)	■ — ■ —	— ■ — ■
SECURITY	PassLock™ theft deterrent system.	■	■
STEERING WHEEL	Deluxe four-spoke, black.	■	■
STORAGE POCKET	In instrument panel under radio.	■	■
SUNSHADES	RH and LH padded, color-keyed cloth with LH map strap and RH vanity mirror. RH and LH padded, color-keyed cloth includes slider extensions and RH and LH illuminated vanity mirrors.	■ —	— ■
TOOLS	Mechanical jack and wheel wrench located in storage compartment on floor behind front seat. Cover includes drink holders on Extended-Cabs.	■	■
WARNING BUZZERS	Headlamps on, turn signal reminder.	■	■
WINDOWS	Extended-Cab: Swing-out rear quarter windows.	—	■

BRAKES	4-wheel anti-lock brakes. NOTE: Includes brake/transmission shift interlock with automatic transmission.	■	■
AIR BAG (SRS)¹	Driver and passenger with passenger-side suppression switch.	■	■
LAMPS	Daytime running lamps w/automatic headlamp control.	■	■
DOOR BEAMS	Side-door guard beams in side doors.	■	■
SEAT BELTS	Outboard-seating lap and shoulder belts and center-seating lap belt.	■	■
STEERING COLUMN	Energy-absorbing steering column.	■	■
STOP LAMP	Center high-mounted stop lamp (CHMSL).	■	■

¹ Always wear your safety belts.

S-10 PICKUP

PREFERRED EQUIPMENT GROUPS

Preferred Equipment Groups (PEGs) are convenient option packages that can save your customers money. They would pay appreciably more by buying all the options in a Preferred Equipment Group as individual options. (Savings based on a comparison of Manufacturer's Suggested Retail Price of option packages versus MSRP of individual options purchased separately). See your 1998 Chevrolet Truck Order Guide and Vehicle Price Schedule for specific information and prices.

OPTIONS

These options can be ordered individually in addition to the Preferred Equipment Groups, if not already included. See your 1998 Chevrolet Truck Order Guide for specific availability and restrictions. The option code is listed in **bold type**.

Air Conditioning	C60	Exterior Appearance Package (includes front and rear chrome bumpers with dark gray rub strips, dark gray body-side moldings with bright insert and bright wheel opening moldings, and cast aluminum wheels)	YC5	Volume (includes an enhanced speaker system)	UNO
Axle, Rear		Floor Mats, front	B32	Seat Options	
3.08 Ratio	GU4	Fog Lamps (N/A on ZR2)	ANL	Bench Seat	A52
3.42 Ratio	GU6	GVWR Ratings		60/40 Reclining Split Bench	AM6
3.73 Ratio	GT4	4200 lb	C5T	Reclining High-Back Bucket Seats (requires console)	AV5
4.10 Ratio (4x2 only)	GT5	4400 lb	C3A	Shield Package (4x4 only) Includes transfer case and front differential skid plates, fuel tank and steering linkage shields	ZM5
Locking Differential	G80	4600 lb	C5D	SS Sport Package, CS10603 Only (reqs. L35 engine and M30 trans)(see order guide for detailed description)	B4U
Battery, Heavy-Duty (690 CCA)	UA1	4650 lb	C5X	Steering Wheel, Leather-Wrapped	NP5
Body, Stepside (Sportside pickup box)	E62	4900 lb	C5A	Tachometer (included with L35 engine)	U16
Bumper, Rear Step (available with B4U or PEG 1SA only)	VF6	5150 lb	C6F	Third Door (S/T 10653 only)	E24
Chassis Packages		Lock, Remote Keyless Entry System	AU0	Transmissions	
ZR2 4x4 Bonus Package (see your 1998 Chevrolet Truck order guide for details; reqs. PEG 1SR)	ZR2	Paint, Exterior		5-Speed Manual w/Overdrive (reqs. LN2)	MW2
Increased Capacity	Z85	Solid	ZY1	5-Speed Manual Overdrive (reqs. LF6/L35)	M50
Off-Road, (T10603, CT10653 only)		Custom Two-Tone	ZY7	Electronic Automatic 4-speed Overdrive (includes brake/transmission shift interlock)	M30
Includes Full-Size Spare	ZM6	Radio Equipment		Wheels	
Solid/Smooth Ride (N/A CT10803/CS10803 or CS10653)	ZB3	Radio Delete (available with PEG 1SA only)	UL5	Aluminum, Silver (4x2 only)	N60
Sport, (S10603 and CS10653 only)	ZQ8	ETR AM/FM Stereo Radio w/Seek-Scan, Stereo Cassette, Digital Clock, and Four Speakers	UM6	Cast Aluminum (4x4 only)	N90
Cold Climate Package (includes heavy-duty battery, engine block heater)	V10	ETR AM/FM Stereo Radio with Seek-Scan, Automatic Tone Control, Stereo Cassette, Digital Clock, TheftLock™ and Speed-Compensated Volume (includes an enhanced performance speaker system)	UL0	Special Aluminum (4x4 only)	5P2
Convenience Groups		Remote Cassette Located in Center Floor Console (includes auto-reverse. Dolby noise reduction and CR02 equalization requires UNO radio)	UP0	Aluminum, Painted Medium Gray	PA3
Tilt Wheel™ and Electronic Speed Control	ZQ3	ETC AM/FM Stereo Radio with Seek-Scan, Automatic Tone Control, Compact Disc Player, Digital Clock, TheftLock™ and Speed-Compensated		Window, Deep-Tinted	AJ1
Power Door Locks, Power Windows and Electric Remote Mirrors	ZQ6			Window, Sliding Rear	A28
Emissions Systems					
California	YF5				
Federal	FEB				
Massachusetts/New York/Connecticut	NG1				
Federal Emissions Override	NC7				
Cal./Mass./N.Y./CT Emissions Override ..	NB8				
Engines					
VORTEC 2200 SFI L4	LN2				
VORTEC 4300 SFI V6	LF6				
VORTEC 4300 SFI V6	L35				

TIRES

KEY: ALS = ALL-SEASON SBR = STEEL-BELTED RADIAL PLY BW = BLACKWALL BL = BLACK LETTERED OOR = ON-OFF ROAD WOL = WHITE OUTLINE LETTERED			
TIRE DESCRIPTION		TIRES W/COMPACT SPARE	TIRES W/FULL-SIZE SPARE ¹
P205/75R15	ALS/SBR/BL	QCE -ZCE	QCE & ZCE
P205/75R15	ALS/SBR/WOL	QCA -ZCA	QCA & ZCA
P235/55R16	ALS/SBR/BW	QCB	N/A
P235/70R15	ALS/SBR/BW	QBF -ZBF	QBF & ZBF
P235/75R15	OOR/SBR/WOL	QEB -ZEB	QEB & ZEB
31X10.5R5LTC	OOR/SBR/BW	N/A	STD.

N/A—Not Available.

¹Full-size spare tire optional.

S-10 PICKUP

DIMENSIONS

MODEL		S-10 (REGULAR-CAB)	S-10 (REGULAR-CAB)	S-10 (EXTENDED-CAB)	S-10 (REGULAR-CAB)	S-10 (REGULAR-CAB)	S-10 (EXTENDED-CAB)
MODEL NUMBER		CS10603/E63	CS10803/E63	CS10653/E63	CT10603/E63	CT10803/E63	CT10653/E63
EXTERIOR DIMENSIONS							
BODY							
Wheelbase (in.)	L101	108.3	117.9	122.9	108.3	117.9	122.9
Overall Length (in.)	L103	188.6	204.6	203.3	188.6	204.6	203.3
Overall Height (in.)	H431	63.2	63.3	63.3	63.9	65.0	63.9
Maximum Width ¹ (in.)	W103	67.9	67.9	67.9	67.9	67.9	67.9
Bumper to Axle (in.)							
Front	L104	34.5	34.5	34.5	34.5	34.5	34.5
Rear	L105	45.9	52.2	45.9	45.9	52.2	45.9
Cab-to-Axle (in.)	L404	37.4	47.1	37.4	37.4	47.1	37.4
Cab to End of Frame (in.)	L505	72.8	88.8	72.8	72.8	88.8	72.8
Bumper to Back of Cab (in.)	L403	105.3	105.3	119.9	105.3	105.3	119.9
Ground to Top of Rear Load Floor (in.)	H502	29.0	29.0	28.4	28.0	30.6	28.0
Ground Clearance (in.)							
Front	H148	9.1	8.7	9.1	8.6	10.6	8.5
Rear	H153	7.2	6.7	7.2	7.5	7.9	7.5
Turning Diameter							
Curb-to-Curb (ft.)		36.9	39.8	41.3	37.3	40.1	41.6
Track Width (in.) Front/Rear		54.5/54.6	54.5/54.6	54.5/54.6	57.2/55.1	57.2/55.1	57.2/55.1
CARGO BOX							
Length at Floor (in.)	L505	72.8	88.8	72.8	72.8	88.8	72.8
Inside Width at Top Rear (in.)	W204	54.9	54.9	54.6	54.9	54.9	54.6
Inside Width at Floor (in.)	W203	54.9	54.9	54.9	54.9	54.9	54.9
Inside Width between Wheelhousings (in.)	W201	40.3	40.3	40.3	40.3	40.3	40.3
Inside Height at Rear Axle (in.)		17.1	17.1	17.1	17.1	17.1	17.1
Tailgate Width (in.)		54.9	54.9	54.9	54.9	54.9	54.9
Cargo Volume (cu ft)		39.4	48.1	39.4	39.4	48.1	39.4
SIGN PANEL AREA (in.)		15 x 46.25	15 x 46.25	16 x 66.5	15 x 46.25	15 x 46.25	16 x 66.5
INTERIOR DIMENSIONS							
CAB							
Headroom (in.)	H61	39.5	39.5	39.6	39.5	39.5	39.6
Legroom (in.)	L34	42.4 ²	42.4 ²	42.4 ²	42.4 ²	42.4 ²	42.4 ²
Shoulder Room (in.)	W3	57.2	57.2	57.2	57.2	57.2	57.2
Hip Room (in.)	W5	52.0	52.0	52.0	52.0	52.0	52.0
Cargo Volume (cu ft) (in-cab storage area)		—	—	17.3	—	—	17.3

¹ Maximum Width dimension shown without mirrors.

² 43.2 inches with seat in rear most position.