

MEET DR. OLDSMOBILE

He's out to get you . . . a bigger share of the special-performance market!

OLDS TOOK A LONG LOOK AT THE SPECIAL-PERFORMANCE MARKET AND CAME UP WITH A WHOLE NEW SPECIAL PROGRAM!

It can mean younger prospects and greater profits for you! Here's how . . .

What's happening in this special-performance market? This has always been an exciting market. But now it's becoming a highly profitable market as well. Last year alone, more than a million special-performance units were built and sold. And that's just the beginning. Today, over half the population is under 25. And getting younger! So Olds took a long look at this market and took new steps to get a more important share of it.

Can the new Olds "Machines" cut the mustard? You'd better believe it! Last year, special-performance Oldsmobiles won honors from coast to coast. In fact, it was a dealer-backed Olds Cutlass that ran off with one of the biggest and most coveted stock car titles of the year! And new refinements for 1969 make Olds cars more competitive than ever!

So, along comes Dr. Oldsmobile. Building the product is one thing. You still have to tell the right people you've got it. Research tells us we've got just the guy to do the telling—Dr. Oldsmobile, an off-beat "engineering genius" who sticks to the facts and tells it like it is. He'll spread the word that you and Oldsmobile are solidly in the special-performance market—with all four wheels! And he'll kick it all off with the Dr. Oldsmobile 8-page booklet in five auto enthusiast magazines!

Where does that leave you? Sitting pretty! And, with a little effort and very little cost, it can leave you sitting *more profitably* than ever! You've got the products in 4-4-2, Cutlass S, and F-85. You've got a memorable and hard-working salesman in Dr. Oldsmobile. And you've got more and more young prospects—in your area—every day!

A national campaign becomes your local campaign! The good Doc will be selling for you in five major magazines. That's fine, but that's national. Well, with the help of a couple of special-promotion pieces and a little paint, you can make it *your own local campaign!* The promotion pieces are the 8-page booklet and a set of four large Dr. Olds posters. By ordering, imprinting, and distributing them, you can corner a healthy slice of the youth market in your area. And the paint? That's for your special Dr. Olds "Show Car" and Dr. Olds window trim (suggested copy enclosed).

And remember, this is a young, growing, and prospering market. When you sell 'em young, you've got a good chance to sell 'em again. And again! And again! So start ordering. Start painting. And start selling . . . young!

SPECIAL NOTE: The 8-page Dr. Oldsmobile booklet will be running as an 8-page ad in *Motor Trend, Hot Rod, Car Life, Popular Hot Rodding,* and *Car Craft*—all through November! You will be receiving a quantity of booklets soon. Watch for them!

HOW TO DO A LITTLE CREATING [AND PROFITING] OF YOUR OWN!

A small investment in the youth in your area can repay you many times over—in sales right now and in the future. It may mean getting a crack mechanic or two. Or a couple of young, hard-working men for your showroom floor. Today's youth is today's and tomorrow's market. Now is the time to cultivate it. The following is a check-list of ideas on how you can become a more important part of that market.

■ **Order a sufficient number of low-cost Dr. Oldsmobile booklets and posters.** Imprint or stamp them with your dealership name—and get them into the hands of the young people in your area!

■ **Order a W-Machine and turn it into your dealership's Special Show Car with Dr. Oldsmobile lettering.** Display it in and around your dealership. Drive it around town. Park it near schools or at the local, sanctioned dragway. Distribute Dr. Olds booklets wherever your show car is displayed.

■ **Announce on your showroom windows that you have the W-Machines on display.** (Suggested copy and design enclosed.)

■ **Mention the W-Machines, posters, and booklets in your local ads.**

■ **Hold a W-Machine Clinic in your service department.** Invite the auto shop classes from local schools. Your chief mechanic should wear a shop coat like the good Doc's with "Dr. Oldsmobile" sewn on the lapel.

■ **Hold a Driving Skill Slalom Meet.** Offer Dr. Oldsmobile posters to all participants and trophies or savings bonds to winners. Contact local sports car clubs for details and other events you may want to sponsor. Check with police for clearance and possible local regulations.

■ **Sponsor your own Economy Run or Comparison Test Drive with graduates of driver education classes.** Use a Ninety-Eight, an 88, a Toronado, a 4-4-2, and a Cutlass. This goodwill event could have a great bearing on parent's new-car purchases—and near-future purchases of the participants!

■ **Should you sponsor an Olds for sanctioned performance events?** That's strictly up to you. More and more Olds dealers are doing it each year. The cost? For the price of a set of spark plugs or a tune-up, you can have a car or two running locally with your dealership name lettered on the car. To compete on a national level is, of course, considerably more expensive. But also, considerably more exciting.

CREDIT - OLDSMOBILE
HISTORY CENTER

000020257

920 TOWNSEND ST.
LANSING, MI 48921

THE SPECIAL-PERFORMANCE BUSINESS IS BECOMING BIG BUSINESS!

All you need to get in on it is an order of Dr. Oldsmobile booklets and posters, a can of paint, and a W-Machine. Or two.



GM
MARK OF EXCELLENCE

Dr. Oldsmobile's W-Machines: 4-4-2 W-30, Cutlass S W-31, F-85 W-31.

PRODUCT SELLING INFORMATION



1969 Oldsmobile

CREDIT -
20268
920 TOWNSEND ST.
LANSING, MI

1969 OLDSMOBILE PRODUCT SELLING INFORMATION FOR OLDSMOBILE SALESMEN

Table of Contents

This book is organized to give Olds salesmen the *full facts fast*—with just one place to look for any fact.

Where feasible, information is given under the headings of EXTERIOR (everything to be seen on the outside), INTERIOR (everything visible in the inside, including trunk), POWER TRAIN (everything that moves the car: engine, transmission, drive line, axle), and CHASSIS (frame, suspension, steering, brakes). Furthermore, where practical, information under these headings is given in alphabetical sequence.

NEW FEATURES SECTION

Brief descriptions of the new features.

	Page
All Models	2-3
Toronado	4-5
Ninety-Eight	6-7
88 Models	8-9
Intermediate Models	10-11
Safety Features (All Models)	12

EQUIPMENT AVAILABILITY SECTION

What's standard or available for every model. For each of the model-groups, there is one page giving MARKS OF DISTINCTION (what makes the model-group distinctive), one page for each model in the group, listing its principal STANDARD EQUIPMENT AND FEATURES (plus dimensions and weight), and one page listing the FACTORY-INSTALLED OPTIONAL EQUIPMENT available at extra cost for the models in the model-group. In addition, for each Station Wagon, there is a separate page giving its CARGO AREA DIMENSIONS and special STATION WAGON EQUIPMENT.

	Page
All Models	14
Toronado	15-17
Ninety-Eight	18-25
Delta 88 Royale	26-28
Delta 88 Custom	29-33
Delta 88	34-39
Vista-Cruiser	40-43
4-4-2	44-48
Cutlass Supreme	49-53
Cutlass S	54-58
Cutlass	59-64
F-85	65-67
Equipment Differences *Charts show the equipment that is standard on some but not all models, to point out the differences between models and show why some models cost more (or less) than other models.*	68-69
Trailer Towing Optional Equipment *Available trailer towing equipment recommended for specific models and trailer weights.*	70-71
Police Apprehender Optional Equipment *Available equipment recommended for Oldsmobiles in police service.*	71
Factory-Installed Accessory Groups *Plus a list of accessories available at dealerships.*	72

EQUIPMENT DESCRIPTIONS SECTION

Since some equipment may be standard in some models yet available at extra cost in other models, there is no separate OPTIONS SECTION in this book. Instead, everything about an item of equipment, whether it is standard, available, or both, is described in one place under one of the following headings. *To indicate when an item of equipment is at extra cost, it is described as "available" or "optional," and/or has an option number in parentheses after its name.*

Exterior	Page
Body Construction, Finish	74-75
Chrome, Lamps	76-77
Interior	
Trim, Insulation, Appointments	78-79
Seats, Seat Equipment	80-81
Ventilation, Windows	82-83
Heater, Air Conditioner	84-85
Instrument Panel	86-87
Driving Controls, Console	88-89
Radios, Tape Player	90-91
Lamps, Mirrors	92-93
Doors, Locks	94-95
Trunk, Cargo Compartment	96-97
Power Train	
Performance Factors	98-99
Engine Specifications	100-101
Engine Power System	102-103
Engine Combustion System	104-105
Engine Lubrication, Cooling	106-107
Electrical System	108-109
Automatic Transmissions	110-111
Manual Transmissions	112-113
Drive Line, Axle	114-115
Chassis	
Suspension	116-117
Special Suspension, Wheels, Tires	118-119
Steering	120-121
Brakes	122-123
Maintenance	124

INDEX SECTION

Alphabetical Index	125-126
Options List (By the Numbers)	127-128

Property of _____

OLDSMOBILE DIVISION GM QUALITY CAR MAKERS SINCE 1897

MARK OF EXCELLENCE

This book is for the use of Oldsmobile dealers and salesmen in presenting the outstanding benefits of Oldsmobile ownership. Some of the features shown on the models illustrated in the book are available at extra cost. (See last page.) Oldsmobile reserves the right to make changes at any time, without notice, in colors, equipment, specifications and models, and to discontinue models.

Litho in U.S.A. September, 1968

If ever a car was made for action, it's 4-4-2 for 1969 . . . the sportiest, spunkiest car any high-performance buff ever tooled around in. Models include Sports Coupe, Holiday Coupe, and Convertible, the latter two with new Flo-Thru Body Ventilation and full-view side windows as standard equipment.

EXTERIOR—4-4-2 is every inch a sports car, from its black twin grilles and racy two-plateau hood with chrome louvers, to its dual exhausts. The hood louvers come on even stronger with a special paint treatment when the 4-4-2 is equipped with extra-cost Force-Air Engine Induction System. 4-4-2's rakish lines are emphatically accented by its chrome. Chrome front-fender-peak, side-window halo, rear-window, roof drip, and wheel-opening moldings accent the Coupes, while the Convertible features full-length fender-peak moldings and wheel-opening moldings. All models have chrome windshield and trunk-lid-edge moldings. Strikingly highlighted, fore and aft and on the sides, is 4-4-2's identity in bold chrome-and-black numerals.

INTERIOR—Sporty is the name for 4-4-2's interior, too. The look of action starts with slimline Strato Bucket Seats with bright side moldings. And it is reflected in 4-4-2's smart instrument panel. Seats are deeply foam-cushioned and nylon-blend loop-pile carpeting is a welcome touch of warmth underfoot. Upholstery is all-Morocceen or Morocceen and new Elsmere-pattern cloth.

POWER TRAIN—A heavy-duty floor-shift manual transmission and 350-hp Rocket 400 V-8 are standard. A 325-hp Rocket 400 V-8 is furnished with the Turbo Hydra-Matic 400 Transmission. And the high-performance 360-hp Rocket 400 V-8 is included in the extra-cost Force-Air Engine Induction System (W30). Both wide- and close-ratio 4-speed floor-shift transmissions are available. The popular Hurst Competition Shifter is included with all manual transmissions for real feel-of-the-gears performance.

CHASSIS—All of 4-4-2's suspension components—front and rear springs, shock absorbers, and stabilizer bars—are heavy-duty Rally-Sports type, as are the front engine mountings and the precision-balanced drive shaft. Standard tires are F70 x 14" Red-Stripe Wide-Ovals on heavy-duty wheels. A Torque-Beam Frame contributes to a stable ride.



- Bright, Bold 4-4-2 Block Numerals
- Twin Black Horizontal-Bar Grilles
- Distinctive Two-Plateau Hood with Special Stripes in Contrasting Paint
- Twin Chrome Hood Louvers
- Recessed-Park Windshield Wipers



- Bright, Bold 4-4-2 Block Numerals
- Distinctive Rear-Panel Paint Stripes
- Chrome Trunk-Lid-Edge Molding
- Paint-Stripe-Outlined Taillamps
- Exposed Dual Exhaust Outlets

Marks of Distinction



- Bright, Bold 4-4-2 Block Numerals
- Distinctive Red-Stripe Wide-Oval Tires
- Chrome Front-Fender-Peak, Side-Window Halo, and Roof Drip Moldings (Coupes)
- Chrome Fender-Peak Moldings (Convertible)
- Chrome-Lipped Full-Round Wheel Openings



4-4-2 HOLIDAY COUPE (Model 4487)

Standard Equipment and Features

Exterior

Body by Fisher, Fastback Hardtop Coupe
Bumpers, Tri-Nickel-Plated
Finish, Magic-Mirror . . . *15 colors*
Flasher, 4-Way Hazard Warning
Grilles, Black 4-4-2 Twin
Hood, Fully Insulated Dual-Latched . . . *chrome louvers, G.T. stripe paint*
Mirror, Oval Outside Rearview
Moldings, Chrome Front-Fender-Peak and Side-Window Halo, Wheel-Opening, Roof Drip, Windshield, Rear-Window, and Trunk-Lid
Wheel Hubcaps, Chrome
Wheel Openings, Full-Round
Windshield Wipers, Recessed-Park

SIZE AND WEIGHT:

Overall length (in.)	201.9
Overall width (in.)	76.2
Loaded height (in.)	52.8
Shipping weight (lb.)	3517
Curb weight (lb.)	3675

Interior

Armrests, Deluxe Front and Rear . . . *bright accent moldings and backplates*
Ashtrays, Instrument-Panel and Dual Rear-Armrest
Cigar Lighter, Instrument-Panel
Floor Carpeting, Nylon-Blend Loop-Pile
Headlining, Patterned-Morocceen
Heater and Defroster, Air-Mix
Instrument Panel . . . *with wood-grain-vinyl trim*
Lamp, Central Dome Lamp and Instrument-Panel Ashtray
Lamp Switches, Automatic Interior-Mirror, Inside Day-Night Rearview
Seats, Strato Bucket . . . *bright moldings*



Seat Belts, Front- and-Rear-Lap and Front-Shoulder . . . *pushbutton buckles*
Seat Cushions, Foam-Padded
Seat Head Restraints, Dual Front-
Steering Wheel, Deluxe
Trunk Floor Mat, Patterned-Rubber
Upholstery, All-Morocceen or Morocceen and Elsmere-Pattern Cloth
Ventilation, Flo-Thru Body . . . *with full-view side windows*
Visors, Padded Windshield Sun

ROOM:	Front	Rear
Headroom (in.)	38.2	36.3
Legroom (in.)	41.5	34.1
Hiproom (in.)	59.7	53.0
Shoulderroom (in.)	58.3	57.1
Kneeroom (in.)		24.3
Trunk capacity (cu. ft.)		17.0

Power Train

Axle, 3.23-to-1 Olds-Built Hypoid Rear
Battery, 70-Ampere-Hour/66-Plate Delco-Eye Energizer
Delcotron, 37-Ampere G.S.I.
Drive Shaft, Heavy-Duty Precision-Balanced . . . *2 universal joints*
Engine, 350-hp Rocket 400 V-8 H.C.
Exhaust System, Aluminized . . . *dual straight-through mufflers, resonators, and tailpipes*
Fuel Tank, 20-Gallon . . . *rear filler*
Starter, Ultra-High-Performance
Transmission, 3-Speed Floor-Shift Heavy-Duty Manual . . . *Hurst Shifter*

ENGINE SPECIFICATIONS:

Horsepower at rpm	350 at 4800
Torque at rpm (lb.-ft.)	440 at 3200
Compression ratio (to 1)	10.50
Carburetor barrels (no.)	4
Fuel recommended	Premium

Chassis

Body Mountings, Vibra-Tuned Rubber
Brakes, Self-Adjusting Duo-Servo . . . *9.5" drum dia.; 173.6-sq.-in. lining area*
Frame, Torque-Beam
Steering System, Low-Friction . . . *40.0-foot turning diameter.*
Suspension, Rally-Sport . . . *heavy-duty front and rear springs, shock absorbers, and stabilizer bars, full-rubber insulation*
Tires, F70x14" Red-Stripe Wide-Oval
Wheels, 14" Heavy-Duty Welded-Steel

CHASSIS DIMENSIONS:

Wheelbase (in.)	112.0
Front tread (in.)	59.0
Rear tread (in.)	59.0

Standard Equipment and Features

Exterior

Body by Fisher, Fastback Pillar Coupe
Bumpers, Tri-Nickel-Plated
Finish, Magic-Mirror . . . *15 colors*
Flasher, 4-Way Hazard Warning
Grilles, Black 4-4-2 Twin
Hood, Fully Insulated Dual-Latched . . . *chrome louvers, G.T. stripe paint*
Mirror, Oval Outside Rearview
Moldings, Chrome Front-Fender-Peak and Side-Window Halo, Wheel-Opening, Roof Drip, Side-Window Frame, Windshield, Rear-Window, and Trunk-Lid
Wheel Hubcaps, Chrome
Wheel Openings, Full-Round
Windshield Wipers, Recessed-Park

SIZE AND WEIGHT:

Overall length (in.)	201.9
Overall width (in.)	76.2
Loaded height (in.)	52.8
Shipping weight (lb.)	3507
Curb weight (lb.)	3665

Interior

Armrests, Deluxe Front and Rear . . . *bright accent moldings and backplates*
Ashtrays, Instrument-Panel and Dual Rear-Armrest
Cigar Lighter, Instrument-Panel
Floor Carpeting, Nylon-Blend Loop-Pile
Headlining, Patterned-Morocceen
Heater and Defroster, Air-Mix
Instrument Panel . . . *with wood-grain-vinyl trim*
Lamp, Central Dome Lamp and Instrument-Panel Ashtray
Lamp Switches, Automatic Interior-
Mirror, Inside Day-Night Rearview



Seats, Strato Bucket . . . *bright moldings*
Seat Belts, Front- and-Rear-Lap and Front-Shoulder . . . *pushbutton buckles*
Seat Cushions, Foam-Padded
Seat Head Restraints, Dual Front-
Steering Wheel, Deluxe
Trunk Floor Mat, Patterned-Rubber
Upholstery, All-Morocceen or Morocceen and Elsmere-Pattern Cloth
Visors, Padded Windshield
Windows, Crank-Operated Side and Vent

ROOM:	Front	Rear
Headroom (in.)	38.2	36.4
Legroom (in.)	41.5	32.5
Hiproom (in.)	59.5	58.3
Shoulderroom (in.)	58.3	57.0
Kneeroom (in.)		24.0
Trunk capacity (cu. ft.)		17.0

Power Train

Axle, 3.23-to-1 Olds-Built Hypoid Rear
Battery, 70 - Ampere - Hour / 66 - Plate Delco-Eye Energizer
Delcotron, 37-Ampere G.S.I.
Drive Shaft, Heavy-Duty Precision-Balanced . . . *2 universal joints*
Engine, 350-hp Rocket 400 V-8 H.C.
Exhaust System, Aluminized . . . *dual straight-through mufflers, resonators, and tailpipes*
Fuel Tank, 20-Gallon . . . *rear filler*
Starter, Ultra-High-Performance
Transmission, 3-Speed Floor-Shift Heavy-Duty Manual . . . *Hurst Shifter*

ENGINE SPECIFICATIONS:

Horsepower at rpm	350 at 4800
Torque at rpm (lb.-ft.)	440 at 3200
Compression ratio (to 1)	10.50
Carburetor barrels (no.)	4
Fuel recommended	Premium

Chassis

Body Mountings, Vibra-Tuned Rubber
Brakes, Self-Adjusting Duo-Servo . . . *9.5" drum dia.; 173.6-sq.-in. lining area*
Frame, Torque-Beam
Steering System, Low-Friction . . *40.0-foot turning diameter*
Suspension, Rally-Sport . . . *heavy-duty front and rear springs, shock absorbers, and stabilizer bars, full-rubber insulation*
Tires, F70x14" Red-Stripe Wide-Oval
Wheels, 14" Heavy-Duty Welded-Steel

CHASSIS DIMENSIONS:

Wheelbase (in.)	112.0
Front tread (in.)	59.0
Rear tread (in.)	59.0

4-4-2 SPORTS COUPE (Model 4477)





4-4-2 CONVERTIBLE (Model 4467)

Standard Equipment and Features

Exterior

Body by Fisher, Convertible Coupe . . . *power top with vinyl-coated fabric, glass window, Morocceen boot*
Bumpers, Tri-Nickel-Plated
Finish, Magic-Mirror . . . *15 colors*
Flasher, 4-Way Hazard Warning
Grilles, Black 4-4-2 Twin
Hood, Fully Insulated Dual-Latched . . . *chrome louvers, G.T. stripe paint*
Mirror, Oval Outside Rearview
Moldings, Chrome Fender-Peak, Wheel-Opening, Windshield, and Trunk-Lid
Wheel Hubcaps, Chrome
Wheel Openings, Full-Round
Windshield Wipers, Recessed-Park

SIZE AND WEIGHT:

Overall length (in.)	201.9
Overall width (in.)	76.2
Loaded height (in.)	52.8
Shipping weight (lb.)	3585
Curb weight (lb.)	3743

Interior

Armrests, Deluxe Front and Rear . . . *bright accent moldings and backplates on front armrests*
Ashtrays, Instrument-Panel and Dual Rear-Armrest
Cigar Lighter, Instrument-Panel
Floor Carpeting, Nylon-Blend Loop-Pile
Heater and Defroster, Air-Mix
Instrument Panel . . . *with wood-grain-vinyl trim*
Lamps, Instrument-Panel Ashtray, Courtesy, and Map Lamps, and Rear-Armrest Courtesy
Lamp Switches, Automatic Interior-
Mirror, Inside Day-Night Rearview



Seats, Strato Bucket . . . *bright moldings*
Seat Belts, Front- and-Rear-Lap . . . *with pushbutton buckles*
Seat Cushions, Foam-Padded
Seat Head Restraints, Dual Front-
Steering Wheel, Deluxe
Trunk Floor Mat, Patterned-Rubber
Upholstery, All-Morocceen or Morocceen and Elsmere-Pattern Cloth
Ventilation, Flo-Thru Body . . . *with full-view side windows*
Visors, Padded Windshield Sun

ROOM:	Front	Rear
Headroom (in.)	39.1	37.0
Legroom (in.)	41.5	32.5
Hiproom (in.)	59.5	50.7
Shoulderroom (in.)	58.3	42.9
Kneeroom (in.)		24.0

Power Train

Axle, 3.23-to-1 Olds-Built Hypoid Rear
Battery, 70-Ampere-Hour/66-Plate Delco-Eye Energizer
Delcotron, 37-Ampere G.S.I.
Drive Shaft, Heavy-Duty Precision-Balanced . . . *2 universal joints*
Engine, 350-hp Rocket 400 V-8 H.C.
Exhaust System, Aluminized . . . *dual straight-through mufflers, resonators, and tailpipes*
Fuel Tank, 20-Gallon . . . *rear filler*
Starter, Ultra-High-Performance
Transmission, 3-Speed Floor-Shift Heavy-Duty Manual . . . *Hurst Shifter*

ENGINE SPECIFICATIONS:

Horsepower at rpm	350 at 4800
Torque at rpm (lb.-ft.)	440 at 3200
Compression ratio (to 1)	10.50
Carburetor barrels (no.)	4
Fuel recommended	Premium

Chassis

Body Mountings, Vibra-Tuned Rubber
Brakes, Self-Adjusting Duo-Servo . . . *9.5" drum dia.; 173.6-sq.-in. lining area*
Frame, Torque-Beam
Steering System, Low-Friction . . . *40.0-foot turning diameter*
Suspension, Rally-Sport . . . *heavy-duty front and rear springs, shock absorbers, and stabilizer bars, full rubber insulation*
Tires, F70x14" Red-Stripe Wide-Oval
Wheels, 14" Heavy-Duty Welded-Steel

CHASSIS DIMENSIONS:

Wheelbase (in.)	112.0
Front tread (in.)	59.0
Rear tread (in.)	59.0



4-4-2


STD.


N95


P05


N66


P01


P02

Factory-Installed Optional Equipment

Exterior

Bumper Insert, Rear-Guard Rubber (VE1)
Finish, Two-Tone Magic-Mirror (D99) . . . *Coupes*
Mirror, Remote-Control Rearview (D33)
Moldings, Door-Edge Guard (B93)
Paint, Dual-Stripe Hood (W42)
Rooftop Covering, Vinyl (C08) . . . *Coupes*
Wheels, Simulated-Wire (N95)
Wheels, Super Stock (I, P05; II, N66)
Wheel Discs, Chrome (P01)
Wheel Discs, Deluxe (P02)
Windows, Power Side (A31)
Windows, Soft-Ray Tinted (A01)
Window Defogger, Rear- (C50) . . . *Coupes*
Windshield, Soft-Ray Tinted (A02)

Interior

Air Conditioner, Four-Season (C60)*
Clock, Electric (U35)
Console, Sports (D55)*
Cruise Control, Automatic (K30)*
Door Locks, Power (A93)*
Floor Mats, Aux. (Front, B32; Rear, B33)
Instruments, Rocket Rally Pac (U21)
Lamps, Instrument-Panel Courtesy and Map (U29) . . . *Coupes*
Lamps and Mirrors, Convenience (Y60)
Radio, AM-FM (U69)
Radio, AM-FM Stereophonic (U58)
Radio, Deluxe Pushbutton (U63)
Radio Antenna, Rear Power (U75)
Radio Speaker, Bi-Phonic Rear (U80)
Safety Sentinel (U15)
Seat, Bench Front (A52)


A52


D55

Seat Adjuster, 4-Way Power (bench seat, A41; left-hand bucket seat, A46)

Seat Lap Belts, Deluxe (A39) . . . *Convertible*

Seat Lap Belts and Front-Seat Shoulder Belts, Deluxe (W39) . . . *Coupes*
Seat Shoulder Belts, Deluxe Front- (A85) . . . *Convertible*
Seat Shoulder Belts, Deluxe Rear-(AS4)
Seat Shoulder Belts, Front- (AS1) . . . *Convertible*
Seat Shoulder Belts, Rear- (AS5)
Steering Wheel, Custom-Sport (N34)
Steering Wheel, Deluxe Instant-Horn (N42)
Steering Wheel, Tilt-Away (N33)*
Stereo Tape Player (U57)*
Trunk-Lid Latch, Power (A91)
Ventilation, Flo-Thru Body (C56) . . . *Sports Coupe*
Ventilation, Forced-Air Body (C57)*

Power Train

Axle, Anti-Spin Rear (G80)
Engine-Cooling Equipment, H.D. (Y72)
Engine Induction, Force-Air (W30)*
Radiator, Heavy-Duty (V01 or V02)*
Transmission, 4-Speed Floor-Shift (Close-Ratio, M21; Wide-Ratio, M20)*
Transmission, Turbo Hydra-Matic 400 (M40)
Transmission Auxiliary Oil Cooler (M55)*

Chassis

Brakes, Pedal-Ease Power (J50) or Power with Front Disc (JL2)
Shock Absorbers, Superlift Rear (G66)*
Springs, Heavy-Duty Rear (G51)*
Steering, Roto-Matic Power (N40)
Tires, Blackwall Wide-Oval Polyester-Cord (PL5) . . . *F70 x 14"*
Tires, Red-Stripe Fiberglass-Belted (P81) . . . *F70 x 14"*
Tires, White-Line Wide-Oval Nylon-Cord (P26) . . . *F70 x 14"*

*Availability depends on other equipment. See Equipment Descriptions Section for details.

AMA-40A

24800

AMA Specifications—Passenger Car

The information contained herein is prepared, distributed by, and is solely the responsibility of the automobile manufacturing company to whose products it relates. Questions concerning these specifications should be directed to the manufacturer whose address is shown below. This uniform specification form was developed by the automobile manufacturing companies under the auspices of the Automobile Manufacturers Association.

MANUFACTURER	CAR NAME	
OLDSMOBILE	4-4-2	
MAILING ADDRESS	MODEL YEAR	ISSUED: 7-12-68
LANSING, MICHIGAN 48921	1969	REVISED (e)

NOTES:
1. The General Specifications herein are those in effect at date of compilation and are subject to change without notice by the manufacturer.
2. UNLESS OTHERWISE INDICATED:
   a. Specifications apply to standard models without optional equipment. Significant deviations are noted.
   b. Nominal design dimensions are used throughout these specifications.

TABLE OF CONTENTS

Car & Body Dimensions 1,2
Engine – Mechanical 4
Electrical 12
Drive Units 14
Brakes 18, 19
Steering 20
Suspensions 21
Weights 24
Index 27

BODY – TYPES AND STYLE NAMES –

Body type, style names; use manufacturer's code for series & body style.

	4-4-2
	34400
67	
Convertible	X
77	
Club Coupe	X
87	
Hardtop Coupe	X

AMA Specifications—Passenger Car

Page 1

MAKE OF CAR OLDSMOBILE MODEL YEAR 1969 DATE ISSUED 7-12-68 REVISED (•)

CAR AND BODY DIMENSIONS

See Pages 25, 26 for SAE Dimension Definitions

(All dimensions in inches unless otherwise indicated)

All dimensions to ground are for comparative purposes only. Dimensions are to be shown for: 4-Dr. Sedan, 2-Dr. H.T., 4-Dr. H.T., Convertible and Station Wagon.

MODEL		SAE Ref. No.	4-4-2
WIDTH			
Track – Front		W101	59.0
Track – Rear		W102	59.0
Maximum overall car width		W103	76.2
Body width at No. 2 pillar		W117	73.8
LENGTH			
Body "O" to front of dash		L 30	0.0
Wheelbase		L101	112.0
Overall car length		L103	201.9
Overhang – front		L104	41.0
Overhang – rear		L105	48.9
Body upper structure length		L123	102.8
Body "O" line to ℄ of rear wheel		L127	95.6
Body "O" line to w/s cowl point		L130	NA
HEIGHT			
Passenger Distribution (front & rear)			2-3
Trunk/Cargo load (lbs.)			200
Overall height		H101	52.8
Cowl height		H114	37.7
Deck height		H138	NA
Rocker panel – front	To ground	H112	8.4
	From front wheel ℄		NA
Rocker panel – rear	To ground	H111	7.9
	From rear wheel ℄		NA
Windshield slope angle		H122	53.1°
GROUND CLEARANCE			
Bumper to ground – front		H102	13.3
Bumper to ground – rear		H104	12.9
Angle of approach		H106	24.7
Angle of departure		H107	18.8
Ramp breakover angle		H147	12.5
Min. running clearance (Specify)		H156	5.5

AMA Specifications—Passenger Car

MAKE OF CAR OLDSMOBILE MODEL YEAR 1969 DATE ISSUED 7-12-68 REVISED (0)

CAR AND BODY DIMENSIONS

See Pages 25, 26 for SAE Dimension Definitions

(All dimensions in inches unless otherwise indicated)

MODEL	SAE Ref. No.	4-4-2
FRONT COMPARTMENT		
Effective head room	H61	38.2
Max. eff. leg room – accelerator	L34	41.5
H Point to Heel point	H30	7.9
H Point travel	L17	4.8
Shoulder room	W 3	58.3
Hip room	W 5	59.7
Upper body opening to ground	H50	NA
REAR COMPARTMENT		
H Point couple distance	L50	30.7
Effective head room	H63	36.3
Min. effective leg room	L51	34.1
H Point to Heel point	H31	9.9
Min. knee room	L48	1.5
Rear Compartment room	L 3	24.3
Shoulder room	W 4	57.1
Hip room	W 6	53.0
Upper body opening to ground	H51	NA
LUGGAGE COMPARTMENT		
Usable luggage capacity	V 1	17.0
Liftover height	H195	
Position of spare tire storage		Flat on Right Side of Trunk
Method of holding lid open		Counter Balanced - Torsion Bar
STATION WAGON – THIRD SEAT		
Shoulder Room	W85	
Hip room	W86	
Effective leg room	L86	
Effective head room	H86	
Seat facing direction		
STATION WAGON – CARGO SPACE		
Cargo length at floor – front seat	L202	
Cargo length at belt – front seat	L204	
Cargo width – Wheelhouse	W201	
Opening width at belt	W204	
Maximum cargo height	H201	
Rear opening height	H202	
Cargo volume index (cu. ft.) $\frac{W4 \times L204 \times H201}{1728}$	V2	

AMA Specifications—Passenger Car

Page 3

MAKE OF CAR OLDSMOBILE MODEL YEAR 1969 DATE ISSUED 7-12-68 REVISED (•)

4-4-2

POWER TEAMS

(Indicate whether standard or optional)

MODEL AVAILABILITY	ENGINE					TRANSMISSION	AXLE RATIO (Std. first) (Indicate A C ratio)
	Displ. cu. in.	Carburetor	Compr. Ratio	BHP RPM	Torque RPM		
34467 (STD) SM	400	4Bbl.	10.5	350	440	3-Speed Manual	3.23,3.08,3.42,3.91
34477 (STD) SM				@	@	4-Speed Manual (Wide Ratio)	3.42,3.08,3.23;A/C 3.23,3.0
34487 (STD) SM				4800	3200	4-Speed Manual (Close Ratio)	3.91,3.42
34467 (STD) AT	400	4Bbl.	10.5	325	440	Turbo HMT - 400	3.08,2.56,2.78,3.23,3.42 3.91
34477 (STD) AT				@	@		
34487 (STD) AT				4600	3000		
34477 (OPT)	400	4Bbl.	10.5	360	440	4-Speed Manual (Close Ratio)	4.33, 3.42, 3.91
34487 (OPT)	(W30)			@	@	Turbo HMT - 400	3.42, 3.91, 4.33
				5400	3600		

Limited slip axle mandatory with 3.42, 3.91 and 4.33 ratios.
A/C not available with 3.42, 3.91 or 4.33 axle ratios.
4.33 and 4.66 available as dealer option.

AMA Specifications—Passenger Car

Page 4

MAKE OF CAR OLDSMOBILE MODEL YEAR 1969 DATE ISSUED 7-12-68 REVISED (•)

MODEL		4-4-2

ENGINE – GENERAL

Type, no. cyls., valve arr.		90° OHV V-8
Bore and stroke (nominal)		3.870 X 4.250
Piston displacement, cu. in.		400
Bore spacing (℄ to ℄)		4.625
No. system (front to rear)	L. Bank	1-3-5-7
	R. Bank	2-4-6-8
Firing order		1-8-4-3-5-6-7-2
Compres. ratio (nominal)		10.5:1
Cylinder Head Material		Cast Iron
Cylinder Block Material		Cast Iron
Cyl. Sleeve-Wet,dry,none		None
Number of mtg. points	Front	Two
	Rear	One
Engine installation angle		4° 37'
Taxable horsepower $\frac{Dia^2 \times No.\ Cyl.}{2.5}$		47.926
Publishing max. bhp* @ eng. RPM		350 @ 4800 (SMT) 325 @ 4600 (AMT)
Publishing max. torque * (lb. ft. @ RPM)		440 @ 3200 (SMT) 440 @ 3000 (AMT)
Recommended fuel regular – premium		Premium

ENGINE – PISTONS

Material			Aluminum Alloy
Description and finish			Autothermic, Cam Grind, Tin Plate, Steel Strut
Weight (piston only) oz.			21.094
Clearance (limits)	Top land		.032 - .043
	Skirt	Top	----------
		Bottom	.001 - .002 *
Ring groove depth	No. 1 ring		.205 - .212
	No. 2 ring		.205 - .212
	No. 3 ring		.195 - .202
	No. 4 ring		----------

* Max. bhp (brake horsepower) and max. torque corrected to 60° F and 29.92 in. Hg atmospheric pressure.

* Measured .50 Below ℄ of Piston Pin

AMA Specifications—Passenger Car

Page 4 A

MAKE OF CAR OLDSMOBILE MODEL YEAR 1969 DATE ISSUED 7-12-68 REVISED (e)

MODEL 442 (W30)

ENGINE – GENERAL

Type, no. cyls., valve arr.		
Bore and stroke (nominal)		
Piston displacement, cu. in.		
Bore spacing (℄ to ℄)		
No. system (front to rear)	L. Bank	
	R. Bank	
Firing order		
Compres. ratio (nominal)		
Cylinder Head Material		
Cylinder Block Material		
Cyl. Sleeve-Wet, dry, none		
Number of mtg. points	Front	
	Rear	
Engine installation angle		
Taxable horsepower $\frac{Dia^2 \times No.\ Cyl.}{2.5}$		
Publishing max. bhp* @ eng. RPM		360 @ 5400
Publishing max. torque * (lb. ft. @ RPM)		440 @ 3600
Recommended fuel regular – premium		

ENGINE – PISTONS

Material			
Description and finish			
Weight (piston only) oz.			
Clearance (limits)	Top land		
	Skirt	Top	
		Bottom	
Ring groove depth	No. 1 ring		
	No. 2 ring		
	No. 3 ring		
	No. 4 ring		

* Max. bhp (brake horsepower) and max. torque corrected to 60° F and 29.92 in. Hg atmospheric pressure.

Otherwise as Standard 442 (page 4).

AMA Specifications—Passenger Car

Page 5

MAKE OF CAR OLDSMOBILE MODEL YEAR 1969 DATE ISSUED 7-12-68 REVISED (•)

MODEL 4-4-2

ENGINE – RINGS

Function (top to bottom)	No. 1, oil or comp.	Compression
	No. 2, oil or comp.	Compression
	No. 3, oil or comp.	Oil
	No. 4, oil or comp.	None
Compression	Description - material, coating, etc.	Upper Ring - Cast Iron with Crowned andMolybdenum Plated O.D. Lower Ring - Cast Iron with Taper O.D. Face
	Width	.0770 = .0780
	Gap	.010 - .020
Oil	Description - material, coating, etc.	Two Rails - Spring Steel, Black Oxide Finish with Chrome Plated O.D. Spacer - Cold ROlled Spacer Steel
	Width	Rails: .0230 - .0252 Spacer: .1375 - .1335
	Gap	Rails: .015 - .055
Expanders		None

ENGINE – PISTON PINS

Material			SAE # 1019 or #1016
Length			2.980
Diameter			.9803 - .9807
Type	Locked in rod, in piston, floating, etc.		Pressed in Rod
	Bushing	In rod or piston	None
		Material	None
Clearance	In piston		.0003 - .0005 Loose
	In rod		.0008 - .0016 Press
Direction & amount offset in piston			.060 to R.H. of Cylinder Bore Centerline

ENGINE – CONNECTING RODS

Material		SAE #1140 STeel
Weight (oz.)		30.33
Length (center to center)		6.733 - 6.737
Bearing	Material & Type	Moraine 400 (GM 3889 Aluminum) Steel Backed
	Overall length	.821 - .831
	Clearance (limits)	.0004 - .0033
	End play	.002 - .011 2 Rods per Crankpin

AMA Specifications—Passenger Car

MAKE OF CAR OLDSMOBILE MODEL YEAR 1969 DATE ISSUED 7-12-68 REVISED (•)

MODEL 4-4-2

ENGINE – CRANKSHAFT

Material			Nodular Iron (STD) AISI #1049 Modified (OPT)
Vibration damper type			Tuned Rubber
End thrust taken by bearing (No.)			#3
Crankshaft end play			.004 - .008
Main bearing	Material & type		Moraine 400 (GM 3889-M Aluminum) Steel Backed
	Clearance		1-2-3-4:.0005 - .0021 5:.0020 - .0034
	Journal dia. and bearing overall length	No. 1	3.00 X .975
		No. 2	3.00 X .975
		No. 3	3.00 X 1.194
		No. 4	3.00 X .975
		No. 5	3.00 X 1.624
		No. 6	----
		No. 7	----
	Dir. & amt. cyl. offset		RH Bank .469 to Rear and LH Bank .469 Forward of Engine
Crankpin journal diameter			2.4988 - 2.4998

ENGINE – CAMSHAFT

Location			Center
Material			GM 6016M Alloy Cast IRon
Bearings	Material		Moraine 100 - Steel Backed Babbit GM 4167M
	Number		5
Type of Drive	Gear or chain		Chain
	Crankshaft gear or sprocket material		Sintered Iron or Hardened Steel
	Camshaft gear or sprocket material		Diecast Aluminum with Nylon Teeth
	Timing chain	No. of links	48
		Width	.875 (STD) .844 (OPT)
		Pitch	.500

ENGINE – VALVE SYSTEM

Hydraulic lifters (Std., opt., NA)		Standard
Valve rotator, type (intake, exhaust)		None
Rocker ratio		1.6:1
Operating tappet clearance (indicate hot or cold)	Intake	None
	Exhaust	None

(Continued)

AMA Specifications—Passenger Car

Page 7

MAKE OF CAR OLDSMOBILE MODEL YEAR 1969 DATE ISSUED 7-12-68 REVISED (•)

MODEL			SM (STD)	442 (Exc. W30)	AT (OPT)
ENGINE – VALVE SYSTEM (cont.)					
Timing (based on top of ramp points)	Intake	Opens (°BTC)	30°		21°
		Closes (°ABC)	76°		77°
		Duration - deg.	286°		278°
	Exhaust	Opens (°BBC)	78°		76°
		Closes (°ATC)	28°		26°
		Duration - deg.	286°		282°
	Valve opening overlap		58°		47°
Intake	Material			SAE # 1047 STeel	
	Overall length			4.703	
	Actual overall head dia.			2.067 - 2.077	
	Angle of seat & face			30°	
	Seat insert material			None	
	Stem diameter			.3432 - .3425	
	Stem to guide clearance			.0010 - .0027	
	Lift (@ zero lash)		.472		.430
	Outer spring press. & length	Valve closed (lb.@in.)		76 - 84 @ 1.670	
		Valve open (lb.@in.)		180 - 194 @ 1.270	
	Inner spring press. & length	Valve closed (lb.@in.)		Damper	
		Valve open (lb.@in.)		--------	
Exhaust	Material			GM #N82152 STeel	
	Overall length			4.695	
	Actual overall head dia.			1.629 - 1.619	
	Angle of seat & face			45° Seat 46° Face	
	Seat insert material			None	
	Stem diameter			.3427 - .3420	
	Stem to guide clearance			.0015 - .0032	
	Lift (@ zero lash)		.472		.432
	Outer spring press. & length	Valve closed (lb.@in.)		76-84 @ 1.670	
		Valve open (lb.@in.)		180-194 @ 1.270	
	Inner spring press. & length	Valve closed (lb.@in.)		Damper	
		Valve open (lb.@in.)		----------	

ENGINE – LUBRICATION SYSTEM

Type of lubrication (splash, pressure, nozzle)	Main bearings	Pressure
	Connecting rods	Pressure
	Piston pins	Splash
	Camshaft bearings	Pressure
	Tappets	Pressure
	Timing gear or chain	Pressure
	Cylinder walls	Pressure

(Continued)

AMA Specifications—Passenger Car

MAKE OF CAR OLDSMOBILE MODEL YEAR 1969 DATE ISSUED 7-12-68 REVISED (e)

MODEL 4-4-2 (W30)

ENGINE – VALVE SYSTEM (cont.)

Timing (based on top of ramp points)	Intake	Opens (°BTC)	56°
		Closes (°ABC)	92°
		Duration - deg.	328°
	Exhaust	Opens (°BBC)	96°
		Closes (°ATC)	52°
		Duration - deg.	328°
	Valve opening overlap		108°
Intake	Material		
	Overall length		
	Actual overall head dia.		
	Angle of seat & face		
	Seat insert material		
	Stem diameter		
	Stem to guide clearance		
	Lift (@ zero lash)		
	Outer spring press. & length	Valve closed (lb. @ in.)	
		Valve open (lb. @ in.)	
	Inner spring press. & length	Valve closed (lb. @ in.)	
		Valve open (lb. @ in.)	
Exhaust	Material		
	Overall length		
	Actual overall head dia.		
	Angle of seat & face		
	Seat insert material		
	Stem diameter		
	Stem to guide clearance		
	Lift (@ zero lash)		
	Outer spring press. & length	Valve closed (lb. @ in.)	
		Valve open (lb. @ in.)	
	Inner spring press. & length	Valve closed (lb. @ in.)	
		Valve open (lb. @ in.)	

ENGINE – LUBRICATION SYSTEM

Type of lubrication (splash, pressure, nozzle)	Main bearings	
	Connecting rods	
	Piston pins	
	Camshaft bearings	
	Tappets	
	Timing gear or chain	
	Cylinder walls	

(Continued)

OTHERWISE SAME AS STANDARD 4-4-2 (PAGE 7)

AMA Specifications—Passenger Car

Page 8

MAKE OF CAR OLDSMOBILE MODEL YEAR 1969 DATE ISSUED 7-12-68 REVISED (•)

MODEL 4-4-2

ENGINE – LUBRICATION SYSTEM (cont.)

Oil pump type	Gear
Normal oil pressure (lb. engine rpm)	35-50 @ 1500 RPM
Oil press. sending unit (elect. or mech.)	Electric
Type oil intake (floating, stationary)	Stationary
Oil filter system (full flow, part., other)	Full Flow
Filter replacement (element, complete)	Complete
Capacity of c case, less filter-refill (qt.)	4
Oil grade recommended (SAE viscosity and temperature range)	Above 20° F - 20W, 10W30, 10W40, 20W40 0° - 60° F - 10W, 5W30, 10W30, 10W40 Below 20° F - 5W, 5W20, 5W30
Engine Service Reqmt. (MM, MS, etc.)	MS

ENGINE – EXHAUST SYSTEM

Type (single, single with cross-over, dual, other)		Dual
Muffler No. & type (reverse flow, straight thru, separate resonator)		Two Straight Thru Mufflers
Exhaust pipe dia. (O.D., wall thick.)	Branch	None
	Main	2.25 x .076
Tail pipe dia. (O.D. & wall thickness)		2.00 x .060

ENGINE – CRANKCASE VENTILATION SYSTEM

Type (ventilates to atmos., induction system, other)		Standard	Positive Cranckase Ventilation
		Optional	None
Control Unit	Make and model		AC Ventilation Valve CV - 679C
	Location		Valve Cover
	Energy source (manifold vacuum, carburetor air stream, other)		Manifold Vacuum
	Control method (variable orifice, fixed orifice, other)		Variable Orifice
Complete system	Discharges (to intake manifold, carb. air intake, air cleaner intake, other)		Intake Manifold And Air Cleaner
	Air inlet (breather cap, carburetor air cleaner, other)		Ventilation Filter Located in Valve Cover
	Flame arrestor (screen, check valve, other)		Check In Ventilation Valve

AMA Specifications—Passenger Car

Page 9

MAKE OF CAR OLDSMOBILE MODEL YEAR 1969 DATE ISSUED 7-12-68 REVISED (e)

MODEL 4-4-2

ENGINE – EXHAUST EMISSION CONTROL

Type (Air injection, engine modifications, other)			Engine Modification *
Air Injection Pump	Type		None
	Displacement		
	Drive ratio		
	Drive type		
	Relief valve (type)		
	Filter (describe)		
Air Injection System	Air distribution (head, manifold, etc.)		None
	Point of entry		
	Injection tube I.D.		
	Check valve type		
	Backfire protection (type)		
Carburetor	Make		Standard
	Model		
	Barrel size		
	Idle speed	Drive	
		Neutral	
	Idle A/F mixture		
Distributor	Aux. Adv. Systems (type)		None
	Make		Standard
	Model		
	Cent'fgal adv. in crank degrees @ eng. rpm	Start (rpm)	
		Intermed. points deg. @ rpm	
		Max. deg. @ rpm	
	Vacuum adv. in crank degrees @ eng. rpm	Start (in Hg) Intermed. points deg. @ in. Hg Max. deg. @ in.	
	Vacuum Source		Ported
Timing - Crank degrees @ rpm			Standard
Cooling System			None
Exhaust System			None

* Exhaust emission is controlled by means of pre-heated air to carburetor, carburetor adjustment, engine timing, and idle setting.

AMA Specifications—Passenger Car

MAKE OF CAR OLDSMOBILE MODEL YEAR 1969 DATE ISSUED 7-12-68 REVISED (•)

MODEL 4-4-2

ENGINE – FUEL SYSTEM

(See supplemental page for Details of Fuel Injection, Supercharger, etc. if used)

Induction type: Carburetor, fuel injection, supercharger.			Carburetor
Fuel Tank	Refill capacity (U.S. gals.)		20
	Filler location		Behind License Plate Rear Bumper
Fuel Pump	Type (elec. or mech.)		Mechanical
	Locations		R.F. on Block
	Pressure range		6 PSI
Vacuum booster (std., optional, none)			None
Fuel Filter	Type		Paper and Saran Type
	Locations		Carburetor and Fuel Tank
Carburetor	Choke type		Automatic
	Intake manifold heat control (exhaust or water)		Exhaust
	Air cleaner type	Standard	Oil Wetted Paper Element (Temperate Controlled)
		Optional	Same As above Except With External Cold Air Intake (W30)
	Idle speed (spec. neutral or drive)	Manual	750 RPM in Nuetral
		Automatic	550 RPM is Drive
		Idle A/F mix.	NA

CARBURETOR SUPPLEMENTARY INFORMATION

Model Usage	Engine Displ.	Transmission	Carburetors		No. Used and Type	Barrel Size
			Make	Model		
34467 (STD) 34477 34487	400	Fully Synch. 3-Speed Std. 4-Speed Opt. Turbo HMT - 400 Optional	Rochester	4MV	1	Prim 1 3/8 Sec. 2 1/4

AMA Specifications—Passenger Car

Page 10A

MAKE OF CAR OLDSMOBILE MODEL YEAR 1969 DATE ISSUED 7-12-68 REVISED (o)

MODEL 442 (W30)

ENGINE – FUEL SYSTEM

(See supplemental page for Details of Fuel Injection, Supercharger, etc. if used)

Induction type: Carburetor, fuel injection, supercharger.			
Fuel Tank	Refill capacity (U.S. gals.)		
	Filler location		
Fuel Pump	Type (elec. or mech.)		
	Locations		
	Pressure range		
Vacuum booster (std., optional, none)			
Fuel Filter	Type		
	Locations		
Carburetor	Choke type		
	Intake manifold heat control (exhaust or water)		
	Air cleaner type	Standard	
		Optional	
	Idle speed (spec. neutral or drive)	Manual	800-850 RPM in Neutral
		Automatic	600-650 RPM in Drive
		Idle A/F mix.	

CARBURETOR SUPPLEMENTARY INFORMATION

Model Usage	Engine Displ.	Transmission	Carburetors		No. Used and Type	Barrel Size
			Make	Model		

Otherwise Same As STandard 442 (page 10)

AMA Specifications—Passenger Car

Page 11

MAKE OF CAR OLDSMOBILE MODEL YEAR 1969 DATE ISSUED 7-12-68 REVISED (•)

MODEL 4-4-2

ENGINE – COOLING SYSTEM

Type system (pressure, pressure vented, atmospheric, other)			Pressure
Radiator cap relief valve pressure			15 PSI
Circulation thermostat	Type (choke, bypass)		By Pass
	Starts to open at (°F)		195°
Water pump	Type (centrifugal, other)		Centrifugal
	GPM @ 1000 pump rpm		22
	Number of pumps		1
	Drive (V-belt, other)		V-Belt
	Bearing type		Ball
By-pass recirculation type (inter., ext.)			External
Radiator core type (cellular, tube and fin, other)			Tube and Center
Cooling system capacity	With heater (qt.)		16.2
	Without heater (qt.)		15.5
	Opt. equipment-specify (qt.)		17.2 - A/C
Water jackets full length of cyl. (yes, no)			Yes
Water all around cylinder (yes, no)			Yes
Radiator hose	Lower — Number and type (molded, straight)		One Molded
	Lower — Inside diameter		1.75
	Upper — Number and type (molded, straight)		One Molded
	Upper — Inside diameter		1.50
	By-pass — Number and type (molded, straight)		One - Molded
	By-pass — Inside diameter		.765 - .703
Fan	Number of blades & spacing	4 @ 76° (STD)	6 Staggered (A/C)
	Diameter	18.00 (STD)	19.00 (A/C)
	Ratio-fan to crankshaft rev.	.9083:1 (STD)	1.22:1 (A/C)
	Fan cutout type	Clutch (A/C Only)	
	Bearing type	Ball	
*Drive belts (indicate belt used by letter)	Fan	A (STD)	B (A/C)
	Generator or alternator	A (STD)	B (A/C)
	Water Pump	A (STD)	B (A/C)
	Power Steering	C (STD)	D (A/C)
	Air Conditioning		

* Drive Belt Dimensions	A	B	C	D	E	F	G	H	I	J	K
Angle of V	36°	36°	36°	36°	36°						
Nominal length (SAE)	51.50	57.56	44.11	45.19	59.70						
Width	.380	.380	.380	.380	.380						

AMA Specifications—Passenger Car

MAKE OF CAR OLDSMOBILE MODEL YEAR 1969 DATE ISSUED 7-12-68 REVISED (o)

MODEL 442 (W30)

ENGINE – COOLING SYSTEM

Type system (pressure, pressure vented, atmospheric, other)			
Radiator cap relief valve pressure			
Circulation thermostat	Type (choke, bypass)		
	Starts to open at (°F)		
Water pump	Type (centrifugal, other)		
	GPM @ 1000 pump rpm		
	Number of pumps		
	Drive (V-belt, other)		
	Bearing type		
By-poss recirculation type (inter., ext.)			
Radiator core type (cellular, tube and fin, other)			
Cooling system capacity	With heater (qt.)		
	Without heater (qt.)		
	Opt. equipment-specify (qt.)		
Water jackets full length of cyl. (yes, no)			
Water all around cylinder (yes, no)			
Radiator hose	Lower	Number and type (molded, straight)	
		Inside diameter	
	Upper	Number and type (molded, straight)	
		Inside diameter	
	By-pass	Number and type (molded, straight)	
		Inside diameter	
Fan	Number of blades & spacing		6 Staggered
	Diameter		19.00
	Ratio-fan to crankshaft rev.		.9083:1
	Fan cutout type		Clutch (STD)
	Bearing type		
*Drive belts (indicate belt used by letter)	Fan		
	Generator or alternator		
	Water Pump		
	Power Steering		
	Air Conditioning		
			OTHERWISE SAME AS STANDARD 442 (page 11)

* Drive Belt Dimensions	A	B	C	D	E	F	G	H	I	J	K
Angle of V											
Nominal length (SAE)											

AMA Specifications—Passenger Car

Page 12

MAKE OF CAR OLDSMOBILE MODEL YEAR 1969 DATE ISSUED 7-12-68 REVISED (•)

MODEL 4-4-2

ELECTRICAL – SUPPLY SYSTEM

Battery	Make and Model		Delco Remy - 1980036
	Voltage Rtg. & Total Plates		12V-66
	SAE Designation & Amp. Hr. Rtg.		25TA - 70 Amp Hr.
	Location		Engine Compartment - Front LH Side
	Terminal grounded		Negative
Generator or Alternator	Make		Delco Remy
	Model		1100853
	Type and rating		37 AMPS
	Output at engine idle (neutral)		26 AMPS
	Ratio–Gen. to Cr/s rev.		
Regulator	Make		Built in Alternator Eng Frame
	Model		
	Type		Solid State
	Cutout relay	Closing voltage generator rpm	None
		Reverse current to open	None
	Regulated	Voltage	NA
		Current	NA
	Voltage test conditions	Temperature	NA
		Load	NA
		Other	Tested with Alternator

ELECTRICAL – STARTING SYSTEM

Starting Motor	Make		Delco Remy
	Model		1108343
	Rotation (drive end view)		Clockwise
Motor control	Switch (solenoid, manual)		Solenoid
	Starting procedure		* 3 Speed and 4 Speed - Place gear shift lever in neutral. Turbo HMT - Leave shift lever in park.
Motor Drive	Engagement type		Solenoid Overrunning Clutch
	Pinion meshes (front, rear)		Front
	Number of teeth	Pinion	9
		Flywheel – Manual	166
		Flywheel – Auto.	166
	Flywheel tooth face width	Manual	.438
		Auto.	.438

* Initial Start - Depress gas pedal to floor to set choke. Turn ignition to start and release as soon as engine starts.

AMA Specifications—Passenger Car

Page 13

MAKE OF CAR OLDSMOBILE MODEL YEAR 1969 DATE ISSUED 7-12-68 REVISED (•)

MODEL 4-4-2

ELECTRICAL – IGNITION SYSTEM

Type	Conventional – Std., Opt., N.A.		Standard
	Transistorized – Std., Opt., N.A.		Dealer Installed Package
	Other (specify)		
Coil	Make		Delco Remy
	Model		1115216
	Amps	Engine stopped	4.0
		Engine idling	2.0
Distributor **	Make		Delco Remy
	Model		1111932 (STD)
	Cent'fgal adv. in c/shaft degrees @ engine rpm (nominal)	Start (rpm)	0°-2° @ 850 RPM (STD)
		Intermediate points deg. @ rpm	0°-4° @ 950 RPM (STD) 16°-20° @ 1800 RPM (STD)
		Max. deg. @ rpm	20°-24° @ 4000 RPM (STD)
	Vacuum adv. in c/shaft degrees @ in. Hg. (nominal)	Start (in. Hg.)	0°-3° @ 9 IN HG (STD)
		Intermediate points, deg. @ in. Hg.	0°-5.8° @ 10 IN HG (STD) 11.6°-18.2° @ 15 IN HG (STD) 19°-25.5° @ 18.5 IN HG (STD)
		Max. deg. in. Hg.	22.5°-25.5° @ 20.5 IN HG (STD)
	Breaker gap (in.)		.016
	Cam angle (deg.)		29° - 31°
	Breaker arm tension (oz.)		19 - 32
Timing	Crankshaft deg. @ rpm		2°BTC @ 850 RPM (SMT) 8° BTC @ 850 RPM (AMT)
	Mark location		Balancer Assembly
Spark Plug	Make		AC
	Model		AC 44S
	Thread (mm)		14 MM
	Tightening torque (lb. ft.)		30
	Gap		.030
Cable	Conductor type		Resistance
	Insulation type		Neophrene
	Spark plug protector		Nypolon

ELECTRICAL – SUPPRESSION

Locations & type	*

* Resistance Core SPark Spark Plug Leads and Coil Leads, By Pass Condensers at Alternator and at Regulator and Coil on Radio Equipped Cars.

** Centrifugal Advance and Vacuum Advance Figures are for Standard (Non-Transistorized) Ignition Only.

AMA Specifications—Passenger Car

Page 13A

MAKE OF CAR OLDSMOBILE MODEL YEAR 1969 DATE ISSUED 7-12-68 REVISED (e)

MODEL 442 (W30)

ELECTRICAL – IGNITION SYSTEM

Type	Conventional – Std., Opt., N.A.		
	Transistorized – Std., Opt., N.A.		
	Other (specify)		
Coil	Make		
	Model		
	Amps	Engine stopped	
		Engine idling	
Distributor	Make		
	Model		1111933
	Cent'fgal adv. in c/shaft degrees @ engine rpm (nominal)	Start (rpm)	0°-2° @ 650 RPM
		Intermediate points deg. @ rpm	1°-5° @ 900 RPM 14°-18° @ 2000 RPM
		Max. deg. @ rpm	18°-22° @ 3800 RPM
	Vacuum adv. in c/shaft degrees @ in. Hg. (nominal)	Start (in. Hg.)	0°-3.5° @ 11 IN HG
		Intermediate points, deg. @ in. Hg.	0°-6.5° @ 12 IN HG 8°-14.5° @ 15 IN HG 11°-17.5° @ 16.25 IN HG
		Max. deg. in. Hg.	14.5° - 18° @ 17.75 IN HG
	Breaker gap (in.)		
	Cam angle (deg.)		
	Breaker arm tension (oz.)		
Timing	Crankshaft deg. @ rpm		14° @ 1250 RPM
	Mark location		
Spark Plug	Make		
	Model		
	Thread (mm)		
	Tightening torque-(lb. ft.)		
	Gap		
Cable	Conductor type		
	Insulation type		
	Spark plug protector		

ELECTRICAL – SUPPRESSION

Locations & type	

Otherwise Same As STandard 442 (Page 13)

AMA Specifications—Passenger Car

Page 14

MAKE OF CAR OLDSMOBILE MODEL YEAR 1969 DATE ISSUED 7-12-68 REVISED (e)

MODEL 4-4-2

ELECTRICAL – INSTRUMENTS AND EQUIPMENT

Speed-ometer	Type	AC
	Trip odometer (yes,no)	No
Charge indicator – type		Indicator Lamp
Temperature indicator – type		Indicator Lamp
Oil pressure indicator – type		Indicator Lamp
Fuel indicator – type		Gauge
Other		Indicator Lamp
Wind-shield wiper	Type – Standard	2 Speed Electric
	Type – Optional	--
Wind-shield washer	Type – Standard	Push Button
	Type – Optional	--
Horn	Type	Vibrating
	Number used	2
	Amp draw (each)	5.2 - 5.7

DRIVE UNITS – CLUTCH (Manual Transmission)

Make & type		Borg & Beck - Single Plate
Type pressure plate springs		Belleville
Total spring load (lb.)		2450 - 2750 Assemblies
No. of clutch driven discs		One
Clutch facing	Material	Woven Asbestos
	Outside & inside dia.	11.0 x 6.5
	Total eff. area (sq.in.)	123.7
	Thickness	One .135 and one .150
	Engagement cushioning method	Flat Springs
Release bearing	Type & method of lubrication	Ball Permanent
Torsional damping	Methods: springs, friction material	Coil Spring - Steel Friction

AMA Specifications—Passenger Car

Page 15

MAKE OF CAR OLDSMOBILE MODEL YEAR 1969 DATE ISSUED 7-12-68 REVISED (e)

MODEL	4-4-2

DRIVE UNITS – TRANSMISSIONS

Manual 3-speed (std. or opt.)	Standard
Manual 4-speed (std. or opt.)	Optional
Manual with overdrive (std. or opt.)	N.A.
Automatic (std. or opt.)	Optional

DRIVE UNITS – MANUAL TRANS.

Number of forward speeds			3
Transmission ratios	In first		2.42
	In second		1.61
	In third		1.00
	In fourth		--
	In reverse		2.33
Synchronous meshing, specify gears			1-2-3
Shift lever location			Floor
Lubricant	Capacity (pt.)		4.90
	Type recommended		Multipurpose
	SAE viscosity number	Summer	80 or 90
		Winter	80 or 90
		Extreme cold	80 or 90

DRIVE UNITS – MANUAL TRANS. W/OVERDRIVE

(For transmission data see manual transmission section)

Type (planetary or other)			N.A.
Manual lockout (yes, no)			
Downshift accelerator control (yes, no)			
Minimum cut-in speed			
Gear ratio			
Lubricant	Capacity (pt.) (Overdrive only)		
	Separate filler (yes, no)		
	Type recommended		
	SAE viscosity number	Summer	
		Winter	
		Extreme cold	

AMA Specifications—Passenger Car

Page 16

MAKE OF CAR OLDSMOBILE MODEL YEAR 1969 DATE ISSUED 7-12-68 REVISED (•)

MODEL 4-4-2

DRIVE UNITS – AUTOMATIC TRANSMISSION

Trade name		Turbo Hydra-Matic					
Type describe		3-Speed Torque Converter					
Selector location		Lever-Column Mounted					
List gear ratios Selector Pattern and indicate which are used in each selector position		P Park	R Reverse	N Neutral	D Drive	S Super	L Low
		--	2.08	--	2.48	2.48	2.48
		--	--	--	1.48	1.48	--
		--	--	--	1.00	--	--
Max. upshift speed–drive range		1-2 45-50 MPH				2-3 79-84 MPH	
Max. kickdown speed–drive range		2-1 28-33 MPH				3-2 68-73 MPH	
Torque convertor	Number of elements	3					
	Max. ratio at stall	2.30 Fixed Stator					
	Type of cooling (air, liquid)	Water					
	Nominal diameter	13.6					
Lubricant	Capacity–refill (pt.)	8					
	Type recommended	Dexron					
Special transmission features		Part Throttle 3-2 Downshift Up To 45 MPH To Provide Added Performance					

DRIVE UNITS – PROPELLER SHAFT

Number used		One
Type (straight tube, tube-in-tube, internal-external damper, etc.)		Exposed
Outer diam. x length* x wall thickness	Manual 3-speed trans.	3.00 x 56.00 x .065
	Manual 4-speed trans.	3.00 x 56.00 x .065
	Overdrive transmission	N.A.
	Automatic transmission	3.25 x 55.10 x .065

* Center to center of universal joints, or to centerline of rear attachment.

(Continued)

AMA Specifications—Passenger Car

Page 17

MAKE OF CAR OLDSMOBILE MODEL YEAR 1969 DATE ISSUED 7-12-68 REVISED (•)

MODEL 4-4-2

DRIVE UNITS – PROPELLER SHAFT (cont.)

Intermediate bearing	Type (plain, anti-friction)		None	
	Lubrication (fitting, prepack)		None	
Slip Yoke	Type		Involute Spline	
	Number of teeth		27 Manual	32 Automatic
	Spline O.D.		1.1760	1.395
Universal joints	Make and Mfg. No.		Saginaw Steering Gear	
	Number used		Two	
	Type (ball and trunnion, cross)		Cross	
	Rear attach. (u-bolt, clamp, etc.)		U-Bolt	
	Bearing	Type (plain, anti-friction)	Anti-Friction	
		Lubric. (fitting, prepack)	Pre-Pack	
Drive taken through (torque tube or arms, springs)			Arms	
Torque taken through (torque tube or arms, springs)			Arms	

DRIVE UNITS – AXLE

Type (front, rear)			Rear
Description			Salisbury Live Hypoid - Semi-Floating
Limited Slip differential, type			Multiple Plate Clutch - "S" Shaped Pre-Load Spring
Drive Pinion Offset			1.75
No. of differential pinions			2
Pinion adjustment (shim, other)			Shim
Pinion bearing adj. (shim, other)			Collapsing Spacer
Wheel bearing type			Ball
Lubricant	Capacity (pt.)		3.69
	Type recommended		GM 4744M (Standard), Mobile XRP 464-BD-M (L.S.)
	SAE viscosity number	Summer	80 - 90
		Winter	80 - 90
		Extreme cold	80 - 90

AXLE RATIO TOOTH COMBINATIONS

(See page 3 for axle ratio usage)

Axle ratio		3.08	3.23	3.42	3.91	4.33
No. of teeth	Pinion	13	13	12	11	9
	Ring gear	40	42	41	43	39
Ring Gear O.D.		8.560	8.555	8.552	8.543	8.542

AMA Specifications—Passenger Car

Page 18

MAKE OF CAR OLDSMOBILE MODEL YEAR 1969 DATE ISSUED 7-12-68 REVISED (•)

MODEL 4-4-2

DRIVE UNITS – WHEELS

Type & material		Welded Steel
Rim (size & flange type)	Std.	14 x 6JK
	Opt.	None
Attachment	Type (bolt or stud)	Stud
	Circle diameter	4.75
	Number and size	5 x 7/16

MODEL

DRIVE UNITS – TIRES

Standard	Size, ply rating, & ply		F70 x 14 2 Ply 4 Ply Rate
	Type (bias, radial, etc.)		Bias
	Full rated Inflation Press.	Front	25
		Rear	25
	Rev./Mile at 50 MPH		796
Optional	Size, ply rating, & ply		G70 x 14 - 2 Ply 4 Ply Rate G78 x 14 - 2 Ply 4 Ply (Belt) 4 Ply Rate (Carcass) 8.25 x 14 - 4 Ply (Nylon) 4 Ply Rate

BRAKES – PARKING

Type of control		Suspended Pedal
Location of control		Left Drivers Compartment
Operates on		Rear Brake
If separate from service brakes	Type (internal or external)	Not Separate
	Drum diameter	
	Lining size (length x width x thickness)	

AMA Specifications—Passenger Car

Page 19

MAKE OF CAR OLDSMOBILE MODEL YEAR 1969 DATE ISSUED 7-12-68 REVISED (•)

MODEL 4-4-2

BRAKES – SERVICE

Type (drum) or (disc & no. of pistons)					Drum
Self adjusting (std., opt., N.A.)					Standard
Special Valving	Type (proportion, delay, metering, other)				
Power brake make & type (remote, int., etc.)		Std.			Optional
		Opt.			Integral
Effective area (sq. in.) *					166.8
Gross lining area (sq. in.) **					173.6
Swept area (sq. in.) ***					298.5
Front to Rear Effectiveness Relationship					60.67 Front
Drum	Diameter (nominal)	Front			9.5
		Rear			9.5
	Type and material				Centrifugal Cast Iron in Steel Shell - Composite Opt. Rear
Rotor	Outer working diameter				
	Inner working diameter				
	Working width				
	Material & type (vented/solid)				
Wheel cylinder bore	Front				1 1/8
	Rear				15/16
Master Cylinder	Bore				1.00
	displacement distribution	Front	%		59%
		Rear	%		41%
Pedal arc ratio					3.5
Line pressure at 100 lb. pedal load					710 psi (Manual) - 1180 psi (Power)
Shoe Clearance	Front				.015
	Rear				.015
Brake lining	Bonded or riveted				Riveted
	Front Wheel	Material			Marshall H3144 Primary - H3122 Secondary
		Size (length x width x thickness)	Prim. or outboard		7.48 x 2.50 x .166
			Second. or inboard		9.88 x 2.50 x .231
		Segments per shoe			One
	Rear Wheel	Material			Marshall H3144 Primary - H3122 Secondary
		Size (length x width x thickness)	Prim. or outboard		7.48 x 2.50 x .166
			Second. or inboard		9.88 x 2.50 x .231
		Segments per shoe			One

* Excludes rivet holes, grooves, chamfers, etc. ** Includes rivet holes, grooves, chamfers, etc.

*** Total swept area for four brakes. (Widest lining contact width for each brake x its contact circumference.)

AMA Specifications—Passenger Car

MAKE OF CAR OLDSMOBILE MODEL YEAR 1969 DATE ISSUED 7-12-68 REVISED (e)

MODEL 4-4-2

BRAKES – SERVICE

					OPTIONAL DISC BRAKE	
Type (drum) or (disc & no. of pistons)					Disc Single Piston Front	Drum Rear
Self adjusting (std., opt., N.A.)					Standard	
Special Valving	Type (proportion, delay, metering, other)				Metering	
Power brake make & type (remote, int., etc.)		Std.			Standard	
		Opt.			Delco Moraine - Integral	
Effective area (sq. in.) *					36.33	66.1
Gross lining area (sq. in.) **					40.25	69.44
Swept area (sq. in.) ***					216.18	119.38
Front to Rear Effectiveness Relationship					68.0 Front	
Drum	Diameter (nominal)	Front				
		Rear				9.5
	Type and material					Cast Iron Rear (Optional)
Rotor	Outer working diameter				10.88	
	Inner working diameter				7.12	
	Working width				1.06	
	Material & type (vented/solid)				Vented Cast Iron	
Wheel cylinder bore	Front				2 15/16	
	Rear					13/16
Master Cylinder	Bore				1 1/8 Dual	
	displacement distribution	Front	%		75	
		Rear	%		25	
Pedal arc ratio					3.5	
Line pressure at 100 lb. pedal load					960	
Shoe Clearance	Front				.000	
	Rear					.015
Brake lining	Bonded or riveted				Riveted	
	Front Wheel	Material			JM-1499	
		Size (length x width x thickness)	Prim. or outboard		5.40 x 1.92 x .41	
			Second. or inboard		5.40 x 1.92 x .44	
		Segments per shoe			One	
	Rear Wheel	Material				Marshall H-3144 Pri.; H-3152 Sec.
		Size (length x width x thickness)	Prim. or outboard			7.48 x 2.00 x .166
			Second. or inboard			9.88 x 2.00 x .231
		Segments per shoe				One

* Excludes rivet holes, grooves, chamfers, etc. ** Includes rivet holes, grooves, chamfers, etc.

*** Total swept area for four brakes. (Widest lining contact width for each brake x its contact circumference.)

AMA Specifications—Passenger Car

Page 20

MAKE OF CAR OLDSMOBILE MODEL YEAR 1969 DATE ISSUED 7-12-68 REVISED (e)

MODEL					442
STEERING					
Manual (std., opt., NA)					Std.
Power (std., opt., NA)					Opt.
Adjustable steering wheel (tilt, swing, other)		Type and description			Tilt-A-Way
		(std., opt., NA)			Opt.
Wheel diameter		Manual			15.50
		Power			15.50
Turning diameter (feet)	Outside front	Wall to wall (l. & r.)			43.3
		Curb to curb (l. & r.)			40.0
	Inside rear	Wall to wall (l. & r.)			23.4
		Curb to curb (l. & r.)			24.2
Manual	Gear	Type			Ball Nut
		Make			Saginaw Steering Gear
		Ratios	Gear		24.0 : 1
			Overall		28.3 : 1
	No. wheel turns (stop to stop)				5.56 Lock to Lock
Power	Type (coaxial, linkage, etc.)				Integral Gear
	Make				Saginaw Steering Gear
	Gear	Type			Ball Nut
		Ratios	Gear		17.5 : 1
			Overall		20.7 : 1
	Pump driven by				Belt from Crank
	No. wheel turns (stop to stop)				4.3 Lock to Lock
Linkage	Type				Parallelogram
	Location (front or rear of wheels, other)				Front
	Drag link (trans. or longit.)				Transverse
	Tie rods (one or two)				Two
Steering Axis	Inclination at camber (deg.)				9° At + 1° Camber
	Bearings (type)	Upper			Ball Joint
		Lower			Ball Joint
		Thrust			Ball Joint
Whl. Align. (range at curb wt. & preferred)	Caster (deg.)				Range - 1/2° to - 2°
	Camber (deg.)				Range - 1/4° to + 1/2°
	Toe-in (outside track inches)				1/8 to 1/4
Steering spindle & joint type					Ball Joint
Wheel Spindle	Diameter	Inner bearing			1.2497 - 1.2492
		Outer bearing			.7496 - .7491
	Thread size				3/4 - 20
	Bearing type				Tapered Roller

AMA Specifications—Passenger Car

Page 21

MAKE OF CAR OLDSMOBILE MODEL YEAR 1969 DATE ISSUED 7-12-68 REVISED (•)

MODEL	442

SUSPENSION – GENERAL

(See Supplement page for details on Air Suspension)

Provision for car leveling		None
Provision for brake dip control		Counter Drive of Suspension
Provision for acc. squat control		Rear Suspension Upper Control Arms
Special provisions for car jacking		None
Shock absorber front & rear	Type	Direct Acting
	Make	Delco
	Piston dia.	1.00
Other special features		

SUSPENSION – FRONT

Type and description		Independent Coil Spring
Spring	Type	Coil
	Material	SAE 9260
	Size (coil design height & I.D. bar length x dia.)	11.3 Design Height 3.60 I.D. 114.37 Long X .639 Dia.
	Spring rate (lb. per in.)	435
	Rate at wheel (lb. per in.)	158
Stabilizer	Type (link, linkless, frameless)	Link
	Material & bar diameter	Sae 1070 .937 Dia.

SUSPENSION -- REAR

Type and description			Link Coil Spring
Drive and torque taken through			Arms
Spring	Type		Coil
	Material		SAE 9260
	Size (length x width, coil design height & I.D.; bar length & dia.)		7.62 Design Height - 5.50 I.D. 85.8 Long X .560 Dia.
	Spring rate (lb. per in.)		109.4
	Rate at wheel (lb. per in.)		150.0
	Mounting insulation type		Rubber
	If leaf	No. of leaves	None
		Shackle (comp. or tens.)	None
Stabilizer	Type (link, linkless, frameless)		Linkless
	Material		SAE 1070 .875 Dia.
Track bar type			None

AMA Specifications—Passenger Car

Page 21

MAKE OF CAR OLDSMOBILE MODEL YEAR 1969 DATE ISSUED 7-12-68 REVISED (•)

MODEL	442

SUSPENSION – GENERAL

(See Supplement page for details on Air Suspension)

Provision for car leveling		None
Provision for brake dip control		Counter Drive of Suspension
Provision for acc. squat control		Rear Suspension Upper Control Arms
Special provisions for car jacking		None
Shock absorber front & rear	Type	Direct Acting
	Make	Delco
	Piston dia.	1.00
Other special features		

SUSPENSION – FRONT

Type and description		Independent Coil Spring
Spring	Type	Coil
	Material	SAE 9260
	Size (coil design height & I.D. bar length x dia.)	11.3 Design Height 3.60 I.D. 114.37 Long X .639 Dia.
	Spring rate (lb. per in.)	435
	Rate at wheel (lb. per in.)	158
Stabilizer	Type (link, linkless, frameless)	Link
	Material & bar diameter	Sae 1070 .937 Dia.

SUSPENSION -- REAR

Type and description			Link Coil Spring
Drive and torque taken through			Arms
Spring	Type		Coil
	Material		SAE 9260
	Size (length x width, coil design height & I.D.; bar length & dia.)		7.62 Design Height - 5.50 I.D. 85.8 Long X .560 Dia.
	Spring rate (lb. per in.)		109.4
	Rate at wheel (lb. per in.)		150.0
	Mounting insulation type		Rubber
	If leaf	No. of leaves	None
		Shackle (comp. or tens.)	None
Stabilizer	Type (link, linkless, frameless)		Linkless
	Material		SAE 1070 .875 Dia.
Track bar type			None

AMA Specifications—Passenger Car

Page 22

MAKE OF CAR OLDSMOBILE MODEL YEAR 1969 DATE ISSUED 7-12-68 REVISED (•)

MODEL 4-4-2

FRAME

Type and description (Separate frame, unitized frame, partially - unitized frame)	Channel Section Side Rail 4 Cross Bar

BODY – MISCELLANEOUS INFORMATION

Drs. hinged (front, rr.)	Front doors	Front
	Rear doors	Front
Type of finish (lacquer, enamel, other)		Lacquer
Hood counterbalanced (yes, no)		Yes
Hood release control (internal, external)		External
Vehicle Indent. No. location		Instrument Panel (L.H.)
Engine No. location		Left Front Engine Block
Theft protection - type		Key Type Starting - Steering Column Lock
Vent window control method (crank, friction pivot)	Front	Crank (77 Model Only)
	Rear	None
Seat cushion type	Front	Zig Zag
	Rear	Zig Zag
	3rd seat	None
Seat back type	Front	Zig Zag
	Rear	Zig Zag
	3rd seat	None
Windshield glass type (i.e., single curved - laminated plate)		Single Cruved - Laminated Plate
Side glass type (i.e., curved - tempered plate)		Curved - Tempered Plate
Backlight glass type (i.e., compound curved - tempered plate, three piece)		Compound Curved - Tempered Plate
Windshield glass exposed surface area		1290.4
Side glass exposed surface area		2098.8
Backlight glass exposed surface area		1481.4
Total glass exposed surface area		4870.6

AMA Specifications—Passenger Car

Page 23

MAKE OF CAR OLDSMOBILE MODEL YEAR 1969 DATE ISSUED 7-12-68 REVISED (•)

MODEL 4-4-2

CONVENIENCE EQUIPMENT

(Indicate whether standard, optional or NA on each series)

Power windows	Side windows	Optional
	Vent windows	NA
	Backlight or tailgate	NA
Power seats (specify type as well as availability)		4 Way Bench Seat And Left Hand Only on Bucket Seats
Reclining front seat back (R-L or both)		NA
Front seat head restrainer (R-L or both)		Standard
Radios (specify type as well as availability)		Deluxe, AM-FM Stero Tape Optional
Rear seat speaker		Optional
Power antenna		Optional
Clock		Optional
Air conditioner (specify type and availability)		Optional
Speed warning device		Optional
Speed control device		Optional
Ignition lock lamp		NA
Dome lamp		Standard
Glove compartment lamp		Optional
Luggage compartment lamp		Optional
Underhood lamp		Optional
Courtesy lamp		Optional (STD in Convertibles)
Map lamp		Optional (STD in Convertibles)
Auto. trans. quad. lamp		Optional
Cornering light lamp		NA
Dual Brake Warning		Standard
Hazzard Flasher		STandard
Anti-Theft Buzzer		Standard
Anti-Theft Lock		Standard

LAMP HEIGHT AND SPACING

Height above ground to center of bulb or marker	Headlamp	Highest *	25.99
		Lowest	25.99
	Tail	Highest	28.63
		Lowest	None
	Sidemarker	Front	23.39
		Rear	27.53
Distance from C/L of car to center of bulb	Headlamp	Inside	23.16
		Outside *	30.67
	Tail	Inside	None
		Outside	29.15
	Directional	Front	28.80
		Rear	--------

* If single headlamps are used enter here.

AMA Specifications—Passenger Car

Page 24

MAKE OF CAR OLDSMOBILE MODEL YEAR 1969 DATE ISSUED 7-12-68 REVISED (e)

WEIGHTS

Model 4-4-2	CURB WEIGHT * POUNDS			% PASS. WEIGHT DISTRIBUTION				LIQUID WEIGHT	
				Pass. In Front		Pass. In Rear			
	Front	Rear	Total	Front	Rear	Front	Rear	Fuel	Coolant
34467			3738					122.0	35.7
34477			3660					122.0	35.7
34487			3670					122.0	35.7

Accessories & Equipment Differential Weights				Remarks
Turbo Hydra - Matic			+34	

*Reference – SAE Aerospace-Automotive drawing standards, Section E 1.02 (d).

AMA Specifications—Passenger Car

Page 25

CAR AND BODY DIMENSIONS

KEY SHEET

EXTERIOR CAR AND BODY DIMENSIONS

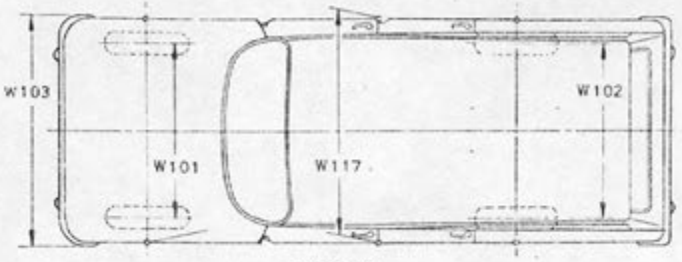

WIDTH

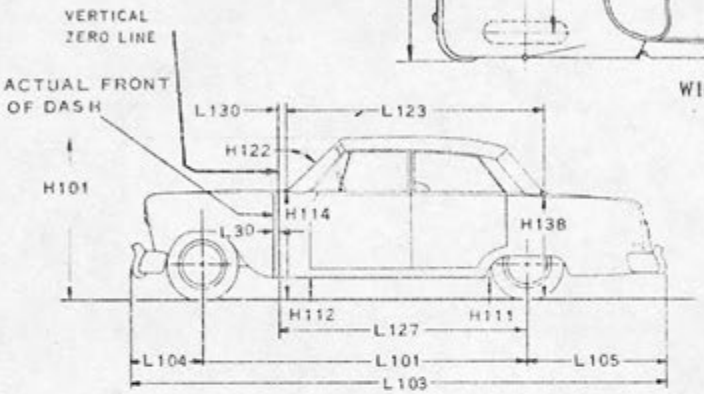

LENGTH & HEIGHT

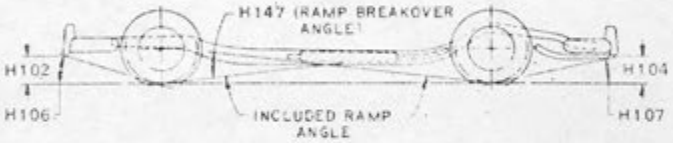

GROUND CLEARANCE

INTERIOR CAR AND BODY DIMENSIONS

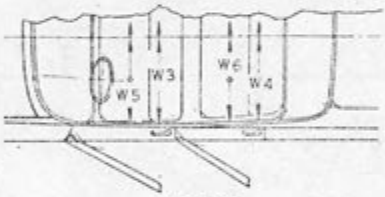

WIDTH

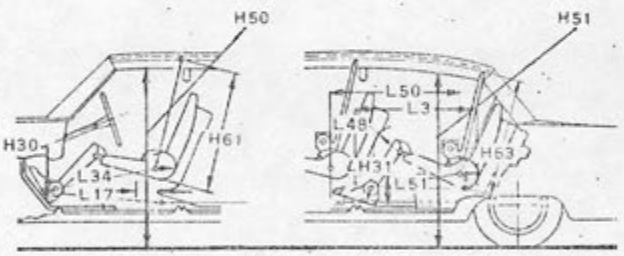

FRONT COMPT. REAR COMPT.

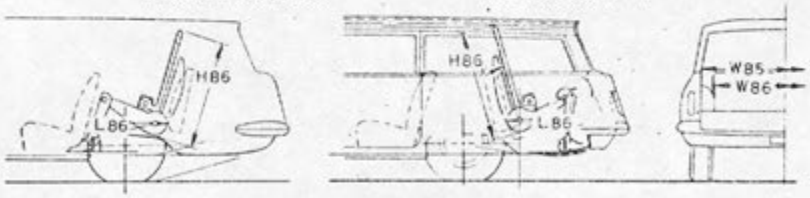

THIRD SEAT

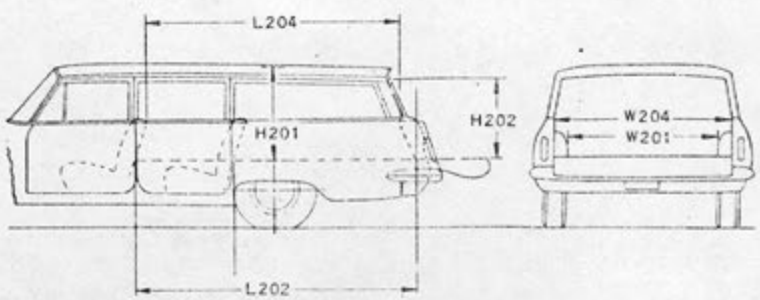

CARGO SPACE

AMA Specifications—Passenger Car

Page 26

CAR AND BODY DIMENSIONS
KEY SHEET
DIMENSION DEFINITIONS

EXTERIOR WIDTH DIMENSIONS

W101 WHEEL TREAD – FRONT. Measured at centerline of tires, with nominal camber, at ground.

W102 WHEEL TREAD – REAR. Measured at centerline of tires at ground.

W103 MAXIMUM OVERALL CAR WIDTH. Include bumpers, moldings, or sheet metal protrusions. Measured to outside of metal.

W117 MAXIMUM BODY WIDTH AT #2 PILLAR. Measured across body at #2 pillar, excluding hardware and applied moldings.

EXTERIOR LENGTH DIMENSIONS

L 30 VERTICAL ZERO LINE TO ACTUAL FRONT OF DASH. If actual Front of Dash is to the rear of Body Zero Line, it is identified by a minus (–) sign.

L101 WHEELBASE.

L103 OVERALL LENGTH. Include bumper guards if standard equipment.

L104 OVERHANG – FRONT. Measured from C/L of front wheels to front of car, including bumper guards if standard equipment.

L105 OVERHANG – REAR. Measured from C/L of rear wheels to rear of car, including bumper guards if standard equipment.

L123 BODY UPPER STRUCTURE LENGTH AT CAR CENTERLINE. The horizontal dimension from the Cowl Point to the Deck Point.

L127 VERTICAL ZERO LINE TO CENTERLINE OF REAR WHEELS. A horizontal dimension.

L130 VERTICAL ZERO LINE TO WINDSHIELD COWL POINT. The horizontal dimension from the vertical zero line to the theoretical intersection of extended windshield glass plane and normal cowl surface.

EXTERIOR HEIGHT DIMENSIONS

H101 OVERALL HEIGHT – DESIGN. Measured with the vehicle in Manufacturer's Design Weight attitude.

H114 COWL POINT TO GROUND. Measured at vehicle centerline.

H138 DECK POINT TO GROUND. Measured at vehicle centerline.

H112 ROCKER PANEL TO GROUND – FRONT. The vertical dimension from ground to bottom of rocker panel, excluding flanges. Measured to the outside of sheet metal at foremost point of rocker panel.

H111 ROCKER PANEL TO GROUND – REAR. The vertical dimension from ground to bottom of rocker panel, excluding flanges. Measured to the outside of sheet metal at front of rear wheel opening.

H122 WINDSHIELD SLOPE ANGLE. The angle between a vertical line and the windshield surface at car centerline. On compound-curved windshields the chord of the arc is used and limited to that section of the windshield comprehended by an 18-inch chord.

GROUND CLEARANCE DIMENSIONS

H102 BUMPER TO GROUND – FRONT. Minimum dimension, includes bumper guards.

H104 BUMPER TO GROUND – REAR. Minimum dimension, includes bumper guards.

H106 ANGLE OF APPROACH. The angle between ground and a line tangent to the front tire static loaded radius arc and the first point of interference, i.e., bumper, guard, gravel deflector, fender or other component, excluding license plate. This dimension may be determined graphically for reporting purposes.

H107 ANGLE OF DEPARTURE. The angle between ground and a line tangent to the rear tire static loaded radius arc and the first point of interference, i.e., bumper, guard, gravel deflector, tail pipe, fender or other component, excluding license plate. This dimension may be determined graphically for reporting purposes.

H147 RAMP BREAKOVER ANGLE. The supplement of included ramp angle (180° minus included ramp angle) over which car can pass without interference; measured with car sitting on a level surface, using lines tangent to arcs of front and rear static loaded radii and intersecting at point on underside of car which defines the smallest angle.

H156 MINIMUM RUNNING GROUND CLEARANCE. Location of measurement on the car is to be clearly recorded.

FRONT COMPARTMENT DIMENSIONS

H 61 EFFECTIVE HEAD ROOM – FRONT. The dimension from H Point to the headlining, plus a constant of 4.0 inches, measured along a line 8° to rear of vertical.

L 34 MAXIMUM EFFECTIVE LEG ROOM – ACCELERATOR. Measured along a diagonal line from the Manikin ankle pivot center to the H Point plus a constant of 10.0 inches. For treadle type accelerator pedals, the leg room is measured with the Manikin's right foot on the accelerator pedal and the Manikin Heel Point at Accelerator Heel Point. All other types of accelerator pedals will be measured with the Manikin foot angle set at 87° and the shoe touching the pedal.

H 30 H POINT TO HEEL POINT – FRONT. The vertical dimension from the H Point to the Accelerator Heel Point.

L 17 H POINT TRAVEL. The horizontal dimension between the H Point in the most forward and rearward seat positions.

FRONT COMPARTMENT DIMENSIONS (Cont.)

W 3 SHOULDER ROOM – FRONT. The minimum lateral dimensions between the door garnish moldings or nearest interference, measured at the H Point station.

W 5 HIP ROOM – FRONT. The lateral dimension through the H Point to trimmed body surfaces. Depress loose side wall cloth to trim foundation or other obstruction if such construction exists.

H 50 UPPER BODY OPENING TO GROUND – FRONT. The vertical dimension from a point on the trimmed body opening to the ground, measured at the H Point station.

REAR COMPARTMENT DIMENSIONS

L 50 H POINT COUPLE DISTANCE. The horizontal dimension from the front seat H Point to the rear seat H Point.

H 63 EFFECTIVE HEAD ROOM – REAR. The dimension from the H Point to the headlining, plus a constant of 4.0 inches, measured along a line 8° to rear of vertical.

L 51 MINIMUM EFFECTIVE LEG ROOM – REAR. Measured along a diagonal line from the ankle pivot center to the H Point plus a constant of 10.0 inches, with the foot positioned to the nearest interference between the seat structure and toe, instep or lower leg.

H 31 H POINT TO HEEL POINT – REAR. The vertical dimension from the H Point to the Manikin Heel Point on the depressed floor covering.

L 48 MINIMUM KNEE ROOM – REAR. The minimum dimension from the Manikin knee pivot center to the back of the front seat back.

L 3 REAR COMPARTMENT ROOM. The horizontal dimension from the back of front seat to front of rear seat back at height tangent to the top of rear seat cushion.

W 4 SHOULDER ROOM – REAR. The minimum lateral dimension between the door garnish molding or nearest interference. Measured at H Point station.

W 6 HIP ROOM – REAR. The lateral dimension through H Point to trimmed body surfaces. Depress loose side wall cloth to trim foundation or other obstruction when such construction exists.

H 51 UPPER BODY OPENING TO GROUND – REAR. The vertical dimension from a point on the trimmed body opening to the ground, measured 13.0 inches forward of the H Point.

LUGGAGE COMPARTMENT DIMENSIONS

V 1 LUGGAGE CAPACITY – USABLE. The total luggage compartment luggage capacity in cubic feet with the tire and tools in place.

H195 LIFTOVER HEIGHT. Vertical dimension from the highest point on the luggage compartment lower opening to ground, excluding corner radii.

STATION WAGON – THIRD SEAT DIMENSIONS

W 85 SHOULDER ROOM – THIRD SEAT. The minimum lateral dimension between the door garnish moldings or nearest interference. Measured at H Point station.

W 86 HIP ROOM – THIRD SEAT. The lateral dimension through H Point to trimmed surfaces.

L 86 EFFECTIVE LEG ROOM – THIRD SEAT. Measured along a diagonal line from ankle pivot center to H Point plus a constant of 10.0 inches. With rear-facing third seat, foot is positioned in foot well or to nearest interference with rear end or rear closure.

H 86 EFFECTIVE HEAD ROOM – THIRD SEAT. The dimension from H Point to the headlining, plus a constant of 4.0 inches. Measured along a line 8° to rear of vertical.

STATION WAGON – CARGO SPACE DIMENSIONS

L202 CARGO LENGTH AT FLOOR – FRONT SEAT. The horizontal dimension, measured at the floor level from the rear of the front seat back to the normal inside limiting interference on the tailgate, on the car centerline.

L204 CARGO LENGTH AT BELT – FRONT SEAT. The horizontal dimension measured from the top rear of front seat back to a vertical extension line from the normal inside limiting interference at the top of the tailgate, on the car centerline.

W201 CARGO WIDTH – WHEELHOUSE. The minimum horizontal dimension, measured between wheelhousings at floor level.

W204 OPENING WIDTH AT BELT. The minimum horizontal dimension, measured between the nearest normal inside limiting interferences of the rear opening at the top of the tailgate.

H201 MAXIMUM CARGO HEIGHT. The maximum vertical dimension, measured from the top of the floor covering to the headlining, on the car centerline.

H202 REAR OPENING HEIGHT. The vertical dimension measured from the top of the floor covering to the normal inside limiting interference at the top of the rear opening, on the car centerline, with both tail-and liftgates fully open.

V 2 CARGO VOLUME INDEX BEHIND FRONT SEAT. The total volume in cubic feet above the normal load floor and behind the front seat with the liftgate and tailgate closed.

$$\frac{W4 \times L204 \times H201}{1728}$$

AMA Specifications—Passenger Car

Page 27

INDEX

SUBJECT	PAGE NO.
Automatic Transmission	16
Axis, Steering	20
Axle, Rear	17
Battery	12
Bearings, Engine	5, 6, 7
Belts – Fan, Generator, Water Pump	11
Brakes – Parking, Service Power	18, 19
Camber	20
Camshaft	6
Capacities	
Cooling System	11
Fuel Tank	10
Lubricants	
Engine Crankcase	8
Transmission and Overdrive	15, 16
Rear Axle	17
Car and Body Dimensions	
Width	1
Length	1
Height	1
Ground Clearance	1
Front Compartment	2
Rear Compartment	2
Luggage Compartment	2
Station Wagon – Third Seat	2
Station Wagon – Cargo Space	2
Carburetor	3, 9, 10
Caster	20
Choke, Automatic	10
Clutch – Pedal Operated	14
Coil, Ignition	13
Connecting Rods	5
Convenience Equipment	23
Cooling System	11
Crankcase Ventilation System	8
Crankshaft	6
Cylinders and Cylinder Head	4
Dimension Definitions	
Key Sheet	25
Exterior & Interior	26
Distributor – Ignition	13
Electrical System	12, 13, 14
Engine	
Bore, Stroke, Displacement, Type	4
Compression Ratio	4
Firing Order, Cylinder Numbering	4
General Information, H.P. & Torque	4
Lubrication	7, 8
Power Teams	3
Exhaust Emission Control	9
Exhaust System	8
Equipment Availability	22
Fan, Cooling	11
Filters – Engine Oil, Fuel System	8, 10
Frame	22
Front Suspension	21
Fuel, Fuel Pump, Fuel System	4, 10
Fuel Injection	10
Generator and Regulator	12
Glass	22
Height (Lamps)	14
Headroom – Body	2
Heights – Car and Body	1
Horns	14
Horsepower – Brake	3, 4
Ignition System	13
Inflation – Tires	18
Instruments	14
Kingpin (Steering Axis)	20
Lamp height and spacing	23
Legroom	2
Lengths – Car and Body	1
Lifters, valve	6
Linings – Clutch, Brake	14, 19
Lubrication	7, 8, 14, 15, 16, 17
Luggage Compartment	2
Motor, Starting	12
Muffler	8
Overdrive	15
Piston Pins & Rings	4, 5
Pistons	4, 5
Power Brakes	19
Power Steering	20
Power Teams	3
Propeller Shaft, Universal Joints	16, 17
Pumps – Oil, Fuel	8, 10
Water	11
Radiator, Hoses	11
Ratios – Axle	3, 17
Compression	3, 4
Steering	20
Transmission	15, 16
Rear Axle	3, 17
Regulator – Generator	12
Rims	18
Rings, Piston	5
Rods – Connecting	5
Shock Absorbers, Front & Rear	21
Spark Plugs	13
Speedometer	14
Springs – Front & Rear Suspension	21
Valve, Engine	6
Stabilizer (Sway Bar) – Front & Rear	21
Starting System	12
Steering	20
Supply System	12
Suppression – Ignition, Radio	13
Suspension – Front & Rear	21
Tail Pipe	8
Thermostat, Cooling	11
Timing, Engine & Valve	6, 7, 13
Tires	18
Toe in	20
Torque Converter	16
Torque – Engine, Rated	3, 4
Transmission – Types	3, 10, 15, 16
Automatic	3, 10, 15, 16
Manual & Overdrive	3, 10, 15
Ratios	15, 16
Track	1
Trunk Luggage Capacity	2
Turning Diameter	20
Unitized Construction	22
Universal Joints, Propeller Shaft	16, 17
Valves – Intake & Exhaust	6, 7
Vibration Damper	6
Voltage Regulator	12
Water Pump	11
Weights	24
Wheel Alignment	20
Wheelbase	1
Wheels & Tires	18
Wheel Spindle	20
Widths – Car and Body	1
Windshield	22
Windshield Wiper	14

1969 OLDSMOBILE

Owner's manual

4-4-2
Cutlass Supreme
Cutlass
F-85
Station Wagons





THE GM MARK OF EXCELLENCE

This is the General Motors mark of excellence that appears on all Oldsmobile motor vehicles.

We use it in the same spirit with which craftsmen, through the centuries, have used a personal mark to identify the products of their skills: We are proud of the things we make, and we want our customers to be able to identify them easily and to know that we stand behind them.

Whenever you see this mark of excellence, you can be certain that it represents our very finest in design and engineering . . . that it has been built with care and dedication . . . and that it offers all the quality, reliability, safety and value that you have come to expect from Oldsmobile.

Your new 1969 Oldsmobile meets or exceeds all applicable U. S. Federal Motor Vehicle Safety Standards.

Effectiveness of these safety features can best be continued through regular vehicle inspection and maintenance.

OLDSMOBILE DIVISION
General Motors Corporation
Lansing, Michigan 48921

Important! For maximum performance and economy keep your GM car all GM. Specify General Motors Parts identified by one of these trade-marks.

1969 OLDSMOBILE OWNER'S MANUAL

OPERATION AND MAINTENANCE INSTRUCTIONS

Table of Contents

Section	Pages
1. Operating Instructions	5
2. Instruments	13
3. Controls	15
4. Station Wagons	26
5. Accessories	29
6. Guardian Maintenance	37
7. Lubrication Services	40
8. General Maintenance Services	43
9. Appearance Care	49
10. Maintenance Schedule	51
11. Technical Data	52

Important Safety and Anti-Theft Information to Help You Enjoy the Maximum in Vehicle Satisfaction

The contents of this publication were applicable and in effect at the time the manual was approved for printing. However, Oldsmobile Division reserves the right to discontinue or make changes in product design and specifications at any time without notice and without incurring any obligation.

© General Motors Corporation 1968

HIGHWAY SAFETY DEPENDS ON –

1. You, the Driver
2. The Condition of Your Vehicle
3. The Traffic and Highway Conditions

. . . BE SURE YOU UNDERSTAND ALL THREE!

REMEMBER Proper operation, periodic maintenance and safety inspections help provide . . .

- Economical Operation of Your Vehicle
- Safety for You and Your Passengers
- Dependable Transportation

OBSERVE ALL TRAFFIC LAWS — MAKE SAFE DRIVING A HABIT

SAFE DRIVER CHECK LIST

- ☐ **BRAKES**
  - PEDAL TRAVEL
  - FLUID LEVEL
- ☐ **LIGHTS**
  - BURNED OUT/BROKEN
  - HEADLAMP AIM
- ☐ **SIGNAL DEVICES**
  - TURN SIGNALS
  - HAZARD WARNING FLASHER
  - HORN
- ☐ **TIRES**
  - PRESSURE (check at least monthly)
  - CUTS AND BRUISES
  - UNEVEN WEAR
  - REMAINING TREAD
- ☐ **SEAT BELTS**
  - FASTENED
  - PROPERLY ADJUSTED
- ☐ **GLASS AND MIRRORS**
  - CRACKED, BROKEN OR MISSING
  - MIRROR ADJUSTMENT
- ☐ **STEERING CONTROL**
  - EXCESSIVE PLAY IN WHEEL
  - EXCESSIVE VIBRATION
  - BENT WHEELS
- ☐ **EXHAUST SYSTEM**
  - MISSING OR DAMAGED PARTS
  - LEAKS, ATTACHMENTS
- ☐ **PERSONAL CONDITION**
  - PHYSICAL
  - MENTAL
- ☐ **DRIVING CONDITIONS**
  - WEATHER
  - ROAD
  - TRAFFIC
- ☐ **SURROUNDINGS**
  - BEFORE DRIVING AWAY
  - WHILE DRIVING
- ☐ **CAR ADJUSTMENTS**
  - SEAT
  - MIRRORS
  - VENTILATION
  - STEERING WHEEL
  - HEAD RESTRAINTS
- ☐ **VISION**
  - WIPERS AND WASHERS
  - WIPER BLADES
  - WASHER FLUID
  - DEFROSTER — DEFOGGER
  - WINDOWS
- ☐ **SECURITY**
  - DOORS—CLOSED AND LOCKED
  - NO LOOSE PACKAGES OR CARGO
- ☐ **PASSENGERS**
  - PROPERLY BELTED
  - PROPERLY SEATED

DON'T INVITE CAR THEFT! An unlocked car with the key still in the ignition is an open invitation to theft.

REMEMBER! LOCK the ignition, LOCK all doors, TAKE the key – ALWAYS!

ANTI-THEFT IGNITION, STEERING AND TRANSMISSION LOCK

Your 1969 Oldsmobile has the latest advancement in theft protection — the new Anti-Theft Ignition, Steering and Transmission Lock. This new system locks the steering and transmission systems at the same time it locks the engine ignition system. It will greatly reduce the hazard of theft, if you use it properly.

When leaving your car unattended,

- **Set parking brake on manual transmission cars**
- **Place automatic transmission selector in Park (Reverse for manual transmission)**
- **Turn key to LOCK position**
- **Remove Key**
- **Lock all doors**

The ignition key warning buzzer warns you if you have left the key in the Anti-Theft Ignition, Steering and Transmission Lock when the driver's door is opened. Heed its warning — Remove the key and lock the doors. The visible vehicle identification number on the instrument panel aids in apprehension of thieves and recovery of stolen vehicles. Help it work; make sure it is not obscured by gloves, maps or other objects.

1969 WARRANTY

When purchased new, your Oldsmobile is covered by the Oldsmobile New Vehicle Warranty and the Policy on Oldsmobile Owner Service given to you by your Authorized Oldsmobile Dealer at the time of delivery.

GETTING ACQUAINTED WITH YOUR NEW OLDSMOBILE



Your 1969 Oldsmobile is the product of many years of experience, research and precision workmanship. It represents the latest advances in automotive engineering, design and styling.

In order to help you get the greatest possible satisfaction out of your Oldsmobile, this book has been prepared to familiarize you with the operations and to outline the steps which will enable you to keep your car in top condition.

Reading this manual — and heeding its recommendations — will pay off handsomely in troublefree, continuous enjoyment of your 1969 Oldsmobile.

The service emblem of our Oldsmobile Dealerships serves to remind them and their customers that quality, promptness and dependability in service are the foundation of good customer relationships. Whenever you need service, your Oldsmobile Dealer is equipped with the required specialized tools and equipment to give your car the very best of service care.

The service technicians of our Oldsmobile Dealerships carry the Service Guild shoulder patch which they receive after completing an intensive course of the Oldsmobile Service Guild. Their training includes special instruction at General Motors Training Centers and is a continuous program which keeps them abreast of changes and developments. These men are proud of their skill and stand ready to serve you.

OLDSMOBILE DIVISION
General Motors Corporation
Lansing, Michigan 48921

1 OPERATING INSTRUCTIONS

A Word About Your Keys



Two separate keys are provided for your car. Each key has a different cross section so that it can be inserted only in certain locks. The key with the square head and the letter "E" stamped on it operates the ignition switch, door locks and the tailgate on station wagons. The key with the oval head and the letter "H" is used for the luggage compartment and glove box door locks, as well as the center console lock on cars so equipped. These compartments should be locked and the key removed from the car should it be necessary to leave the ignition key with an attendant.

The code number of each key is stamped on a "knock-out" plug in the key head. Your Oldsmobile dealer removed the key plugs and placed them with the spare set of keys in the special key envelope that was given to you at the time of delivery. Record the numbers on the key envelope and discard the key plugs. Keep the key envelope in a safe place such as your wallet, NOT IN THE CAR, so that you can have duplicate keys made in the event the original keys are lost.

Door Locks

Front and rear side doors can be locked from the inside by depressing the passenger guard door lock buttons located on the upper door panel. All doors can be locked from the outside by first depressing the door lock button and depressing the outside door handle plunger while closing the door. Once closed, release the plunger and the door is locked.

The front doors can also be locked by using the square headed key.

All models have, as a standard safety feature, overriding door locks. When the doors are locked, the door latch mechanism is inoperative, preventing inadvertent opening of the door by movement of the inside handle.

CAUTION: Always lock the doors when driving for greater security in the event of an accident and for security against unauthorized entries. Do not close the vehicle door by applying pressure on the glass.

Anti-Theft Ignition, Steering and Transmission Lock

The anti-theft lock, located on the right side of the steering column, has five positions. Starting from the full counterclockwise position they are, accessory, lock, off, on and start. In "lock" position, the steering and shift mechanisms are automatically locked along with the ignition system to provide added theft protection for your car. The transmission selector lever must be in "park" on automatic transmission models, or reverse on standard transmission models, before the key can be turned to the "lock" position. The ignition switch "accessory" position per-

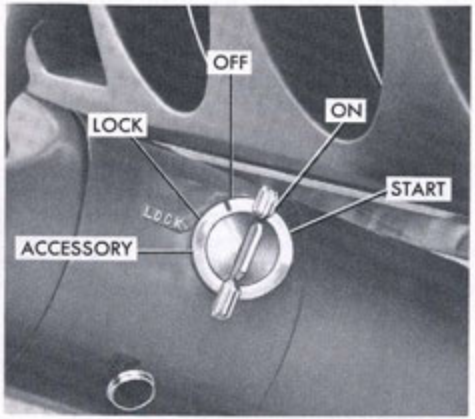

mits operation of electrical accessories when the engine is not running. The "off" position is provided so that the ignition can be turned off without locking the steering column or transmission linkage. The key can be inserted or withdrawn only when the switch is in the "lock" position.

Starting the Engine

1. Insert the key in the ignition switch and turn switch clockwise from "LOCK" to the "ON" position. On cars equipped with:

   Automatic Transmission—Place the transmission selector lever in "P" or "N" position, "P" preferred. A safety switch will prevent the starter from operating with the transmission in any other position.

   Manual Transmission — Depress and hold the clutch pedal to the floor to engage the starter safety switch. The starter will not operate until the clutch is fully depressed. (When the engine is started, be sure to select the proper gear range before releasing the clutch pedal.)

2. **If the Engine is Cold** — With the ignition in the "ON" position depress accelerator to the floor once, then slowly release. This sets the automatic choke and fast idle. With foot completely off the accelerator, turn the ignition key to the "Start" position and release the pressure on the key when the engine starts. Allow engine to run for a few seconds before engaging transmission in gear. If the car has been standing idle for several days or the temperature is zero degrees or below, it may be necessary to "pump" the accelerator pedal several times and then start per cold engine procedure.

3. **If Engine is Warm** — With the ignition in the "ON" position depress the accelerator halfway. Turn the ignition to the "START" position and release it as soon as the engine starts. If the engine does not start in a reasonable time, hold the accelerator to the floor (without pumping) while holding the key in the "START" position.

COLD WEATHER NOTE: Let the engine idle for a moment or two after starting and then drive at moderate speeds for several miles, especially during cold weather, to prevent unnecessary wear on the engine, transmission and differential.

Emergency Starting

If your Oldsmobile is equipped with a manual 3 or 4-speed transmission, it can be started in an emergency by pushing. When being pushed to start the engine, turn off all unnecessary electrical loads, turn ignition to "ON," depress the clutch, place the shift lever in high gear and release the parking brake. Release the clutch when the car speed reaches 10 to 15 miles per hour. Bumpers and other parts contacted by the pushing vehicle should be protected from the damage during pushing. Never tow the car to start.

NOTE: Engines in vehicles with automatic transmissions cannot be started by pushing the car. To start the car when the Energizer (battery) is discharged, use an auxiliary Ener-

gizer with jumper cables. **Be sure to observe correct polarity,** (positive terminal to positive terminal and negative terminal to negative terminal) when connecting the auxiliary Energizer to prevent possible damage to the electrical system.

EXHAUST GAS WARNING: Avoid inhaling exhaust gases especially in an enclosed area such as a garage. Exhaust gases contain a percentage of carbon monoxide which is a potentially lethal gas that, by itself, is tasteless, colorless and odorless. The exhaust system should be inspected for proper mounting, leaks and missing or damaged parts each time the vehicle is raised for lubrication or oil change service.

Automatic Transmissions

Automatic transmission shift quadrants of all GM cars continue the uniform sequence of selector positions. Shift indicators are arranged with "Park" position at one end, followed in sequence by "Reverse," "Neutral" and the forward driving ranges. All automatic transmissions are equipped with a starter safety-switch system designed to permit starting the engine only when the transmission selector is in the "Park" or "Neutral" position.

GOOD DRIVING PRACTICE: Before descending a steep or long grade, down a mountain or hillside, reduce speed and shift into a lower gear. Use the brakes sparingly to prevent them from overheating and thus reducing brake effectiveness.



Jetaway or Turbo Hydra-Matic

The shift indicator is located on the instrument panel just above the steering column and the selector lever on the right side of the steering column. On models with consoles, the shift indicator and selector lever are located on the console control panel. When



shifting to "Park," "R" or "L" position with the console shift, the ball on the shift lever must be depressed.

"Park" provides a positive transmission lock when parking or while starting the engine. Pull the selector lever towards you (column shift) or press the button on selector lever (console shift) to select or release this position. Never move the selector lever to "Park" position unless the car is completely stopped.

"R" Reverse position is for backing the car. Bring the car to a complete stop before moving the selector lever into reverse.

"N" Neutral is the out-of-gear position. It is provided for starting a stalled engine while the vehicle is in motion and for running the engine while standing with the brakes applied. Do not coast in neutral.

"D" Drive Range is the driving range for normal city and highway driving. This position permits the transmission to operate through its complete range of gear ratios and to select the proper ratio for road and load conditions.

"S" Super Range position, on the Turbo Hydra-Matic equipped car, is used when super performance is needed for increased acceleration in traffic, hill climbing or "engine braking" downhill. The selector lever may be moved from "D" to "S" and vice versa, under most operating conditions except when driving on slippery surfaces, where caution should be taken to prevent possible skidding. "Super" should not be used at speeds above 75 m.p.h.

"L" Low position is available for heavy pulling through mud or sand and for "engine braking" when descending steep hills. On the Turbo Hydra-Matic, the selector lever may be moved to "L" position at any speed but the transmission will only shift automatically into low range when car speed is under approximately 40 m.p.h. On the Jetaway, the selector lever should not be moved to the "L" position at speeds above 65 m.p.h. because the transmission will downshift to low range immediately. Do not shift from "D" to "L" while traveling on slippery roads or a skid could be induced. Neither transmission will upshift from low range as long as the selector lever is in "L" position.

Extra Power to Pass—When a sudden burst of power is desired at speeds below 65 m.p.h. both Turbo Hydra-Matic and Jetaway transmissions can be downshifted by depressing the accelerator completely to the floor. This is not recommended on slippery surfaces. For passing at moderate speeds, 30-45 miles per hour, depressing the accelerator pedal only part way down will usually provide sufficient acceleration.

Rocking the Car—If it becomes necessary to rock the car to free it from sand, mud or snow, move the selector lever from "D" to "R" in a repeat pattern while simultaneously applying moderate pressure to the accelerator. Do not race engine. Avoid spinning wheels when trying to free car or rocking the car for extended periods.

Three-Speed Manual Transmission

The three-speed fully synchronized manual transmission is standard equipment on some Oldsmobile models. It incorporates three synchronized forward speeds and one non-synchronized reverse speed. The shift pattern is the familiar "H" as shown in the illustration. For smooth efficient operation and long transmission life, the following shift procedures are recommended.

First Gear (Low)—Depress the clutch pedal, shift into first gear, release the parking brake and smoothly release the clutch pedal while simultaneously pressing on the accelerator pedal. First gear should always be used to start the car moving.

Second Gear (Intermediate)—As the car gains speed, depress the clutch pedal, release the accelerator and move the shift lever into second gear. Release the clutch pedal and depress the accelerator pedal as above. **Use second gear at slow speeds (less than 30 m.p.h.) when driving in stop-and-go traffic, for improved vehicle performance during acceleration and when descending steep hills.** Avoid starting from a stop in second gear as this practice causes excessive clutch slippage and reduces clutch life.

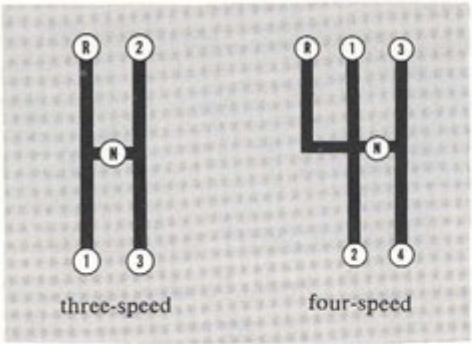

Third Gear (High)—As the car continues to gain more speed, shift into third gear in the manner described above. Slowly release the clutch pedal and depress the accelerator pedal. Third gear is the cruising gear for all normal driving. NEVER use third gear to accelerate from a stop.

For smoother performance at slow speeds, the transmission can be downshifted from third to second or second to first while the car is in motion by depressing the clutch pedal and manually moving the shift lever to second or first position. On slippery surfaces, caution should be taken to prevent skidding as a result of increased "engine braking" from downshifting.

To Stop—Release the accelerator pedal and depress the brake pedal. As the car nears stopping, depress the clutch pedal along with the brake pedal and move the shift lever into neutral as the car comes to a stop.

Neutral—For use when starting or idling the car. Never coast in neutral. This practice is illegal in many states.

Reverse—Operate reverse as for first gear, but always at a slow speed. The car must be brought to a complete stop before shifting into reverse.

To Park—Use the reverse gear position and FULLY APPLY the parking brake.

Four-Speed Manual Transmission

The four-speed fully-synchronized manual transmission is optional equipment. It has four synchronized forward speeds and one non-synchronized reverse speed with a shift pattern as shown. For actual shifting procedure, follow instructions given for three-speed manual transmission. When shifting into reverse gear, a slight additional side pressure is required on the shift lever to move it to the reverse position.



New Car Operating Speeds

Driving speeds for your new Oldsmobile should be limited to a maximum of 50 miles per hour for the first 100 miles and 65 miles per hour for the next 400 miles with no heavy throttle accelerations. If most of your driving is of the around-town variety, which is considered "severe service" especially in cold weather, be sure to include some 25 to 50 mile highway trips during the break-in period and vary the car's speed.

The vehicle should be driven a minimum of 500 miles before hauling a trailer of less than

2,000 lbs. gross weight and at least 1,000 miles if the trailer exceeds 2.000 lbs. gross weight.

Trailer Hauling

Since passenger cars are designed and intended to be used primarily as passenger conveyances, towing a trailer may affect handling, durability and economy. Maximum satisfaction and pleasure will be derived through use of proper equipment and avoiding overloads and other abusive operation. Oldsmobile has a number of factory-installed options available to better equip cars for pulling trailers over 1,000 pounds. For hauling trailers heavier than 2,000 pounds, it is recommended that an appropriate load equalizing, frame-mounted hitch be purchased from a reliable manufacturer. Purchase of bumper and axle hitches is not recommended. Generally, trailer tongue loads should be maintained at approximately 10% of loaded trailer weight by proper distribution of the load in the trailer. Tire inflation recommendations outlined in this Owner's Manual should be followed. When towing trailers, the allowable passenger and cargo load must be reduced by an amount equal to the trailer tongue load on the trailer hitch.

General information on trailer hauling, special equipment required, and optional equipment offered by Oldsmobile is available in booklet form and can be obtained by writing to Oldsmobile Division, Owner Relations Department, Lansing, Michigan 48921.

Fuel Requirements

Your Oldsmobile is designed to operate efficiently on "Regular" or "Premium" grade fuels commonly sold in the United States and Canada, depending on the engine installed in your car. The table indicates the fuel grade requirements for various Oldsmobile engines.

Use of a fuel which is too low in anti-knock quality will result in "spark-knock." Since the anti-knock quality of all regular grade or of all premium grade gasolines is not the same and factors such as altitude, terrain and air temperature affect operating efficiency, knocking may result even though you are using the grade of fuel recommended for your engine. If persistent knocking is encountered, it may be necessary to change to a higher grade of gasoline and, if knocking continues, consult your authorized Oldsmobile Dealer. In any case, continuous or excessive knocking may result in engine damage and constitutes misuse of the engine for which the Oldsmobile Division is not responsible under terms of the Oldsmobile New Vehicle Warranty.

Engine	Fuel Grade
L-6 (250 cu. in.) 1 Bbl. (Low Compression)	Regular
V-8 (350 cu. in.) 2 Bbl. (Low Compression) 4 Bbl. (High Compression)	Regular Premium
V-8 (400 cu. in) 4 Bbl. (High Compression)	Premium

Fuel Tank

The fuel tank, filler pipe and all tank connections have been carefully designed to reduce fuel leakage to an absolute minimum after termination of certain collisions. This design reduces fire hazards in these collisions.



Fuel Filler Tube Location

Access to the fuel tank filler tube is gained through the door in the left rear fender on station wagons and behind the rear license



plate on all other models. The license plate door may be held open by placing the filler cap between the hold-open tab on the door and the hinge as shown.

CAUTION: Gasoline is flammable and explosive under certain conditions. Always stop the engine and do not smoke or allow open flames or sparks near the vehicle when refueling. If gasoline fumes are noticed while driving, the cause should be determined and corrected without delay.

Foreign Country Operation

If you plan to operate your Oldsmobile outside the continental limits of the United States or Canada, there is a possibility that the best fuels available are so low in anti-knock quality that excessive knocking and serious engine damage may result from their use. To minimize this possibility, write to Oldsmobile Division, Service Department, Lansing, Michigan 48921, giving:

- The compression ratio of your engine (obtain from your dealer).
- The vehicle identification number (on plate on instrument panel ahead of the steering wheel and visible through the windshield, or from registration slip or title.).
- The country or countries in which you plan to travel.

You will be furnished details of adjustment or modifications which should be made to your engine at your Oldsmobile Dealership prior to your departure. Failure to make the necessary changes to your car and subsequent operation under conditions of continuous excessive knocking constitutes misuse of the engine for which the Oldsmobile Division is not responsible under the terms of the Oldsmobile New Vehicle Warranty.

After arriving in a foreign country, contact the nearest authorized General Motors Dealer for brand names of the best fuel available and advice as to where they may be purchased.

Towing
(With Ignition Key Available)

Normally your Oldsmobile may be towed with all four wheels on the ground for distances up to 50 miles at speeds of less than 35 m.p.h. However, the drive wheels (rear wheels) must be raised off the ground or the drive shaft disconnected when the transmission is not operating properly or when a speed of 35 m.p.h. or distance of 50 miles will be exceeded.

CAUTION: For towing, the transmission should be in neutral and the engine ignition should be "off", but the Anti-Theft Ignition, Steering and Transmission Lock should not be in the "lock" position.

Towing
(Without the Ignition Key)

Since the Anti-Theft Ignition, Steering and Transmission Lock locks the steering and the shift mechanisms as well as the ignition system, special provisions are necessary for towing a vehicle when the switch is in "lock" position. Normally it will be necessary to place a dolly under the rear wheels and tow the vehicle with the front end raised. Detailed towing information is available at your dealer and has been provided to tow truck

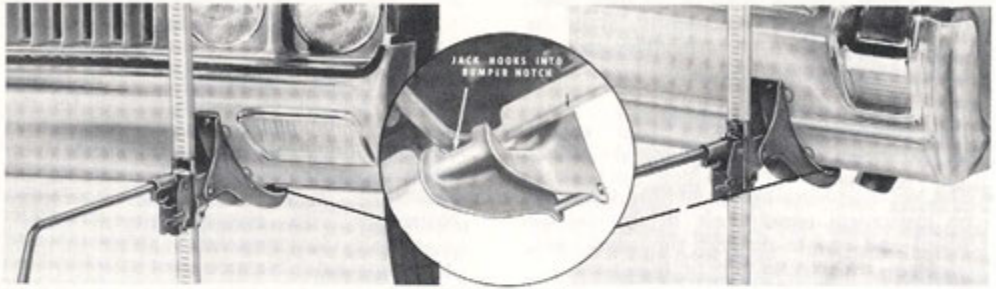

operators responsible for movement of disabled or locked vehicles. Proper lifting and towing equipment is necessary to prevent damage to the vehicle during the towing operation.

Jack Operation for Changing Wheels

Instructions for operating bumper jack are as follows:

1. Fully apply the parking brake and block wheel diagonally opposite from the jack position. With the Turbo Hydra-Matic or Jetaway transmission, place the selector lever in the "Park" position, and with the manual transmission, place the shift lever in the reverse gear position.
2. Place the jack lever in the "UP" position.
3. Attach the jack pad to the column assembly. On station wagons the jack lift pad has two pin positions. Use the upper pin marked "Front" to raise the front of the car and the lower pin marked "Rear" to raise the back of the car.
4. Position the jack lift pad so that the notch in the lift pad straddles the bumper bracket located directly behind the bumper bolts. The bumpers are notched for clearance in this area.
5. Remove wheel discs or hub caps using the sharp end of the jack handle.
6. Loosen, but do not remove, wheel nuts by turning counterclockwise.
7. Insert jack handle in jack, grasp firmly, and jack the car off the ground.
8. Check stability of car on jack and then remove wheel nuts and wheel.
9. Install spare wheel and fully tighten wheel nuts.
10. To lower car, place jack lever in "DOWN" position and operate handle through full travel. Before replacing the jack in the car, put the jack lever in the "UP" position to eliminate rattles.

Illustrated instructions on jack operations and stowage are also provided on the underside of the trunk lid.

CAUTION: Never get beneath the car when it is supported only by a jack. Always use safety stand to support frame if it is necessary to get under the car. Do not run the engine for any reason with one rear wheel off the ground as the car may drive through the rear wheel remaining on the ground.

Extended Vehicle Storage

If you plan to store your Oldsmobile over an extended period of time, certain steps should be taken to give it maximum protection. It is recommended that you write Oldsmobile Division, Service Department, Lansing, Michigan 48921, for detailed instructions on how to prepare your Oldsmobile for storage.

2 INSTRUMENTS

The instruments, gauges and warning lights which are conveniently grouped in the instrument clusters on the dash, are designed to give the operator important information on the car's performance.

GOOD DRIVING PRACTICE: A good driver familiarizes himself with the controls of any automobile BEFORE operating it.

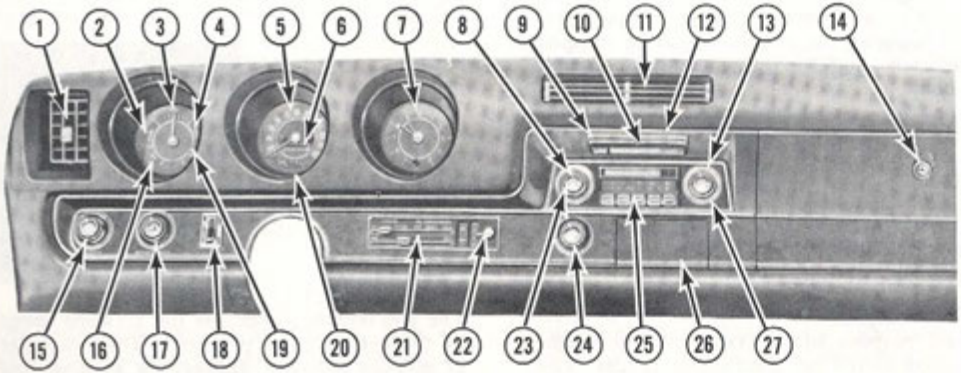

1. Air Conditioning Outlet
2. Brake System Warning Light
3. Fuel Gage
4. Engine Temperature (HOT) Warning Light
5. Speedometer
6. Odometer
7. Clock
8. Radio ON-OFF and Volume Control
9. Power Antenna Switch and/or Convertible Top Switch
10. Map and Courtesy Light
11. Center Air Conditioning Outlet
12. Rear Defogger or S/W Rear Window Switch
13. Rear Seat Speaker Switch
14. Glove Box Lock and Latch
15. Driving and Dome Light Switch
16. Charging System Indicator
17. Windshield Wiper and Washer Switch
18. Cruise Control ON-OFF Switch
19. Oil Pressure Warning Light
20. Automatic Transmission Shift Indicator
21. Heater-Ventilation or Air Conditioning Controls
22. Fan Control Switch
23. Radio Tone Control
24. Cigar-Cigarette Lighter
25. Radio Dial and Station Selector Buttons
26. Ash Tray
27. Radio Manual Station Selector

Charging System Light

A red light "GEN" will appear with the ignition key in the "ON" position and the engine not running. This light lets you know the warning signal is operational. Should the light fail to come on, see your Oldsmobile Dealer. When the engine is started, the warning light should go out. In certain types of malfunction, the red light will come on with the ignition "OFF" or with the engine running. Should this happen, see your Oldsmobile Dealer. The warning light will not indicate all types of charging malfunctions. Therefore, if the starting motor turns the engine slower than normal, have the cause determined promptly.

Engine Oil Pressure Indicator

The red light "OIL" will appear when the ignition is turned "ON," informing you that the indicator light is operational. When the engine starts and oil pressure builds up, the light will go out. This signal light is an oil pressure indicator — not an oil level gauge. Should the light go on while the engine is running, stop the engine immediately and have the cause determined and corrected. Driving the car with low pressure can cause extensive engine damage.



Engine Temperature Light

A red signal light "HOT" will appear momentarily when starting the car to let you know that it is operating. The only other time the "HOT" light should appear is when the engine reaches an abnormally high temperature. If this happens, the engine should be stopped immediately and the cause determined and corrected.

Fuel Gauge

This gauge shows the approximate fuel level in the tank. ONLY with the ignition in the "ON" position will the pointer indicate the fuel level. Approximately 2 gallons of fuel remain in the tank when the fuel gauge shows empty.

Brake System Warning Light

A dual purpose brake system warning light is located in the left instrument cluster. The warning light glows red to indicate to the operator that the parking brake has not been fully released. It also glows red while braking in the event of broken brake lines, major brake fluid loss, air in the brake lines or a pressure deviation between the front and the rear wheel brake lines. If this happens, it may mean that braking effectiveness is impaired. In any case, the cause should be determined and any problem corrected as soon as possible. To make sure the brake warning light is not burned out, set the parking brake and start the engine.

NOTE: This warning light is not a substitute for visual checking of the fluid level in the master cylinder, which is a normal maintenance item at intervals specified on page



Speedometer and Odometer

The speedometer indicates the forward speed of the car in miles per hour. The odometer or mileage recorder registers the accumulated mileage the car has been driven.

3 CONTROLS

Ash Trays

The instrument panel ash tray is exposed by pushing in on the top edge of the ash tray door and it will swing up and into the instrument panel. To close, simply pull downward on the lower edge of the door. To remove the tray for cleaning, open the tray and pull up on the inner tray liner and it will slide out of its position. To install the tray, place it into the opening and push it until the stop snaps into place.

Cigar Lighter

Push the cigar lighter all the way in to operate. When it is heated sufficiently to use, it will "snap" back to normal position with an audible sound. Avoid holding the lighter in by hand while it is being heated as this may damage the heating element.

Convertible Top

The convertible top can be raised or lowered with the rear quarter windows either open or closed.

CAUTION: Do not attempt to lower top in temperatures below 40° Fahrenheit. Prior to raising or lowering the top, the car must be at a complete stop and the sunvisors turned down. Also, when lowering the top, make certain the top is thoroughly dry and that there are no items stored on or beneath the top well.

To Lower the Top—Stop the car and rotate the locking handle inboard on each side roof rail until the lock hook lever is disengaged from the striker on the windshield header. (The locking handles must be allowed to remain in this position until the top is to be again locked to the windshield header).

The convertible top control switch is located in the center of the dash panel directly above the radio. To operate the switch, turn the ignition switch to "ON" or "ACCESSORY" position. Move switch lever to the right (under the letters "DN") and hold the lever in this position until the top is approximately two (2) feet from the fully lowered position. The top material and pads must then be gently pulled rearward from between the operating arms of the top. The control switch is then actuated again until the top is fully lowered.

To Install Top Boot—Remove the boot which is normally stored in a plastic bag in the rear compartment. Grasping the forward end of the boot, slide the welt on the boot into the retainer located on the top of the rear seat back panel. The boot is then placed over the lowered top and the metal snap fasteners on the boot are snapped onto the studs on the quarter trim. The rear and sides of the boot are secured by starting at the center and pulling the boot away from the belt molding and sliding the plastic retainer under the belt molding.

To Raise the Top—Always stop the car first. Then turn down sun visors, and unsnap top boot. Move switch lever to the left (under the word "UP") until top rests on the windshield header and the guide pin on the left outboard corner of the top engages the striker assembly on the windshield header.

Rotate each locking handle outward until lock hook lever is fully engaged with striker on windshield header and handle is parallel with the side roof rail.

NOTE: Be sure top is securely locked to windshield header before starting car in motion.



Turn Signals and Lane Change Feature

The turn signal lever is located on the left side of the steering column immediately under the steering wheel. The lever is moved upward to signal a right turn and downward to signal a left turn. Lamps on the front and rear of the car transmit this signal to other motorists and pedestrians. The ignition switch must be in the "ON" position in order for the turn signals to be operational. This feature prevents battery drain if the lever is left in an "ON" position when your car is not in use.

In a normal turning situation such as turning a corner, the turn signal is canceled automatically after the turn is completed. However, in some driving maneuvers such as changing lanes on an expressway, the steering wheel is not turned back sufficiently after completing the turn to automatically cancel the turn signal. For convenience in such maneuvers the driver can flash the turn signals by moving the turn signal lever part way and holding it there. The lever returns to the neutral or canceled position when the driver releases his hold on the lever.

A green light on the instrument panel flashes to indicate proper operation of the front and rear turn signal lamps. If the indicator lamp remains on and does not flash, check for a defective signal lamp bulb. If the indicator fails to light when the lever is moved, check the fuse and indicator bulb.



Hazard Warning Flasher

In the event your car is disabled or you stop for any reason on the highway, the four-way hazard warning flasher system on your vehicle, front and rear signal lamps, should be used to warn other drivers that your vehicle is a traffic hazard. However, you should do everything possible to avoid stopping on the actual highway.

CAUTION: Use of the hazard warning flasher while the vehicle is moving is prohibited in some states.

The hazard warning system is activated by pushing in on the button located just below the steering wheel on the right side of the steering column. When the system is operating, the turn signal indicators on the instrument panel will flash simultaneously. NOTE: The hazard warning flasher will operate with the ignition in the lock position and the key removed, allowing the car to be locked while help is sought. Use this system only when your vehicle is stopped on or near the roadway, or otherwise constitutes a traffic hazard. The hazard flasher may be canceled by pulling the button outward.

CAUTION: If the brake pedal is depressed when the hazard warning flasher is in operation, the lights will not flash but will glow continuously instead.

Fuse Block Location

The fuse box is mounted under the instrument panel to the left of the steering column and just behind the parking brake. For fuse specifications see "FUSE SPECIFICATIONS" in the technical section.

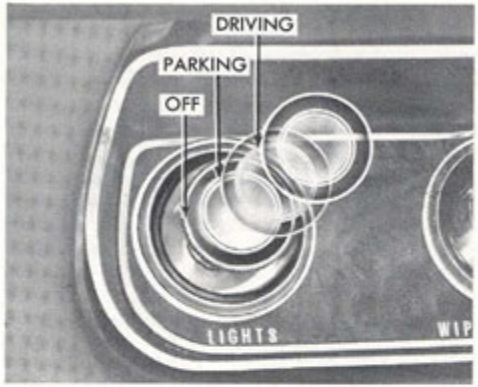

Headlight, Instrument Panel and Dome Light Switch

The headlight switch serves four functions. (1) Pulling the switch half-way out provides parking lights, instrument panel lights, tail lights and side marker lights. (2) Pulling the switch all the way out provides all driving lights which includes headlights, parking lights, side marker lights, tail lights and instrument panel lights. (3) To dim instrument panel lights turn switch knob clockwise. (4) To operate the dome light, turn switch knob fully counterclockwise.

GOOD DRIVING PRACTICE: A good driver turns on his headlamps at early dusk, and during bad weather to help other drivers see his car from a distance, even though he himself may still be able to see the roadway adequately.

Headlight Dimmer Switch



To obtain high or low beam headlights, push the foot dimmer switch located on the floor below the parking brake. A red light in the upper center of the speedometer cluster appears when you are driving on high beam.

GOOD DRIVING PRACTICE: Always use the "low beam" when approaching or following other cars.

For better night driving vision and for compliance with regulations of certain states, it is recommended that the headlights be checked periodically for proper aim and adjusted

if necessary. Whenever the headlamp is replaced the aim should be checked. Adjustment can be made without removing the headlamp rim.

Heating and Defrosting

(Without Air Conditioning)

Two levers "AIR" and "TEMP" (Temperature), located in the heater control panel to the right of the steering column provide maximum regulation and distribution of heated air in the passenger compartment.

For Heating—The "AIR" control must be moved to the "HEAT" position. The "TEMP" control regulates the degree of heat as it is moved to the right.

CAUTION: In inclement weather, clear snow or ice from cowl air inlets. This will improve heater and defroster efficiency and reduce formation of fog or frost on the inside of the windshield during initial operation under certain atmospheric conditions. Also, clear the windshield, rear window, outside mirrors and all side windows of ice or snow prior to operation of the vehicle. This will improve driver's vision during initial operation.

For Defrosting — Move the "AIR" control lever to the "DEFROST" position. When the "AIR" control lever is at the extreme right position, about 90% of the air will flow through the defroster outlets and 10% to the passenger compartment through the heating outlets.

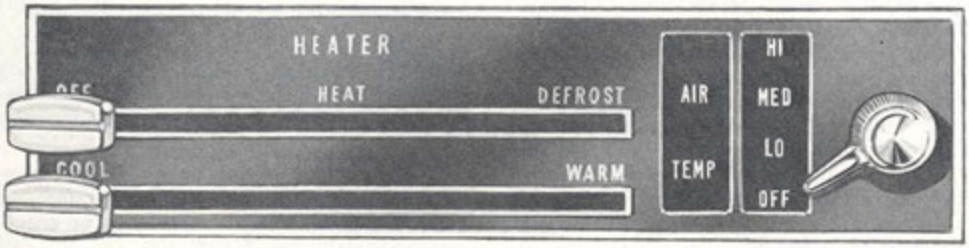

To Control the Blower—Forced air for heating or defrosting may be obtained by rotating the fan switch lever upward which is located to the right of the sliding lever controls. The first upward position from "OFF" is low. The second is medium and the third or top position is "HI." For maximum heat in the rear seat area, put the fan on "HI," move the "AIR" control to "HEAT" and the "TEMP" control to the extreme right, close the windows and make certain the space under the front seat is clear of any obstructions.

To Turn the System Off—Move the "AIR" lever to the extreme left, which is the "OFF" position, and rotate the blower switch to "OFF".

Dual Action Safety Hood Latches

The hood is unlatched in two steps by means of disengaging the primary and secondary levers. The primary lever is accessible just below and to the right of the center grille when viewed from the front of the car. Pulling on the "T" type handle will release the hood, but it will be prevented from opening further by a secondary latch, located between the upper center grille and hood panel just to the right of the center. This lever

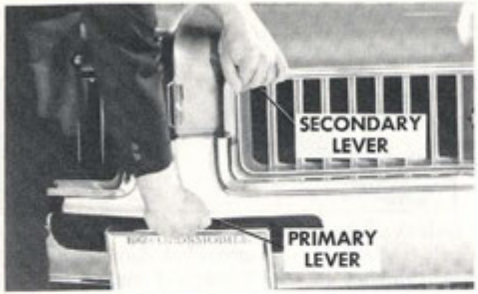

must be moved, allowing the hood to be raised. After closing, always check to make sure the hood is properly secured.

Braking Systems

The service brake system is designed for braking performance under a wide range of driving conditions even when the vehicle is loaded to its full rated vehicle load.

CAUTION: Driving through deep water may affect brake performance. Applying the brakes lightly will indicate whether they have been affected. To dry them quickly, lightly apply the brakes while maintaining a slow forward speed with an assured clear distance ahead until brake performance returns to normal.

The service brake system is designed so that in the event of a hydraulic fluid leak, in one-half of the system, the other half still provides braking action.

Automatic Brake Adjusters

All Oldsmobiles are equipped with self-adjusting brakes designed to eliminate periodic brake adjustments. On drum-type brakes the self-adjusting mechanism is actuated, as needed, whenever the car is moved in reverse and the brakes are applied. Optional front disc brakes are self-adjusting when the car is moved in either direction and the brakes are applied. It is possible, however, for excessive brake pedal travel to develop if the required reverse movement with a brake application does not take place during a prolonged period of stop and go forward driving. Should this occur, the car should be driven backward and forward with the brakes applied at the end of each directional movement, until the brake pedal travel is back to normal. If this procedure fails to restore normal pedal travel, or if any abnormally rapid increase in pedal travel is experienced, immediate inspection should be made by your Authorized Oldsmobile Dealer. **Care should be exercised to assure that full brake pedal travel is not obstructed by improper floor mats or other interfering material under the pedal.**

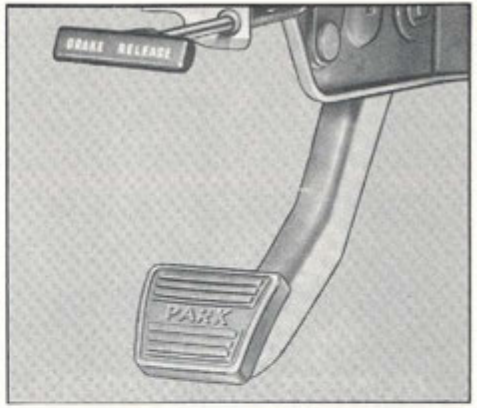

Parking Brake

The parking brake operates independently of the regular foot brake hydraulic system. It is applied by **fully** depressing the foot pedal which is located to the lower left side of the front compartment under the instrument panel. The brake system warning light will also be "ON" whenever the parking brake is not fully released and the ignition switch is "ON". The parking brake is released by pulling the "BRAKE RELEASE" lever located directly over the parking brake foot pedal. Never drive the car with the parking brake engaged.

CAUTION: When leaving the car unattended, always place the selector lever in "PARK" position (if equipped with an automatic transmission). On manual transmission-equipped cars, place the shift lever in reverse gear and fully apply the parking brake.



Seat Adjustments

Manual Seat Adjustment — The front seat, either bench or bucket, may be adjusted to suit an individual's perference. Simply release the seat lock mechanism, by forward movement of the lock lever, located at the side of the seat. Once released, exert slight body pressure in the direction desired. Release the lever to lock the seat in the desired position.

Occupant Restraint Belts

Lap and shoulder belts provide added security and comfort for you and your passengers. Proper use and care of these belts will assure continuance of this security.

Standard Lap Belt — After the front seat has been adjusted to the satisfaction of the driver, grasp the buckle end and the flat metal "eye" end of your individual belt assembly and position the belt across the lap as LOW ON THE HIPS AS POSSIBLE. Insert the metal eye into the open end of the buckle until an audible snap is heard. Make sure the connection is secure and adjust the belt to a SNUG FIT by pulling on the end of the belt protruding from the buckle. The snug and low positions are essential in order that the force exerted by the lap belt in a collision

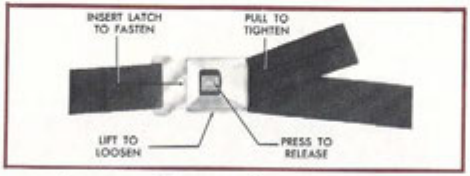

may be spread over the strong hip bone structure and not across the soft abdominal area. For retractor equipped belts, pull the retractor half of the belt to a solid stop to make sure that the belt webbing is completely unwound from the retractor drum, then connect the belt and make the necessary adjustments at the buckle for proper fit. To release the lap belt, simply depress the push button located in the center of the buckle.



Deluxe Lap Belt — Automatic-locking lap belt retractors are provided for the added convenience of the driver and outboard front seat passenger on all Oldsmobiles as an extra cost option. The automatic-locking retractors adjust and lock the lap belts into position automatically to provide a snug and comfortable fit.

To fasten a lap belt equipped with an automatic-locking retractor, pull the webbing across the lap far enough to permit inserting the flat metal "eye" end into the buckle. If the webbing is not initially pulled out far enough to permit buckling, release the webbing, thus allowing it to rewind in the retractor and release the locking mechanism, so the webbing can be pulled out to the proper length. Once the buckle is fastened, pull the belt firmly across the lap in the direction of the retractor to obtain a snug fit. The retractor will automatically take up the excess webbing.

CAUTION: The buckle and flat metal "eye" of the lap belt used with automatic locking retractors are smaller than those used with no retractors. Care should be taken to avoid inserting the small metal "eye" in the larger buckle of either the shoulder belt or the center lap belt because it will not latch properly.

Shoulder Belts—When properly worn with a lap belt, a shoulder belt can provide additional protection against impact with the car interior by restraining forward motion of the upper torso in a collision. This is primarily true in case of frontal impacts, which are the most frequent type of accident.

CAUTION: Never use the same belt for more than one person at a time. Be sure to avoid: (a) Wearing a lap belt loosely or with slack in the system; (b) Wearing the belt with the webbing not fully extracted from a non-locking retractor; and (c) Wearing the belt in a twisted condition or pinched between the seat structural (metallic) members.



CAUTION: Wearing a shoulder belt without a lap belt can be extremely hazardous to the wearer in case of an accident. In addition, the use of a shoulder belt is not recommended for a person less than 4 feet 7 inches in height because the belt would cross over the body too near the neck and thereby substantially increase the danger of neck injury in a collision.

Shoulder belts are fastened and released in the same manner as lap belts. A shoulder belt should not be uncomfortably tight. A fist's width between your chest and the belt should provide sufficient slack. This can be checked by inserting a clenched fist between the belt and your chest with thumb against chest.

CAUTION: The driver's shoulder belt should be adjusted so the driver can reach essential operating controls without undue restraint.

When not in use, shoulder belts should be secured in the special storage convenience provision. This is to reduce the danger of the metal end striking an occupant in a sudden stop. When storage provision is not provided, the loose end mounted on the upper structure



should be fastened to the floor-mounted end, and adjusted to remove excess slack.

Passengers in the rear seat of a convertible must remove their shoulder belts (optional at extra cost) BEFORE the top is lowered. The shoulder belt will require adjustment after the top has been either lowered or raised.

Child Restraint — Children in automobiles should be restrained to lessen the risk of injury in accidents, sudden stops or other driving conditions. A child seat designed by General Motors specifically for small children is available from your dealer. This seat is designed to position the child for more effective restraint by the lap belt provided on your 1969 Oldsmobile.

The General Motors child seat should be used only in General Motors passenger vehicles equipped with lap belts. It may be used on all seats which do not fold and on folding seats only if they are equipped with a latch to hold the seat back upright (standard on 1967 and later model General Motors cars). This seat is only for use by children weighing up to 30 pounds.

If a child is traveling in a vehicle not equipped with this General Motors child seat, the following precautions should be taken:

1. Children should be placed in the rear seat. Never allow a child to stand or kneel on any seat.

2. Infants unable to sit up by themselves should be restrained by placing them in a covered, padded bassinet which is placed crossways in the vehicle on the rear seat. The bassinet should be securely restrained with the regular vehicle seat belts. An alternate method is to position the bassinet so that it rests against the back of the front seat, again crossways in the vehicle.

3. When a child is old enough to sit up by himself in a car, he should sit on a firm cushion and use the conventional lap belt to restrain him at the hips. The cushion should be as firm as practical and enable the child to look horizontally out of the car windows.

4. The use of the cushion should be discontinued as soon as the child is old enough to see out of the car windows without it.

5. Do not use shoulder belts on children shorter than approximately 4 feet 7 inches in height.



6. General Motors recommends that children be restrained while riding. However, if conditions require that a child must stand, he should stand on the floor directly behind the front seat. This will minimize the possibility of his being thrown from the rear compartment during a sudden stop. This method should be used only if more complete restraint cannot be used.

Care of Belts—Keep the belts clean and dry. Clean with a mild soap solution and lukewarm water. Keep sharp edges and damaging objects away from belts. Periodically inspect belts, buckles, retractors and anchors for damage that could lessen the effectiveness of the restraint system, and have questionable parts replaced. Do no bleach or dye belts since this may cause severe loss of strength.





Head Restraints

The head restraints may be adjusted to either an UP or DOWN position by simply releasing the detent latch at the base of the supporting rods and pulling up or pushing down. Select the UP or DOWN position for the head restraint according to your seated height. The position that places the top of the head restraint nearest to the top of your head will normally prove best suited to your needs.

CAUTION: The filler panel between the rear seat and the rear window should not be used for storage—even of lightweight, small articles. They might become dangerous projectiles during a collision or sudden stop; larger items may also reduce vision to the rear.

Front Seat-Back Latch

Folding seat backs are equipped with self-latching mechanisms and release controls designed for the convenience of entering and exiting passengers. The seat back latch prevents the seat back from folding forward under loads equal to more than 20 times the weight of the seat back.

To release the latch on the Strato design seat, push the button located in the upper center rear section of the backrest and tilt the backrest forward. The latch release lever for the standard bench seat is located on the lower rear outboard section of the backrest. Lift the lever to release and tilt the backrest forward.





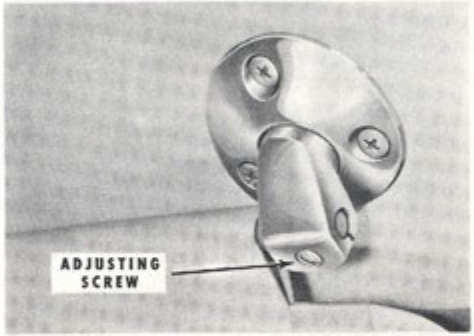

Sun Visor Adjustment

The force required to rotate the visor up and down may be adjusted by tightening or loosening the screw indicated in the illustration.

Trunk Compartment

The trunk compartment lock can be opened with the oval-end key and the counter-

balanced trunk lid lifted upward. To close, the lid must be shut firmly to engage the lock. The spare wheel and wheel changing tools are located in the trunk.

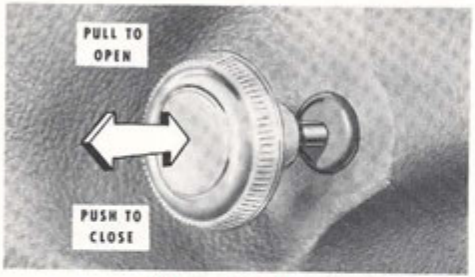

Ventilation

(Without Air Conditioning)

On cars equipped with single vent controls, outside air can be admitted directly into the car through vents located on the right and left cowl side panels. The vents are individually controlled by pull knobs located just below the bottom right and left sides of the instrument panel.

On cars equipped with dual vent controls (standard on certain body styles and optional on others), outside air may be admitted to the passenger compartment through outlets in the instrument panel independently from the cowl side panel outlets. For upper level ventilation, pull the upper vent control knobs located at the lower ends of the instrument panel. The louvered outlets directly above the control knobs are adjustable to direct air to the right or left. The center instrument panel outlet is for appearance only and is not functional. The lower vent knobs control the amount of air flow through the two outlets in the cowl side panels for lower level ventilation. Both upper and lower level ventilation may be obtained simultaneously or separately.



Windshield Washers and Wipers

The windshield wiping system operates at two speeds and is designed to wipe clear designated areas of the windshield under most inclement weather conditions. The windshield wipers work electrically and are not affected by engine operation. When the control knob is turned clockwise to the halfway position, the wiper operates at the intermediate speed. Full speed is obtained by turning the control to the full clockwise position. By depressing the washer button as shown, the windshield washers and wipers automatically start operating. When the washing is completed, the wipers are turned off by the wiper control knob. Wiper blades are properly positioned when the blade tips do not touch the lower or side moldings of the windshield while the wipers are in operation.

The wiper motor is protected from overloading by a circuit breaker. Should an ex-



cessive buildup of snow or ice cause the wiper to cease operating, the wiper switch should be turned "OFF" and the accumulation removed. When the wiper motor cools, the circuit breaker will automatically reconnect and the wipers will become operational again when the switch is turned on.

If the wipers fail to operate in severely cold weather, check the wiper linkage, arms and blades to make certain they are not frozen. It may be necessary to raise the hood to gain access to the wipers to break away any heavy ice formation that may be preventing the wipers from operating properly.

Windshield Washer Solvent

GM Washer Solvent is recommended for use in the washer reservoir. To prevent freezing and paint damage, the solvent should be used according to directions on the container.

NOTE: Be sure to have the fluid level in the washer reservoir checked regularly, with special attention to keeping the reservoir filled during periods of heavy use. GM Washer Solvent should be used as directed to prevent freezing damage and for better cleaning of the windshield under all conditions. Do not use radiator anti-freeze as this will cause paint damage.



Rearview Mirrors

It is not intended that rearview mirrors be used for backing up, or for surveillance of conditions close to the rear of the car. It is suggested that the driver turn his head and look to the rear for backing operations. The inside day-night rearview mirror incorporates a triple-jointed mounting so the driver can position the mirror vertically and horizontally to suit his driving needs. It is only necessary to exert enough pressure to overcome the friction load at the three joints in order to adjust the mirror to any position within the physical limits of its travel.

GOOD DRIVING PRACTICE: A good driver always scans the area to the rear BEFORE entering the vehicle and backing up, and makes a habit of using his rearview mirrors while driving, so as to be aware of the rearward aspect of his total driving environment.

Day-Night Inside Rear-View Mirror — This mirror may be moved from clear daylight visibility to non-glare visibility at night by TURNING the small tab at the bottom of the mirror.



Reflecting Surfaces

The windshield wiper arms and blades, inside windshield moldings, horn and steering wheel ornamentation, inside rearview mirror frame and mounting bracket incorporate low-gloss finishes. This reduces annoying glare in the driver's forward field of view and provides a safer, more comfortable driving environment.

4 STATION WAGON

Folding and Raising Seats

To fold down, disengage seat back from the catch on the right side and pull forward and down on the top of the seat back. To raise, lift up on the hinged section of rear compartment floor while raising the seat back. Continue raising the seat back until the catch on the right side is engaged.



Spare Wheel and Equipment

The spare wheel and wheel changing equipment are located vertically at the right side of the rear compartment. The wheel cover is removed by releasing the latch as shown.

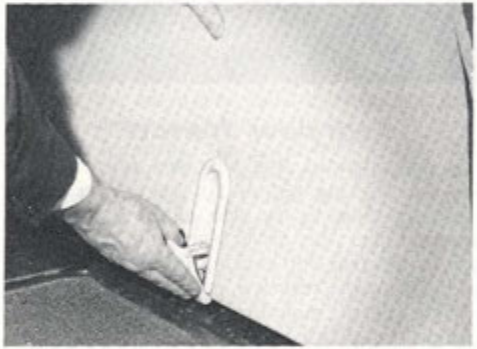

Standard Tailgate Operation

Whether the station wagon is equipped with a manually or electrically operated rear window, it is recommended that the rear window be lowered fully before opening the tailgate to avoid possible window damage.

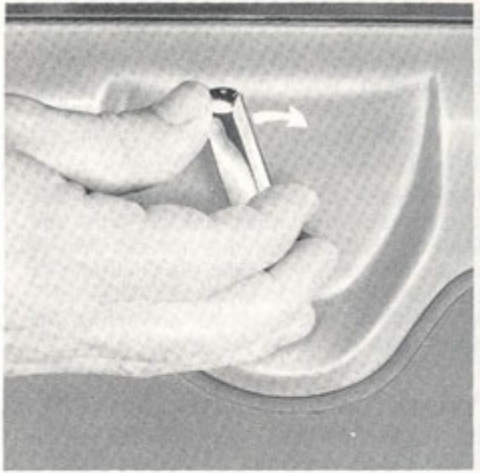

When the window is completely down and the control knob placed in the closed position, the tailgate is opened by grasping the tailgate latch handle located top center on the inner panel of the tailgate and turning as shown. The tailgate may be opened when the latch handle is pulled to the left. To lock the tailgate with the manual control, pull out the control knob, insert the key and turn counterclockwise. Remove the key and replace the control knob in the closed position.





Standard Tailgate Window Control

Manual—To lower the tailgate window, pull out the window control knob at the end indicated by the arrows on the handle, and turn the handle counterclockwise until the window is down. To raise the window, pull out on the control knob and turn it clockwise. When the window is completely closed, place the control knob in the closed position.





Power — To operate the electric rear window control (optional equipment) from the outside insert the ignition key in the tailgate lock and turn clockwise. Turning the key counterclockwise raises the window. The rear window also may be raised and lowered from the driver's compartment with the control switch, located under the top center edge of the instrument panel cover directly above the radio location. This switch operates only when the ignition is in the "ON" or "ACC" position. As in the case of the manual control, the window should be completely down before the tailgate is opened.

NOTE: When the tailgate is open, a switch automatically prevents the window from being raised.

CAUTION: Under most driving conditions, it is best to keep the station wagon tailgate window closed in order to help prevent intake of exhaust gases. The tailgate itself should also be closed. If desired, air can be circulated through the vehicle while driving if the tailgate window is open one or two inches and the air vents in each cowl side panel are open, or the heater blower "ON", while all other windows in the vehicle are closed. (See Carbon Monoxide warning). Be sure to roll the glass all the way down before opening or closing the tailgate.



Drop or Swing Tailgate

The optional Drop or Swing Tailgate incorporates a unique hinge and locking arrangement that allows the tailgate to be operated in the conventional manner and, additionally, as a door. All wagons utilize either manually or electrically operated window that can be lowered into the gate or raised into the back body opening. The manual window is operated by a regulator control handle located in the tailgate outer panel. The power window can be operated by one of three control switches: one on the instrument panel, one at the lock cylinder of tailgate outer panel (key operated), and one on the wheelhouse cover panel (optional, down only). All styles using a power tailgate window are equipped with an electrical switch that prevents movement of the window with gate in any position other than fully closed.

The tailgate is unlocked to "gate position" by means of a remote control inside handle located in the top center of gate inner panel. Unlocking to "door position" is accomplished with a remote control inside handle located at top right side of inner panel. The tailgate cannot be opened in either direction, however, until window has been fully lowered. All tailgates are counter-balanced by a torque rod that assists in reducing the effort required to open or close the tailgate.



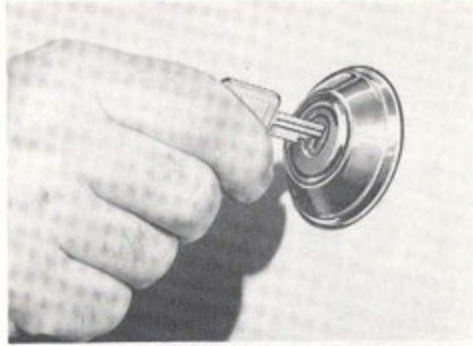

CAUTION: When using your station wagon to transport luggage or other cargo, it is recommended that the articles be secured in place. This precaution may prevent such items from becoming projectiles in the event of a sudden stop or collision.

ON THE FOLLOWING THREE PAGES . . .

important information about air pollution control systems

facts you should know:

BACKGROUND INFORMATION — During the combustion process in an automotive engine, certain hydrocarbons in the fuel fail to burn completely and are discharged into the engine crankcase or exhaust system. Some carbon monoxide is also formed during the combustion process. This is also discharged into the exhaust system. On a per-car basis, concentrations of these combustion products are insignificant. Multiplied by millions of vehicles, however, crankcase and exhaust emissions combine with pollution products from other sources to contribute to the total air pollution problem.

General Motors has, since the late 1940's, been a leader in research and development work related to vehicle emissions, and control systems have been developed which are highly effective in reducing undesirable crankcase and exhaust emissions. This work continues at an accelerated pace.

All new 1969 Oldsmobiles comply with all Federal and State laws and regulations for the Control of Air Pollution from New Motor Vehicles and New Motor Vehicle Engines.

YOUR ROLE IN CONTROLLING AIR POLLUTION — It is very important that the engine in your Oldsmobile be serviced regularly in order to maintain its efficiency and minimize emissions in normal driving.

The following pages describe the crankcase and exhaust emission control systems on your car, and provide information on their proper maintenance. By following these recommended maintenance services you will help assure cleaner air and will provide a better running, longer lasting engine for greater all-around satisfaction, economy and performance.

What you should know about Air Pollution Control

positive crankcase ventilation (PCV)*

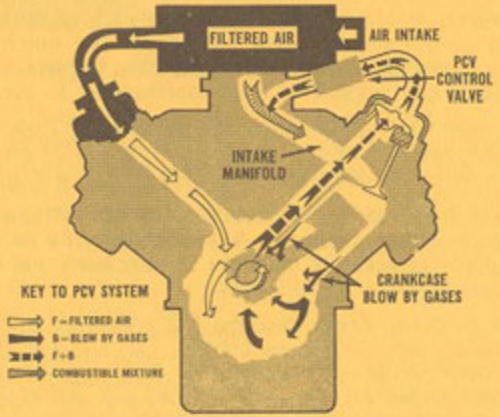

OPERATION — General Motors vehicles are equipped with Positive Crankcase Ventilation — a system which permits no crankcase emission to be discharged into the ambient air. To function properly, the system depends on the PCV Valve (smog valve) which recirculates and burns blow-by gases inside the engine.

MAINTENANCE — This valve must be clean in order to maintain efficient engine operation. An operational check of the PCV Valve should be made at the first oil change (4 months or 6,000 miles, whichever occurs first). Every 12 months or 12,000 miles, whichever occurs first, the PCV Valve should be replaced. Also, all hoses, fittings and the inlet air filter should be inspected, cleaned and replaced, if necessary. Always specify an AC PCV Valve at replacement time.

NOTE: If the postive crankcase ventilator valve should become clogged, the engine idle will be adversely affected. Therefore, if the engine idle becomes too slow or rough, the ventilator valve should be checked before any carburetor adjustments are made to compensate for the trouble.

*Systems illustrated on V-8 engines, 6-cylinder systems similar.

Systems on your car, and the service they require

OPERATION — The Controlled Combustion system is entirely separate from the Positive Crankcase Ventilation system and is designed to reduce exhaust air pollution by altering the combustion process. CCS includes a special air cleaner which incorporates thermostatic control of heated air to the carburetor, a special calibrated carburetor and distributor and related components.

MAINTENANCE — Complete effectiveness of the system, as well as full power and performance, depend upon engine idle speed, ignition timing, and fuel mixture being set according to the specifications shown on a decal under the hood. These adjustments should be checked at the first oil change (4 months or 6,000 miles, whichever comes first). Subsequent checks should be made at 12 month or 12,000 mile intervals, whichever comes first. These adjustments are also included as part of the quality tune-up recommended at the same intervals.

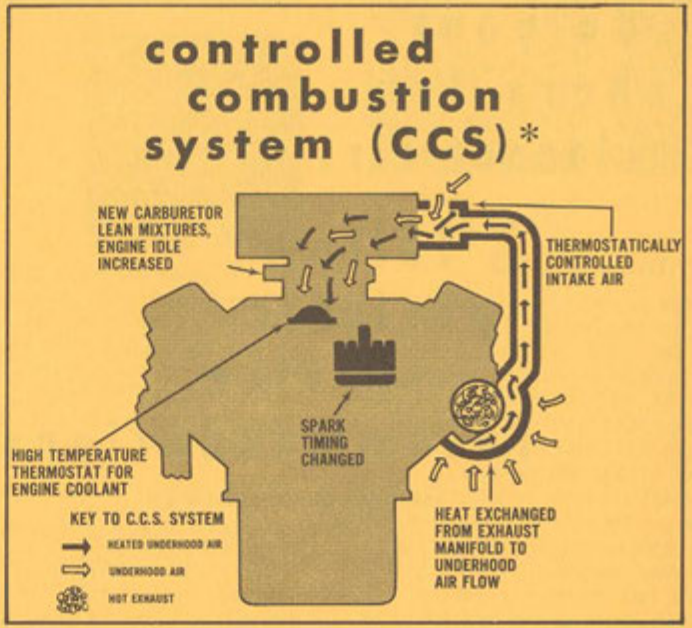

do your share for cleaner air...

follow periodic service recommendations

(SEE PREVIOUS THREE PAGES)

- All items affecting vehicle emission control should be checked at the first oil change (4 months or 6,000 miles, whichever comes first).
- A subsequent check should be made at 12 months or 12,000 miles, whichever comes first, and every 12 months or 12,000 miles, thereafter.*

*A check of those items vital to your car's emission control system is included in the recommended quality **Engine Tune-Ups** at the same specified intervals as above.

5 ACCESSORIES

Anti-Spin Differential

The Anti-Spin differential (optional at extra cost) provides additional traction in snow, ice, mud, sand and gravel, particularly when one rear wheel is on a surface providing poor traction. During normal driving and cornering, the Anti-Spin unit functions as a standard differential. When one wheel encounters a slippery surface, however, the Anti-Spin differential directs the driving force to the rear wheel having the better traction.

CAUTION: On cars equipped with an Anti-Spin differential, do not run the engine for any reason with one rear wheel off the ground, since the car may drive through the rear wheel remaining on the ground. Also, care should be taken to avoid sudden accelerations when both drive wheels are on a slippery surface. This could cause both drive wheels to spin, and allow the vehicle to slide sideways on a crowned road or when in a turn.

Electric Clock



The electric clock (optional equipment) is automatically regulated to compensate for lost or gained time whenever the clock is reset. If the clock is running fast, set the hands back (counterclockwise); if running slow, set hands forward (clockwise). Several resettings, several days apart, may be needed to properly adjust the clock mechanism for any major correction.

Courtesy and Dome Lights

The dome light is controlled by the headlight switch. Turning this switch fully counterclockwise will turn the light on. The courtesy lights (optional on some models) are controlled by the map light switch. These lights





will come on automatically when the front doors are opened.

Cruise Control

Oldsmobile Cruise Control system (optional at extra cost) allows you to maintain the cruising speed you select on turnpikes or open highways without holding your foot on the accelerator pedal. The "ON-OFF" switch is located on the instrument panel to the left of the steering column. The engagement button is located in the end of the turn signal lever. To operate, push the "ON-OFF" rocker switch to the "ON" position, accelerate the vehicle to the desired speed and momentarily push in the engage button. Take your foot off the accelerator and this speed will be maintained up or down hill. Your cruising speed may be increased at any time by depressing the accelerator pedal and pushing

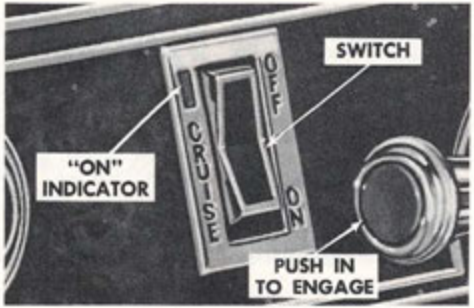

the engage button completely in when the desired speed is reached. If you wish to decrease your speed, press the button completely in and hold until your cruising speed is reduced to the level desired, then release the button. For passing or emergency situations, you can increase your speed by depressing the accelerator pedal. When you remove your foot from the pedal, the car will slow down to your cruising speed prior to the acceleration. The Cruise Control system can be disengaged at any time by lightly depressing the brake pedal, by normal braking or by pushing the switch off. The system does not operate under 30 m.p.h. or when the ignition is off. When Cruise Control is not in operation, the instrument panel switch should be pushed to "OFF" position.

CAUTION: Do not use the Cruise Control when conditions do not warrant maintaining a constant speed, such as in heavy traffic, or on winding or slippery roads.

Heater - Air Conditioner

The heating and defrosting controls of this optional system are combined with the air conditioning controls in a panel located to the right of the steering column.

Dash Outlets—At the right and left ends of the instrument panel are air outlets which may be swiveled to the desired position. The air from these outlets may be shut off by closing the outlet louvers. At the center of the instrument panel is an adjustable air outlet. By rotating the louvers with the center knob, the air can be directed up or down or it can be shut off.

Controls—Sliding lever controls provide desired temperature comfort at your fingertips. For ease of operation, the controls are combined with heating controls in the same panel.

For Cooling—Move the "AIR" control lever to the "NORMAL" position. This allows 100% outside air to enter the cooling system. Or move the "AIR" lever to the "RECIRC" (recirculate) position for a mixture of about 80% recirculated and 20% outside air. Use the "VENT" position to induce outside air (without refrigeration) during mild weather. For maximum cooling, move the "TEMP" lever to the "COOL" position. The cooled air is





delivered to the passenger compartment through the air conditioner outlets. For maximum rear seat cooling, partially close both side outlets, project air from the center outlet to the rear compartment, set fan switch on "HI" and put the control lever on "RECIRC". To temper the cool air, move the "TEMP" lever to any position between "COOL" and "WARM". This permits cool air to mix with heated air and enter the passenger compartment at the desired temperature through the air conditioner outlets. During cool, rainy weather use one of the two higher blower speeds and move the "AIR" lever to "NORMAL" to discourage window fogging. Adjust the "TEMP" lever to maintain comfort.

NOTE: When the "AIR" lever is moved to the "HEAT", "VENT" or "DEF" position, or the system is turned "OFF" after being operated in "NORMAL" or "RECIRC", the compressor clutch will not be disconnected until the ignition switch is turned off.

Fan Operation During Cooling—Under most conditions, adequate cooling may be obtained with the "LO" or one of the two medium fan speeds. Maximum cooling will result when the fan switch is in the "HI" position and the temperature control moved all the way to the left.

To Turn Cooling System Off—Move the "AIR" control lever to the extreme left which is the "OFF" position.

For Heating—Move the "AIR" control lever to the notched position directly under the word "HEAT". This allows 100% outside air to enter the heating system. To warm the air to the temperature you want, move the "TEMP" control lever to any position between "COOL" and "WARM." This permits the proper mixture of heated air and outside air to enter the passenger compartment through the heating outlets.

For Defrosting—Set the "TEMP" lever to obtain the air temperature you want. Move the "AIR" lever to the "DEFROST" position. This directs about 90% of the heated air to the windshield through the defroster outlets and 10% to the passenger compartment through the heating outlets.

For Humidity Control — The compressor is engaged by moving the "AIR" lever to "NORMAL" or "RECIRC" position. Once engaged, the compressor will run until the ignition switch is turned off. This will remove humid air from the system and minimize rapid fogging of the windows which can occur if humid air is blown onto cool glass.

To Control the Blower—Move the blower control lever to one of four positions: "LO," 1, 2, or "HI." These four blower speeds can be used for heating, defrosting and ventilation.

To Turn Heating System Off—Move the "AIR" control lever to the "OFF" position.

Power Ventilation

On this ventilation option available on certain models, blowers are added to provide upper level ventilation at low car speeds. A switch is located on the instrument panel to turn the blowers on and off. The upper level outlets are opened by pulling the upper ventilation control knobs located on the right and left cowl side panels at the lower ends of the instrument panel. The lower control knobs control the air flow through the outlets in the cowl side panels.

Rear View Mirror Map Light

This convenience feature (optional at extra cost) enables the driver to obtain light where he needs it simply by sliding the light switch, located on the lower edge of the mirror, to the right. The ignition lock must be in the "ON" or "ACCESSORY" position for the light to operate.



Remote Controlled Mirror

The control lever for this optional outside rearview mirror is located on the door. To adjust the position of the mirror, simply move the lever in the direction desired.

Power Brakes

Cars equipped with optional power brakes utilize engine vacuum to reduce the braking effort. The system has a vacuum reserve which will supply two or more power assisted brake applications after the engine has stopped. After the vacuum reserve has been exhausted, the vehicle can be stopped by using greater pedal force.

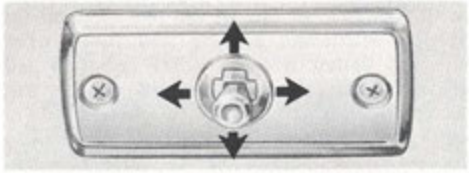

Power Operated Seats

Four-Way Electric—An electric combination four-way tilt type control is available on bucket seat equipped Oldsmobiles, on the driver's side only, as optional equipment. Moving the control switch forward and backward will provide corresponding movement of the entire front seat assembly. Moving the switch up or down will raise or lower the back portion of the seat assembly.

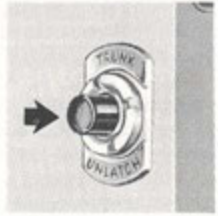

Power Trunk Lid Release

The control button for this optional item is located behind the glove box door. Pushing the button releases the trunk lid latch and allows the trunk lid to swing open. The control can be operated at all times with the engine running and two or three more times on reserve vacuum after the engine is stopped. The control works independently of the conventional key-opening operation and will not interfere with its function. Locking the glove box door prohibits access to the trunk lid control, should the trunk contents need this protection.

6. A station setting may be changed at any time by repeating the foregoing procedure.

Deluxe Radio—The Deluxe radio (optional equipment) is an all transistor unit that plays immediately when turned on. Its operation is simplified with two control knobs and five pre-set station push buttons.

AM-FM Radio—On the Optional AM-FM radio, either AM or FM reception may be selected by sliding the control switch (located immediately above the radio dial) to the right or left. The type of reception selected is indicated by the letters AM and FM which appear at the upper right and left corners of the control panel. The numerals on the upper part of the dial are for FM tuning and those on the lower part of the dial are for AM tuning. (Follow the procedure for push button tuning adjustment.)

FM reception, to a great degree, is free from atmospheric static and man-made interference such as neon lights, power lines, ignition systems, etc. Normal FM reception should be almost noise-free unless the radio is tuned to a very weak station in the fringe area. It may be necessary, while driving, to manually retune FM stations slightly to maintain peak reception.

AM-FM Stereo—In addition to providing AM-FM reception, this optional radio permits you to receive FM-Stereo broadcasts. The controls on this unit are similar to the AM-FM radio with the exception of selecting the frequency. Either AM or FM reception may be selected by sliding the control switch (located above the radio dial) to the right or left. An indicator light on the control panel (marked STEREO) comes on only when an FM stereo station is selected. It is also important that your front and rear speakers be properly balanced for the best stereo effect. The balance is adjusted by using the rear seat speaker knob. FM coverage will average 20 miles from the transmitting antenna which may be as much as 20 miles from the station studio address.

Manual Antenna—The manual antenna must be raised or lowered by hand. For optimum AM radio performance, the antenna mast should be fully extended. For optimum FM radio performance, the antenna should be extended to 31 or 32 inches.

Power Antenna Control—The power antenna (optional) is controlled by a toggle switch located under the top center edge of the instrument panel cover directly above the radio location. A clicking sound tells you when the antenna is completely in the "UP" or "DN" (down) position. For best results,



the antenna mast sections should be kept clean, and extended the same distance as recommended for the manual antenna.

CAUTION: Do not raise or lower the antenna mast by hand—use the control switch.

Rear Seat Speaker



With this optional equipment the outer right control on the radio panel enables you to blend or modulate the volume of the front and the rear seat speakers. As the control is turned to the right, the volume from the rear speaker is decreased. Turning the control to the left causes the reverse. With the word "SPEAKER" in the top position, the volume is approximately equal at the front and rear speakers.

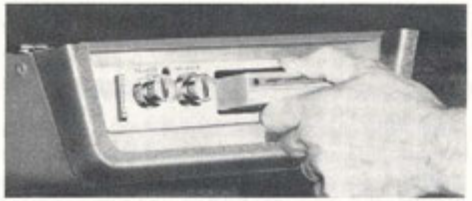

Stereo Tape Player

The optional stereo tape player provides pre-recorded stereo music for your enjoyment. It utilizes a 4-channel, 8-track tape pack and the front and rear radio speakers. (The radio does not have to be on).

To play the stereo, the ignition switch must be in the "ON" or "ACC" position. Insert the tape pack in the slot (label side up) and engage fully. The two player controls should then be adjusted as follows:

1. Program—push the program bar to select the desired program number. Individual songs or arrangements cannot be selected, as there may be more than one on each numbered program.
2. Volume and Tone—adjust as desired.
3. Balance—for the best stereo effect, the balance between the front and rear speakers may be controlled by turning the knob to the left or right as required.

To avoid damage to your tape packs, never leave one engaged in the player when not in use. Store tapes in a cool, dry and clean place, out of the direct sun light and with the open end of the pack up.



Rear Window Defogger

For rapid defogging of the rear window, an optional rear window defogger is available. It is mounted under the rear window filler panel, with the 2-position switch for the blower located under the top center edge of the instrument panel cover directly above the radio location. Moving the switch lever to the left operates the blower at "LO" speed and to the right at "HI" speed. The "OFF" position is in the center.

Rally Pack

Oldsmobile's Rally Pack (optional equipment) is a group of precision instruments mounted in two clusters. The functional instruments included in this unit are the generator light,



temperature gauge, oil pressure gauge, tachometer and clock.

The generator light glows when the ignition switch is turned on, but goes off when the engine is started. If the "Gen" light ever goes on with the engine running (even at idle) the charging system should be checked as soon as possible to prevent the Energizer (battery) from becoming discharged.

The temperature gauge shows the engine operating temperature. Should the pointer stay near or on the "H", the engine should be stopped immediately, allowed to cool and the coolant level checked.

CAUTION: The radiator cap should not be removed until the engine is cool.

The oil pressure gauge shows the engine oil pressure when the engine is running. During engine warm-up, indicated oil pressure will

be noticeably higher than when the engine is at normal operating temperature. Should the indicator point to the "L" at any time during normal driving, stop the engine immediately and have the cause corrected. Driving the car with low oil pressure can cause extensive engine damage.

The tachometer is provided to inform the driver of the engine speed in revolutions per minute and to serve as an aid in evaluating engine performance.

Rim Activated Horn Control



On this optional steering wheel, the horn control is activated by lightly depressing the soft section located on the inside circumference of the steering wheel rim.

Safety Sentinel



The safety sentinel indicator (optional equipment) is set at the desired speed by turning the safety sentinel knob located near the center of the speedometer cluster. When the car speed is increased so that it reaches or goes beyond the speed setting, a buzzer warns the driver that he is exceeding his desired speed.

Superlift Shock Absorbers

Optional Superlift Air Adjustable Shock Absorbers allow you to ride with the trunk or load space of your car or station wagon fully loaded but with no annoying sag or bumps. Air is added to the rear shocks as needed through the air valve located in the bumper behind the license plate on all models except station wagons. On station wagons it is located on the rear bumper at the top right corner of the license plate. A minimum pressure of 10-15 psi. should be maintained at all times. After the car is loaded, pressure may be increased until the rear of the vehicle reaches the desired riding height or to a maximum of 90 psi.

Tilt-Away Steering Wheel

The Tilt-Away steering wheel (optional equipment) can be tilted up above normal position to provide additional room for entrance and exit as well as selected driving positions at or below normal height. This permits individual selection of the most natural position for all driving conditions. On long trips the steering wheel position can be changed to minimize tension and fatigue.

The tilt mechanism is operated by lifting up on the small control lever on the left side of the steering column just below the directional signal lever, moving the steering wheel to the selected position, and releasing the lever.

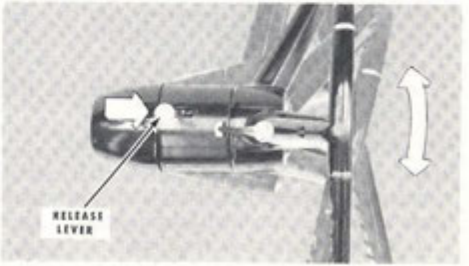

6 GUARDIAN MAINTENANCE FOR OWNER PROTECTION

Your 1969 Oldsmobile has been engineered for minimum owner maintenance service requirements. To insure that you continue to receive the optimum in performance and durability that has been built into your car, there are a few maintenance services which must be performed on a time or mileage basis, depending upon the amount of driving you do.

The quality of maintenance your new car receives is just as important as the regularity with which it is serviced. To provide nationwide quality in customer service, Oldsmobile Dealers and the Oldsmobile Division have cooperated in developing the "Guardian Maintenance Service" program. This program includes the training of both factory and dealer technicians at factory-dealer sponsored schools and is supported with a continuous follow-up of publications, films, charts and other service information. Therefore, no other service organization can possibly have more knowledge of servicing your Oldsmobile than your Oldsmobile Dealer and his trained service personnel.

There are other important factors which contribute to Oldsmobile's "Guardian Maintenance Service" program. One being the use of genuine General Motors parts and accessories which, through precision manufacturing techniques, have the same high quality standard as the original equipment. Another factor is the use of Oldsmobile designed or approved tools, developed and tested for use by Oldsmobile Dealers.

Owner Responsibility

Normal maintenance services and replacement of service items as described in this section are the responsibility of the owner and as such are not considered defects in material and workmanship under the provisions of the Oldsmobile New Vehicle Warranty. Weather and atmospheric conditions, varying road surfaces, individual driving habits and vehicle usage greatly contribute to the need for maintenance services. To help you get the utmost in satisfaction and extended service from your Oldsmobile, the principal services and replacement items are summarized below.

Maintenance Services

• **Lubrication**—Heat, cold, dusty conditions or unusually wet weather all contribute to the need for lubrication at regular intervals. In addition to the regular maintenance services at recommended intervals, throttle linkage, parking brake linkage, and body parts such as door and hood latches and hinges, weather stripping, etc., should receive attention at every oil change. As part of the periodic lubrication service, all lubricant and fluid levels should be checked and replenished as necessary.

• **Wheel Alignment and Wheel Balance**—Are affected by operating conditions such as hitting chuck holes and curbs, rapid starts and stops, tire skidding, etc. Wheel alignment and balancing service contribute to longer tire life and better vehicle handling.

• **Tire Rotation**—Rapid acceleration, quick stops, car speed and loading affect tire life and can cause uneven wear. Tires should be rotated regularly for uniform wear and maximum life.

• **Brake Services**—Brake linings are subject to wear from usage depending upon driving conditions and driving habits of each individual driver. Periodic check of brake lining condition is recommended for safe operation. When the brake system requires service, replace with genuine GM parts.

• **Engine Oil Change and Filters**—Changing engine oil, and air, fuel and oil filters at recommended intervals is the owner's best investment in prolonged engine life, efficiency and performance. When replacement is necessary, always insist on AC ACron filters.

• **Transmission Oil Change** —Extended use and contamination affect transmission fluid. To assure efficient operation, transmission oil pan should be drained and fresh fluid added, and strainer replaced, at the recommended intervals. DEXRON® fluid is recommended for automatic transmissions.

• **Emission Control** — A check of the items affecting vehicle emission control at the first oil change (4 months or 6,000 miles, whichever occurs first) is important to control hydrocarbon and carbon monoxide emissions within levels established by government standards and thus reduce air pollution. This check involves the adjustment of engine idle speed, ignition timing, idle fuel mixture, and an operational check of the Positive Crankcase Ventilation Valve (PCV) and related parts. Climatic conditions, type of operation, wear and contamination can affect these engine adjustments and proper functioning of the PCV valve. Checking for proper operation will not only contribute to the control of exhaust and engine emissions, but will improve performance and economy. Subsequent checks should be made at the 12-month or 12,000 mile interval, whichever occurs first, and every 12 months or 12,000 miles thereafter.

• **Engine Tune-Up and Electrical Checks** — Fuel and electrical systems are subject to wear and contamination and require periodic cleaning and adjustments to maintain maximum economy and performance. These same factors which have an important effect in the control of air pollution are included in engine tune-ups which are recommended at one year or 12,000 mile intervals. For maximum performance and economy for your Oldsmobile, replace with GM parts.

• **Positive Crankcase Ventilation Valve Replacement**—Crankcase vapors and other impurities can cause malfunction of the crankcase ventilation PCV valve resulting in an increase of crankcase emissions and cause improper engine idle conditions. Regular replacement of the PCV valve is recommended at 12-month or 12,000-mile intervals. Always specify an AC PCV valve at replacement time.

• **Belt Adjustments**—To assure proper performance of belt-driven engine components, all belts should be checked and adjusted periodically.

• **Carbon Deposits** — A degree of carbon buildup is normal in the combustion chambers of any gasoline engine, depending upon oil and fuel quality and operating conditions. For best results, follow the fuel and oil recommendations in this manual.

• **Air Conditioner** — Annual maintenance is necessary to assure proper performance. Adding of refrigerant may be necessary from time to time.

• **Paint, Chrome, Convertible Top and Trim** — are affected by normal wear and exposure. Proper maintenance and care of these items can add to their appearance and durability.

Replacement Items

• **Brake Linings** — are directly affected by driving habits and use; the replacement of brake linings and the reconditioning of brake drums (discs) should be performed when necessary.

• **Spark Plugs and Ignition Points** — are subject to wear and/or contamination. They should be inspected periodically and replaced if necessary. For maximum performance and economy for your Oldsmobile, replace with General Motors parts.

• **Filters** — perform the important function of cleaning air, fuel or oil and should be serviced at recommended intervals.

• **Wiper Blades** — life is dependent upon use and climatic conditions and they should be replaced when necessary.



7 RECOMMENDED LUBRICATION SERVICE

Ball Joints

The ball joints should be lubricated every 12 months, using a water resistant E.P. chassis lubricant, which meets GM Specifications 6031M. Inspect seals for damage at each lubrication.

Brake Master Cylinder

Check the fluid level at each oil change period. Wipe off the brake cylinder filler cap and unsnap the retainer. On all standard and power brakes, the fluid level must be maintained at ¼ inch below the top of **EACH** reservoir with Delco Supreme No. 11 Hydraulic Brake Fluid or equivalent. When replacing the cap be sure to fasten the retainer securely.

Chassis and Body Lubrication

The transmission and Cruise Control linkage, manual transmission shift linkage, clutch control linkage, hood hinges, stops and latches, should be lubricated at each oil change. The following points requiring body lubrication should also be checked and lubricated at each oil change: hinges on all doors, fuel filler door, trunk lid and tailgate; door lock striker, rotary lock, door jamb switches; manual seat adjusters and convertible top linkage.

Differential

Standard — Check lubricant level at each engine oil change period and keep filled to level of filler plug hole with lubricant Part Number GM-1050081 or SAE 90 milti-purpose type gear lubricant meeting Military Specification MIL-L-2105B available at your Oldsmobile Dealer. Periodic or seasonal changes are not recommended.

Anti-Spin — (requires special lubricant properties.) Check lubricant level at each engine oil change and add, as required, only with special lubricant Part Number GM-1050081 available at your Oldsmobile Dealer to assure proper function of the unit. Periodic or seasonal changes are not recommended except under heavy duty operating conditions such as trailer hauling. For heavy duty operations, it is recommended that the lubricant be replaced every 12,000 miles.

Engine Oil Recommendations

Use only engine oil which meets GM 6041-M standard. High quality oils which are intended for service MS and pass car markers' tests are of this quality. The oil change interval (see section on "Engine Oil Change Interval") and the new vehicle warranty are based on the use of oils that meet these requirements.

NOTE: Non-detergent and other low quality oils are specifically not recommended. The use of proper engine oils and oil change intervals are your best assurance of continued reliability and performance from your Oldsmobile engine.

Checking Oil Level — The engine oil should be maintained at the proper level. The best time to check it is before operating the engine or as the last step in a fuel stop. This will allow the normal oil accumulation in the engine to drain back in the crankcase. To check the level, remove the oil level gauge rod (dip stick), wipe it clean and reinsert it for an accurate reading. The oil gauge rod is marked "FULL" and "ADD". The oil level should be maintained within the margin, neigther going above the "FULL" line nor

below the "ADD" line. Reseat the gauge rod firmly after taking the reading.

NOTE: The oil gauge rod is also marked, "Use GM 6041-M Quality MS Oil," as a reminder to use only high quality oils as prescribed under "Engine Oil Recommendations."

Supplemental Engine Oil Additives — The regular use of supplemental additives is specifically not recommended and will increase operating costs. However, in cases of specific problems which may arise under certain conditions, additive supplements are available that can effectively and economically solve these problems without causing other difficulties. For example, if higher detergency is required to reduce varnish and sludge deposits resulting from some unusual operational difficulty, a thoroughly tested and approved concentrate — "GM Hi-Detergent Concentrate" — is available at your Oldsmobile Dealer. It is suggested that, in the event of an operational problem, you consult your dealer for advice.

Ventilation Filter (All V-8) — Remove the crankcase ventilation filter at each change of the oil filter (more often under dusty conditions), wash in kerosene, dip in SAE 10W-30 oil, allow excess oil to drain and reinstall.

Engine Oil Change Interval—Change oil each 4 months. If more than 6,000 miles are driven in a 4-month period, change oil each 6,000 miles.

In certain types of service including operation under dusty conditions, trailer hauling, extensive idling, service where the operation is primarily 10-mile or shorter trips, or PROLONGED OPERATION AT SUB-ZERO TEMPERATURE, OIL CHANGE INTERVALS SHOULD NOT EXCEED 2 MONTHS, OR 3,000 MILES, whichever occurs first. Operation in dust storms may require an immediate change of oil. See your Oldsmobile Dealer for advice on the frequency of oil and filter changes under unusual driving conditions.

The above recommendations apply to the first change as well as subsequent oil changes. The oil change interval for your Oldsmobile engine is based on the use of oils that meet the requirements indicated in the section on "Engine Oil Recommendations." Oil change intervals longer than those listed above will result in serious reductions in engine life and may affect Oldsmobile's obligation under the provisions of the new vehicle warranty.

A high quality MS oil meeting General Motors Standard GM 6041-M was installed in your engine at the factory. It is not necessary to change this factory-installed oil prior to the recommended normal change period. However, the oil level should be checked more frequently during the break-in period since somewhat higher oil consumption is normal until the piston rings became seated.

Recommended Viscosity—The proper viscosity helps assure good cold and hot starting by reducing friction and thus increasing cranking speed. The following chart will serve as a guide for selecting the proper oil viscosity.



NOTE: SAE 5W and 5W-20 oils are not recommended for sustained high speed driving. SAE 30 oils may be used at temperatures above 60°F.

Engine Oil Filter Replacement—The engine oil filter should be replaced at the first oil change and every second oil change thereafter. This recommendation is based on the use of engine oils that meet the requirements indicated in the section on "Engine Oil Recommendations," and the use of the applicable AC oil filter. At replacement time, specify an AC ACron filter.

Front Wheel Bearings

Clean, inspect and repack with a good high melting point wheel bearing grease only when brake maintenance necessitates removal of front drums; otherwise, no periodic maintenance is required.

Linkage and Body Lubrication

Every 12 months, the transmission and Cruise Control linkage, hood hinges, stops and latches should be lubricated. The following points, requiring body lubrication, should also be checked and lubricated every 12 months: hinges on all doors, fuel filler door, trunk lid, door lock striker, rotary lock, door jamb switches, seat adjusters and convertible top linkage.

Power Steering System

Check the fluid level in the pump reservoir at each engine oil change period with fluid at operating temperature. Add fluid as necessary. Fill reservoir only to the mark. Use Power Steering Fluid, Part Number GM-1050017. If not available, use General Motors DEXRON® Automatic Transmission Fluid, Part Number GM-1050568. Replace fluid only if necessary to disassemble.

Steering Linkage

The steering linkage (tie rods, relay rod and idler arm support) should be lubricated, using a water resistant E.P. chassis lubricant that meets GM specifications 6031M, every 12 months.

Automatic Transmissions

Check fluid level at each engine oil change period and replenish as needed. For an accurate oil level check, drive the car several miles making frequent starts and stops, to bring the transmission up to normal operating temperature (approximately 180-190°F.). When checking the oil, park the car on a level surface, place selector lever in "Park" and with the engine running, note reading. Add oil only with the transmission hot and the oil level at the ADD mark. The amount of oil required under these conditions is one pint. Do not over-fill. Change fluid and strainer every 24 months or 24,000 miles, whichever occurs first. (Clean screen on models equipped with screens.) Under heavy duty operating conditions or extensive stop and go driving, replace fluid and strainer (clean screen on models equipped with screens) at 12,000 mile intervals. General Motors, DEXRON® Automatic Transmission Fluid, Part Number 1050568, which has been especially formulated and tested for use in your automatic transmission, is recommended. Other Automatic Transmission Fluids identified with the mark DEXRON® are also recommended.

Manual Transmissions

Check lubricant level at each engine oil change and add, as required, SAE 80 (preferred) or SAE 90 multi-purpose gear lubricant meeting requirement of MIL-L-2105B. Periodic or seasonal changes are not recommended.

Transmission Band Adjustment

The Jetaway transmission band should be adjusted every 24 months.

8 RECOMMENDED GENERAL MAINTENANCE SERVICES

Air Cleaner

The air cleaner is a disposable type element. Replace the element every 24 months or 24,000 miles, whichever occurs first. Do not wash, oil, or clean with air hose. The air cleaner will require more frequent service under dusty conditions. Your Oldsmobile Dealer can advise you on the proper interval. For maximum protection specify an AC ACron air filter element.

CAUTION: In addition to its function of filtering air drawn into the engine through the carburetor, the air cleaner also acts as a flame arrester in the event the engine backfires. Because backfiring may cause fire in the engine compartment, the air cleaner should be installed at all times unless its removal is necessary for repair or maintenance of the vehicle.

Air Conditioning

IMPORTANT: Have a thorough service inspection performed before operating the unit at the beginning of the cooling season or as otherwise indicated as follows:

- Check refrigerant and replenish as necessary. Over the period of a year, the system may lose up to a pound of refrigerant through normal operation.
- Check and adjust compressor belt tension.
- Remove road accumulation from condenser (bugs, etc.) at least every 2,000 miles.

Brake Lining Inspection

Brake linings should be periodically inspected for wear by a qualified technician. The frequency of this inspection depends upon driving conditions such as traffic or terrain, and also the driving techniques of individual owners. Your Oldsmobile Dealer is best qualified to advise you as to how often this inspection should be performed. The effectiveness of the parking brake is related to rear brake lining wear and should be adjusted at the time of lining inspection. If replacement parts are required, specify General Motors and United Delco parts.

Carburetor

To meet Federal Exhaust Emission Requirements and to obtain maximum engine performance and fuel economy, carburetor idle speeds and mixture should be checked as recommended in the Maintenance Schedule. If engine stalls, idles too fast or idles roughly, it should be adjusted. The carburetor fuel inlet filter should be replaced every 12 months, or more often, if necessary.

NOTE: Some engines will increase in idle speed during the break-in period. If this occurs, an idle speed and mixture adjustment should be made. Refer to label in engine compartment for correct specifications.

Clutch Pedal Adjustment

The pedal should be adjusted from time to time so that it has free travel before the clutch actually begins to disengage. The pressure of one finger should be enough to push the pedal in about ¾ inch to 1 inch before resistance of the clutch springs is felt. If there

is little or no "pedal (clutch) lash," the clutch may be slipping and this will cause it to wear faster. If there is too much "pedal lash," the clutch may not disengage completely, causing gear shifting trouble. When "pedal lash" is less than ½ inch or more than 1 inch, an adjustment should be made by your Oldsmobile Dealer.



Coolant Recommendations

The inhibited year-around (permanent-type) engine coolant, used to fill the cooling system at the factory is a high quality ethylene glycol solution that meets General Motors Specification 1899-M. This factory-fill coolant solution is formulated to withstand two full calendar years or normal operation without draining or adding inhibitors, provided the same concentration of coolant is added if the system needs addition fluid between drain periods. The original factory fill coolant provides freezing protection to —20°F (—32°F in Canada).

Each year, the cooling system should be serviced as follows:

1. Wash the radiator cap thoroughly with clean water.
2. Check coolant level.
3. Check freeze protection.
4. Pressure test system. The system must hold 14 to 17 psi.
5. Inspect all hoses and clamps.

Every two years, the coolant should be replaced and the system cleaned as follows:

1. Drain coolant, when hot, through the radiator drain valve.
2. Close valve and add sufficient plain water to fill system.
3. Run engine until normal operating temperature is reached.
4. Drain and refill the system as described in steps 1, 2, and 3 a sufficient number of times until the drained liquid is colorless.
5. Allow system to drain completely and then close radiator drain valve tightly.
6. Add the necessary amount of high quality inhibited glycol base coolant meeting GM Specification 1899-M to provide the required freezing and corrosion protection (at least to —20°F, or —32°F in Canada).
7. Run engine until normal operating temperature is reached.
8. Check and adjust level of coolant after system has cooled sufficiently to remove radiator cap.

The following chart will serve as a guide in protecting the cooling system against freezing:

Quarts of Ethylene-Glycol Year Around Coolant		6 Qts. U.S. 5 Qts. Imp.	7 Qts. U.S. 5.75 Qts. Imp.	8 Qts. U.S. 6.75 Qts. Imp.	9 Qts. U.S. 7.5 Qts. Imp.
Temperature Protection Point	L-6 Without Air Cond.	—32°F.	—55°F.	———	———
	L-6 With Air Cond.	—32°F.	—55°F.	———	———
	V-8 Without Air Cond. (350 cu. in.)	———	—24°F.	—42°F.	———
	V-8 With Air Cond. (350 cu. in.)	———	—21°F.	—37°F.	———
	V-8 Without Air Cond. (400 cu. in.)	———	———	—33°F.	—52°F.
	V-8 With Air Cond. (400 cu. in.)	———	———	—25°F.	—40°F.

NOTE: Alcohol or methanol base coolants or plain water are not recommended for your Oldsmobile at any time.

It is the owner's responsibility to keep the freeze protection at a level commensurate with the temperatures which may occur in the area in which the vehicle will be operated. Regardless of whether freezing temperatures are or are not expected, cooling system protection should be maintained at least to —20°F to provide adequate corrosion and overheating protection. When coolant additions are required because of coolant loss or to provide additional protection against freezing at temperatures lower than —20°F (—32°F in Canada), a sufficient amount of an ethylene glycol base coolant meeting GM Specification 1899-M should be used.

Thermostat—The cooling system is protected and controlled by a thermostat installed in the engine coolant outlet to maintain a satisfactory operating temperature of the engine. This thermostat is designed for continuous use through both Winter and Summer and need not be changed seasonally. If replacement is necessary, specify a GM replacement part.

CAUTION: When the engine is at normal operating temperature or above, the internal pressure built up in the cooling system will blow out scalding fluid and vapors if the radiator cap is suddenly removed. To prevent loss of coolant and to avoid the danger of being burned, the coolant level should be checked or coolant added only when the engine is cool. Radiator pressure cap should be pressure checked every 12 months for proper operation and replaced with applicable A.C. type.

Distributor and Spark Plugs

To meet Federal Exhaust Emission Requirements and to obtain maximum engine performance and fuel economy, engine tune-up operations should be performed at the service intervals recommended in the Maintenance Schedule. This includes adjusting or replacing the distributor points, setting the timing, cleaning and gapping or replacing the spark plugs.

Energizer (Battery)

It is important that the Energizer receive the following care:

1. Check the fluid level in each cell at each engine oil change or once each month, whichever occurs first, and more often in hot weather. If low, add distilled water to bring the level to the bottom of the split ring in the cell filler well. Do not overfill and **never** add any substance to the fluid except colorless, odorless drinking or distilled water.

2. Keep your Energizer, Energizer cable clamps, and Energizer hold-down bracket clean. Cleaning should be done every 12 months. Use a brush and a solution of ammonia and water or baking soda and water. Flush off with clear water. After cleaning, apply petroleum jelly or petrolatum to Energizer cable clamps and terminals to retard corrosion.

3. If Energizer performance becomes questionable, have your dealer give the Energizer a "421 Test."

For maximum wattage requirements specify a Delco Energizer at replacement time.

CAUTION: Since normal battery or Energizer chemical action generates hydrogen gas which is highly explosive when mixed with air, never expose the battery to an open flame or electric spark. Also, avoid getting battery fluid, which is sulphuric acid solution, on skin, on clothing or other fabrics, or on painted surfaces. Eye protection should be worn while working on the battery for any reason.

Lights and Circuits

The headlamp circuit is protected by a circuit breaker in the light switch. An overload on the breaker will cause the lamps to "flicker" on and off. If this condition develops, have your headlamp wiring checked immediately.

CAUTION: It is the owner's responsibility to check all lamps, signaling systems and warning lights frequently to be sure they are working properly. Headlamp aim should also be checked periodically. It is important that any malfunctions be corrected promptly for your safety, and for the safety of others.

Mufflers and Resonators

Some Oldsmobile mufflers and resonators have drain holes to allow the corrosive exhaust condensate to escape. These holes may become plugged internally with solid residue or externally with mud. It is recommended that these drain holes be checked every oil change period to see that they are open.

Positive Crankcase Ventilation (P.C.V.) System

At the first oil change, the operation of the P.C.V. valve should be checked. The P.C.V. valve should be replaced and the system hoses and fittings inspected and cleaned or replaced, if necessary, every 12 months or 12,000 miles, whichever occurs first, more often under dusty driving conditions. At replacement time specify an AC P.C.V. valve.

NOTE: If the positive crankcase ventilator valve should become clogged, the engine idle will be adversely affected. Therefore, if the engine idle becomes too slow or rough, the ventilator valve should be checked before any carburetor adjustments are made to compenstate for the trouble.

Tires

The factory installed tires on your car are selected to provide the best all around tire performance for all normal operation. When inflated as recommended in the tire inflation pressure table, they have the load carrying capacity to operate satisfactorily at all loads up to and including the full rated load specified in that table at all normal highway speeds. For the added convenience of owners, many Oldsmobile Dealers are equipped to handle tire warranty adjustments on certain makes of tires provided on 1969 Oldsmobile cars.

Tire Traction—A decrease in driving, cornering and braking traction occurs when water, snow, ice, gravel, or other material is on the road surface. Driving practices and car speed should be adjusted to the road conditions. When driving on wet or slushy roads, it is possible for a wedge of water to build up between the tire and road surface. This phenomenon, known as hydroplaning, may cause partial or complete loss of traction, which adversely affects vehicle control and stopping ability. To reduce the possibility of traction loss, the following precautions should be observed:

1. Slow down during rainstorms or when roads are slushy.
2. Slow down if road has standing water or puddles.
3. Replace tires when tread wear indicators are visible.
4. Keep tires properly inflated.
5. For temporary assistance when traction is lost on ice or snow, the use of Liquid Tire Chain is recommended.

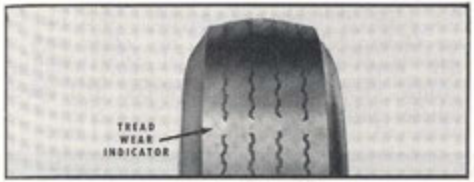

Tread Wear Indicators—The original equipment tires on your Oldsmobile incorporate built-in tread wear indicators to assist you in determining when your tires have been worn to the point of needing replacement. These indicators are molded into the bottom of the tread grooves and will appear as ½ inch wide bands when tire tread depth becomes 1/16 of an inch. When the indicators appear in two or more adjacent grooves, tire replacement due to tread wear is recommended.

Inflation Pressure—To ensure the proper tire inflation pressures for your particular requirements, follow the recommendations in the tire inflation pressure table. Keep tires properly inflated, and check inflation pressure at least monthly. This should provide you with the best tire life and riding comfort, over the full range of normal driving conditions.

RECOMMENDED TIRE INFLATION PRESSURES
Pounds Per Square Inch (Cold)

Model	Standard Inflation For All Loads Including Full Rated Load•	
	Front	Rear
All Models Except 4-4-2 and F-85 Station Wagons	25	25
4-4-2, All Models	26	26
F-85 Station Wagons	25	32

•Full Rated Load —
All F-85's (except station wagons) with:
Bench Seats — 6 passengers (3 front, 3 rear) plus 200 lbs. trunk load — total 1100 lbs.
Bucket Seats — 5 passengers (2 front, 3 rear) plus 200 lbs. trunk load — total 950 lbs.
Station wagons — 6 passengers (3 front, 3 rear) plus 300 lbs. luggage — total 1,200 lbs.

1. Tire inflation pressures may increase as much as 6 pounds per square inch (psi.) when hot.
2. For continuous high speed operation (over 75 mph) increase tire inflation pressure 4 pounds per square inch over the recommended pressures up to a maximum of 32 pounds per square inch cold for 4 ply rating tires. Sustained speeds above 75 mph are not recommended when the 4 pounds per square inch adjustment would require pressures greater than the maximums stated in the chart.
3. Cold tire inflation pressure: after vehicle has been inoperative for 3 hours or more, or driven less than 1 mile. Hot tire inflation pressure: after vehicle has been driven 10 miles or more at 60-70 miles per hour.
4. Station Wagon loads should be distributed as far forward as possible.
5. Vehicles with luggage racks do not have a vehicle load limit greater than specified.
6. When towing trailers, the allowable passenger and cargo load must be reduced by an amount equal to the trailer tongue load on the trailer hitch.

TIRE SIZES AND USAGE

Model	Standard 4 Ply Rating — 2 Ply	Optional Fiberglass Belted	Optional Whitewall Premium 4 Ply Rating — 4 Ply	Optional Whitewall 4 Ply Rating — 2 Ply	Optional White Letter Wide Oval 4 Ply Rating — 2 Ply
F85 Exc. "S" Coupes, 442 and S.W.	7.75x14	F78x14 White	7.75x14	7.75x14	N.A.
F85 "S" Coupes	7.75x14	F78x14 White or F70x14 Red	7.75x14	7.75x14	F70x14
442	F70x14 Red	F70x14 Red	N.A.	G78x14	F70x14
F85 Cutlass Station Wagons	8.25x14	G78x14 White	8.25x14	8.25x14	N.A.

Optional Fiberglass Belted Tires—These tires are applicable to trailer towing or when an extra margin of tire service is desired. Because of the stiffening belt under the tread, the ride characteristics may be somewhat different than that experienced with conventional tires. Follow the inflation pressures recommended in this Owner's Manual. To achieve best all around vehicle handling performance, fiberglass belted tires and conventional tires should not be mixed on the same car.

Tire Rotation Information—To equalize wear it is recommended that the **four** road tires be rotated every 6,000 miles in accordance with diagram. **It is not necessary to rotate the spare.** Upon rotation, tire pressures must be adjusted (front and rear) in accordance with the recommendations in the tire inflation pressure table. Also keep tires balanced, the front wheels aligned, and periodically examine your tires for unusual wear or damage.

NOTE: Only those tires of the size shown on the adjacent table are recommended for use on Oldsmobiles. Use of any other size of tire may seriously affect ride, handling, ground clearance, tire clearances, and speedometer calibration.

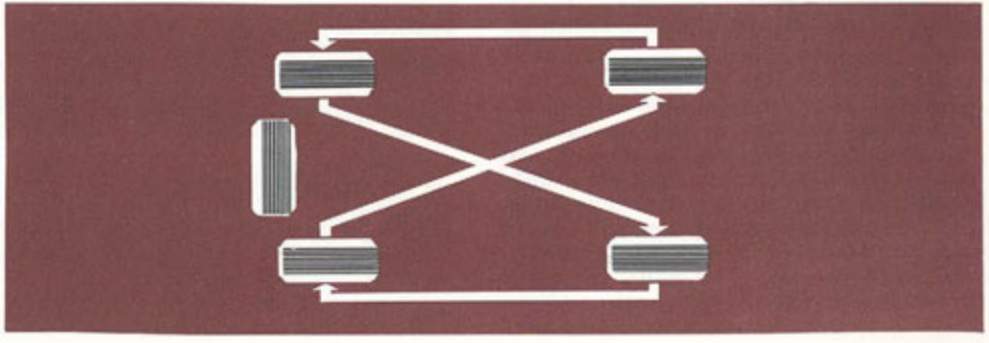

9 RECOMMENDED APPEARANCE CARE

Acrylic Lacquer

Your Oldsmobile is finished with General Motors "Magic-Mirror" acrylic lacquer. This is a finish of maximum beauty in depth of color, gloss retention and durability.

Aluminum Parts

The following aluminum parts should be cleaned frequently with lukewarm water and a mild soap or neutral detergent. In severe cases, road oil and tars may be removed from aluminum by using a chemical cleaner which is specified for use on acrylic finishes. Strong alkali soaps or abrasive cleaners (such as some insect removers or tire cleaners) should never be used. Do not permit the use of cleaning solutions containing caustic cleansing agents for the cleaning of your car.

- Most Bright Metal Upper Exterior Moldings
- All bright Metal Interior Moldings

Convertible Top

The folding top should never be subjected to volatile cleaners or household bleaches. Frequent washing with neutral soap suds, lukewarm water and a soft bristle brush is normally all that is necessary to maintain the "Factory Fresh" look. In the event heavy soilage or stubborn stains are encountered, a mild foaming cleanser, lukewarm water and a soft bristle brush may be used. If desired, the top may be supported from the underside during the cleaning operation. Regardless which cleaning method is used, a generous amount of rinse water should be used, as any soap that may have run down on the body finish may cause streaks if allowed to dry. After cleaning the top, be certain the top is thoroughly dry before it is lowered. The rear window in the back curtain may be cleaned in the same manner as all body glass. Volatile cleaning agents should be avoided as these liquids could have a deteriorating effect if spilled on the back curtain material or any painted finish.

Chrome Plated and Stainless Steel Parts

Wash all bright metal parts frequently to alleviate the destructive forces of salt, calcium chloride, exhaust gases, industrial fallout and other corrosive elements. Then follow with a protective coating, such as a light application of a mixture of motor oil and kerosene (50% oil — 50% kerosene) on surfaces that are stain and rust free. If necessary, Liquid Glaze Cleaner and Wax may be used to remove rust from chrome plated parts before applying a protective coating. Proper protection is an owner responsibility and parts damaged by chemical action or abrasion are not considered to be defective under the terms of the Oldsmobile New Vehicle Warranty.

Glass and Mirrors

Never wipe glass with dry paper or cloth or operate the wipers when the glass is dry. Dirt and insects can be removed with clear water or a mild liquid household cleaner. The use of harsh abrasives should be avoided. Periodic inspection and replacement of wiper blades will reduce the possibility of the windshield becoming scratched and will assure clear vision under adverse driving conditions.

Rubber Mats

Use only neutral soap and water for cleaning. Do not use any volatile type cleaners as damage to the mat color can result or the mat may become soft and gummy.

Inside Car Care

Dirt and dust that accumulate on the uphol-

stery, vinyl covered trim parts and carpeting of your car should be removed regularly where necessary. For best results, stains on upholstery should be removed immediately. GM All Purpose Cleaner Concentrate with lukewarm water should be used to clean fabrics, coated fabrics and genuine leather. Only the suds should be applied, using a damp cloth, sponge, or soft brush and rubbed gently. The suds should then be removed with a clean, damp cloth or sponge. Finally, the surface should be wiped with a soft cloth. In some cases it may be necessary to use either GM Upholstery Cleaner or GM Upholstery Spotter or equivalent as the label directs.

CAUTION: When cleaning interior fabrics or carpeting, do not use volatile cleaning solvents such as acetone, lacquer thinners, carbon tetrachloride, enamel reducers, nail polish remover, or laundry soaps, bleaches and reducing agents. NEVER USE GASOLINE OR NAPHTHA FOR ANY CLEANING PURPOSE.

Touch-Up Paint

Nicks and chips in paint surfaces should be touched up before weathering action begins. The best time to detect them is right after the car has been washed. Touch-Up Paint to match your car's color is available at most Oldsmobile Dealers.

Under Coating

When applying this added protection, the undercoating material should not be applied to any moving or rotating parts. It should also be kept off air conditioner fittings and lines, body drainholes, and exhaust systems.

Vinyl-Covered Roof Tops

Ordinarily plain water is sufficient to clean the optional vinyl tops when the car is washed frequently. However, to remove accumulated dirt and grime, use a soft, natural bristle brush with GM All Purpose Cleaner Concentrate and lukewarm water. Scrub in all directions, covering a 2-foot area at a time. Carefully, overlap each section to avoid streaking and then rinse with plenty of water to remove all suds and dirt.

Washing

The best way to preserve the finish is to keep it clean. Normally, only frequent washings are required to maintain its original beauty. Wash the car with either cold or warm (never hot) water, not in the direct rays of the sun and not while the sheet metal surfaces are hot. Never wipe dirt from dry painted surfaces because this may scratch the finish. The use of strong soaps and chemical detergents should be avoided and in any event, cleaning agents should be promptly flushed from the surface and not allowed to dry or they may streak the finish.

NOTE: Some chemical cleaners used for removing road oil and tars from painted surfaces are detrimental to acrylic finishes. When purchasing a cleaner, make sure that the instructions on the container specifically state that the contents can be used on an acrylic finish.

Waxing and Polishing

Even though the acrylic paint on your car is durable, under certain conditions it may be advisable to wax or polish your car to provide added protection. Calcium chloride and other salts, road oil and tar, tree sap, chemicals from factory chimneys and other foreign matter may damage any known automobile finish if allowed to remain in contact with the paint film. Prompt washing may not thoroughly remove these deposits. This is particularly true in geographical areas where these exposure conditions are severe. Properly applied polishes and waxes of known quality will provide the best protection. Most Oldsmobile Dealers offer polishes or waxes which can be of real value in maintaining a good paint finish.

10 OLDSMOBILE GUARDIAN MAINTENANCE SCHEDULE for OWNER PROTECTION

MAINTENANCE SERVICE	MAINTENANCE INTERVAL (Time in Months)														
	4	8	12	16	20	24	28	32	36	40	44	48	52	56	60
• ENGINE OIL — Change	X	X	X	X	X	X	X	X	X	X	X	X	X	X	X
FLUID LEVELS. All — Check and Add If Necessary. (Except Manual Steering Gear)	EACH OIL CHANGE														
• ENGINE OIL FILTER — Replace	X		X		X		X		X		X		X		X
CRANKCASE VENTILATION FILTER — Clean and Re-oil	EACH CHANGE OF THE OIL FILTER														
• EMISSION CONTROL ADJUSTMENTS															
SPARK PLUGS — Clean and Gap or Replace (Not required at first 4 month interval)															
DISTRIBUTOR POINTS — Adjust or Replace and Set Timing	X		X			X			X			X			X
CARBURETOR — Adjust Idle Speeds and Mixture															
P.C.V. SYSTEM — Service (Check operation of P.C.V. valve at first oil change)															
LINKAGE (Transmission, Cruise Control, Manual Shift & Clutch) — Lubricate			X			X			X			X			X
HOOD STOPS, HINGES, LATCHES AND ALL BODY HINGES — Lubricate			X			X			X			X			X
STEERING LINKAGE AND BALL JOINTS — Lubricate and Check Seals for Damage			X			X			X			X			X
BATTERY — Clean Terminals and Cables			X			X			X			X			X
CARBURETOR — Replace Fuel Inlet Filter			X			X			X			X			X
COOLING SYSTEM — Pressure Test, Wash Radiator Cap and Add Coolant If Necessary			X			X			X			X			X
• AIR CLEANER ELEMENT — Replace						X						X			
• AUTOMATIC TRANSMISSION — Change Fluid — Replace Strainer or Clean Screen						X						X			
JETAWAY TRANSMISSION BAND — Adjust (Not Required on Turbo Hydra-Matic)						X						X			
BRAKE SYSTEM WARNING LIGHT — Check Operation						X						X			
ENGINE COOLANT — Service System and Install New Coolant						X						X			
SPEEDOMETER CABLE — Lubricate						X						X			
AIR CONDITIONER — Check Operation and Service as Needed	AT BEGINNING OF EACH COOLING SEASON														
FRONT WHEEL BEARINGS — Repack	ONLY WHEN BRAKE MAINTENANCE REQUIRES DRUM REMOVAL														
TIRE PRESSURES, All Including Spare — Check When Cold	AT LEAST ONCE A MONTH														
TIRES, Except Spare — Rotate	EVERY 6,000 MILES (See Chart Page 48)														

• EXCEPTIONS TO THE ABOVE SCHEDULE FOR HIGH MILEAGE AND ADVERSE DRIVING CONDITIONS

ENGINE OIL — Exceptionally high mileage drivers (over 24,000 miles per year) should change oil at six thousand mile intervals when this occurs in less than 4 months. Under adverse or heavy-duty operations such as dusty conditions, trailer hauling, extensive idling, numerous short trips of 10 miles or less, or prolonged operation at sub-zero temperatures, change engine oil every 2 months or at three thousand mile intervals, whichever occurs first.

ENGINE OIL FILTER — Replace at first oil change and every second oil change thereafter.

EMISSION CONTROL ADJUSTMENTS — Perform at first oil change and at 12 months or 12,000 mile intervals thereafter.

AIR CLEANER ELEMENT — Replace every 24,000 miles or more often as required when operating under dusty conditions.

AUTOMATIC TRANSMISSION — NORMAL OPERATION — Change fluid and replace strainer or clean screen every 24,000 miles. HEAVY DUTY OPERATION — Change fluid and replace strainer or clean screen every 12,000 miles.

IMPORTANT! — For maximum performance and economy keep your GM car all GM. Specify General Motors parts identified by one of these trade-marks:

11 TECHNICAL DATA

DIMENSIONS (IN INCHES)

SERIES	TREAD Front	TREAD Rear	WHEEL BASE	OVERALL LENGTH	OVERALL WIDTH
Coupes and Convertibles	59.0	59.0	112.0	201.9	76.2
Sedans	59.0	59.0	116.0	205.9	76.8
Station Wagons	59.0	59.0	116.0	212.6	76.8

CAPACITIES

COOLING SYSTEM	UNITS	U. S. MEASURE	IMPERIAL MEASURE
L-6 Engine	Qts.	12.0	10.0
With Air Conditioning	Qts.	12.0	10.0
350 V-8 Engine	Qts.	15.0	12.0
With Air Conditioning	Qts.	16.0	13.0
400 V-8 Engine	Qts.	16.0	13.0
With Air Conditioning	Qts.	17.0	14.0
(Without Heater Subtract ¾ of a Quart.)			
DIFFERENTIAL	Pts.	3.7	3.0
ENGINE CRANKCASE			
Drain and Refill	Qts.	4.0	3.25
Unit Disassembled or When Changing Oil Filter	Qts.	5.0	4.25
FUEL TANK			
All Except Station Wagons	Gals.	20.0	16.75
Station Wagons	Gals.	22.5	18.75

CAPACITIES (continued)

AUTOMATIC TRANSMISSION	UNITS	U. S. MEASURE	IMPERIAL MEASURE
Turbo Hydra-Matic 400			
Drain and Refill	Qts.	3.0	2.5
After Complete Overhaul	Qts.	10.0	8.3
Turbo Hydra-Matic 350			
Drain and Refill	Qts.	3.0	2.5
After Complete Overhaul	Qts.	10.0	8.3
Jetaway			
Drain and Refill	Qts.	3.0	2.5
After Complete Overhaul	Qts.	9.0	7.5
MANUAL TRANSMISSION			
3-SPEED (Except Floor Shift)	Pts.	3.55	3.0
3-SPEED (Floor Shift and 442 Models)	Pts.	4.50	3.75
4-SPEED	Pts.	2.25	1.75
POWER STEERING			
Pump Only	Qts.	.6	.45
Complete System	Qts.	1.2	.9

Radiator Cap Pressure Specification ..... 14-17 psi
Thermostat Temperature Specification ..... 195°F

TIRE SIZES AND PRESSURES — See Charts in the Tire Section of This Book.



Identification Numbers

Vehicle Identification Number — This is the legal number of the vehicle which is embossed on a plate attached to the top of the instrument panel on the driver's side and is easily seen through the windshield from outside the car. It is also imprinted on the Protect-O-Plate and appears on the Vehicle Certificates of Title and Registration.

Body Identification Number—The body style number, body serial number, trim number and paint code are shown on a plate affixed to the left side of the cowl and can be seen when the hood is raised.

ENGINE SPECIFICATIONS

ENGINE	250 L-6 1 BBL.	350 L.C. 2 BBL.	350 H.C. 4 BBL.	400 H.C. 4 BBL.	400 H.C. 4 BBL.
Bore and Stroke	3.87 x 3.53	4.057 x 3.385	4.057 x 3.385	3.870 x 4.250	3.870 x 4.250
Compression Ratio	8.5 to 1	9.0 to 1	10.25 to 1	10 to 1	10.5 to 1
Cubic Inch Displacement	250	350	350	400	400
Horsepower (Taxable)	36	52.7	52.7	47.9	47.9
Horsepower (Brake)	155 @ 4200 RPM	250 @ 4400 RPM	310 @ 4800 RPM	325 @ 4600 RPM	350 @ 5000 RPM
Firing Order	1-5-6-3-2-4	1-8-4-3-6-5-7-2	1-8-4-3-6-5-7-2	1-8-4-3-6-5-7-2	1-8-4-3-6-5-7-2
Code Number Prefix	VA, VB, VE, VF	QA, QB, QI	QN, QP, QV	QR, QS	QW
AC Spark Plug Type	R 46 N	R 46 S	R 45 S	R 44 S	R 44 S
Spark Plug Gap	.035	.030	.030	.030	.030
Distributor Point Dwell	31° to 34°	30°	30°	30°	30°
Ignition Timing	0° BTC @ 700 RPM	6° BTC @ 850 RPM	8° BTC @ 850 RPM	8° BTC @ 850 RPM	2° BTC @ 850 RPM
Energizer (Battery) (Amp Hrs. / No. Plates)	Delco Y55 44/54	Delco R59 61/66	Delco R59 61/66	Delco R69 70/77	Delco R69 70/77
Fuel Recommended	Regular	Regular	Premium	Premium	Premium

LAMP SPECIFICATIONS

INTERNAL LAMPS

USAGE	QUANTITY	LAMP NO.
Instrument Cluster Lighting — Speedometer	2	194
Instrument Cluster Lighting — Gas Gauge and Tell Tale	3*	
Turn Signal Indicator	2	
High Beam Indicator	1	
Generator Warning	1	161
Brake Warning	1	
Oil Pressure Warning (Exc. Rocket Rally Pac)	1	168
Engine Temp. Indicator (Exc. Rocket Rally Pac)	1	
Clock-Tachometer (Rocket Rally Pac)	2	
Ash Tray Light	1	1445
Heater Control	1	
Cruise Control "On" Light	1	
HMT Shift Indicator — Console Only	1	1895
Console Compartment	1	
Glove Box	1	1893
Electric Clock (Exc. Rocket Rally Pac)	2	
Radio Dial	1	
Map Lamp	1	563
Mirror Map Light	1	
Dome Lamp	1	211
Rear Quarter Lamps	2	212
Courtesy Light	2	90
Armrest	2	
Courtesy Light — Console	2	97
Trunk	1	631
Underhood Light	1	

EXTERNAL LAMPS

USAGE	QUANTITY	LAMP NO.
License	1	97
Parking and Turn Signals	2	1157NA
Tail and Stop	2	1157
Back Up Lamps	2	1156
Headlamp — Upper Beam	2	L-4001
Headlamp — Upper and Lower Beam	2	L-4002
Side Marker — Rear (All Except Station Wagon)	2	194
Side Marker — Front	2	194A

*Rocket Rally Pac Gages and Tell Tale uses 2 #168 bulbs.

FUSE SPECIFICATIONS

The following fuses are located in the fuse block on the front passenger compartment wall adjacent to the steering column. Do not use fuses of higher amperage rating than those specified below.

Usage	Name of Fuse Circuit on Fuse Block	Fuse Type and Amperes
Radio Tape Player	Radio	AGC-10
Turn Signal Back-Up Lamps Electric Antenna Cruise Control	Dir. Sig. Back Up	SFE-20
Tail Lamps Side Marker Lamps License Lamp Underhood Lamp	Tail	SFE-20
Stop Lamps Hazard Warning Lamps	Stop-Haz.	SFE-20
Instrument Panel Lamps	Inst. Lps.	SFE-4
Windshield Wipers	Wiper	AGC-25
Heater Air Conditioner Rear Window Defogger	Heater-A/C	AGC-25
Transmission-Control Parking Brake Lamp	Gauges-Trans.	AGC-10
Electric Windows Mirror Map Lamp	Pwr. Rly. & Accsy.	SFE-20
Clock Cigar Lighter Dome Lamp Courtesy Lamps Trunk Lamp Glove Box Lamp	Clk., Ltr.-Ctsy.	AGC-25

The following circuits employ circuit breakers or have fuses located as indicated:

Headlamps	Circuit Breaker	Built-In Light Switch
Directional Signal Flasher	GM Part Number 383638 or 383639 (Exc. Station Wagon and Cutlass Supreme) GM Part Number 383636 or 383637 (All Station Wagons and Cutlass Supreme)	In Clip Behind Instrument Panel
Hazard Warning	GM Part Number 3904868	In Fuse Block

INDEX

Acrylic Lacquer 49
Air Cleaner 43
Air Conditioning
  Maintenance 43
  Operation 30, 31
Anti-Theft Ignition, Steering and Transmission Lock 5
Ash Trays 15
Ball Joints 40
Braking Systems
  Automatic Adjusters 19
  Maintenance 43
  Master Cylinder 40
  Parking and Release 19
  Power Operation 32
Capacities 52
Car Care, Inside 49
Carburetor 43
Charging System Light 14
Chrome-Plated Parts 49
Cigar Lighter 15
Clock 29
Clutch Pedal Adjustment 43
Convertible Tops 15, 49
Cooling System 44, 51
Cruise Control 29
Differential
  Anti-Spin 40
  Maintenance 40
Dimmer Switch 17
Turn and Lane Change Signals 16
Distributor 45
Emergency Starting 6
Energizer (Battery) 45
Engine Oil 40
Engine Specifications 53
Exhaust Gas Warning 7
Fuel
  Filler Tube Location 10
  Gauge 14
  Requirements 10
Fuse
  Block Location 17
  Specifications 55
Glass, Window and Door 49
Hazard Warning Flasher 16
Headlight and Instrument Panel Light Switch 17
Heating and Defrosting
  With Air Conditioning 30
  Without Air Conditioning 18
Hood Latch Operation 18
Horn Control Rim Activated 36
Jack Operation 12
Keys 5
Lights
  Brake Warning System 14
  Courtesy and Dome 29
  Rear View Mirror Maplight 32
  Specifications 54
Locks and Latches
  Manual 5
Lubrication (Chassis and Body) 40
Mirrors 25, 32
Mufflers and Resonators 46
Odometer 14
Oil Pressure Indicator 14
Operating Speeds 9
Operation in Foreign Countries 11
Paint (Touch-Up) 50
Radios and Equipment 33, 34
Rally Pack 35
Restraints
  Lap Belts 20
  Shoulder Belts 21
  Child Restraints 22
  Head Restraints 23
Rear Window Defogger 35
Safety Sentinel 36
Schedule of Services 51
Seat
  Adjustments 20
  Front Seat Back Lock 23
  Power Operated 32
  2nd and 3rd Operation 26
Spark Plugs 45
Speedometer 14
Stainless Steel Parts 49
Starting the Engine 6
Steering
  Linkage 42
  Maintenance 51
  Power 33, 42
  Tiltaway 36
Storage 12
Sun Visor Adjustment 23
Superlift Shock Absorbers 36
Tailgate Operation 26
Tachometer 36
Temperature Indicators 14
Tires 46
Towing 11
Trailer Hauling 10
Transmission
  Maintenance 42
  Operation 7
Trunk
  Compartment 23
  Power Release 32
Stereo Tape Player 35
Ventilation 24
Vinyl-Covered Roof Tops 50
Washing 50
Waxing and Polishing 50
Window Controls, Power 33
Windshield
  Solvent 25
  Washers and Wipers 24

ZONE OFFICES

To assist Oldsmobile Dealers, who are conveniently located throughout the United States, Oldsmobile Division maintains, in strategic locations, the following Zone Offices:

Atlanta, Georgia 30303
Peachtree Center Bldg.
230 Peachtree St., N.W.

Boston, Mass. 02116
30 St. James Ave.

Buffalo, New York 14203
Tishman Building
10 Lafayette Sq.

Charlotte, N. C. 28203
1051 E. Morehead St.
Suite 100
P. O. Box 3486

Chicago (Park Ridge), Ill. 60068
Executive Plaza
205 West Touhy Ave.

Cincinnati, Ohio 45202
Kroger Building
1014 Vine Street

Cleveland, Ohio 44116
Park-West Bldg.
20545 Center Ridge Rd.

Dallas, Texas 75201
Southland Center

Denver, Colorado 80202
1212 Security Life Bldg.
1616 Glenarm Place

Detroit (Southfield),
Mich. 48075
Northland Towers Suite 700
15565 Northland Drive

Houston, Texas 77025
Fannin Bank Bldg.
1020 Holcombe Blvd.

Indianapolis, Indiana 46204
Fidelity Building
Monument Circle

Jacksonville, Florida 32207
Gulf Life Tower, Suite 1742
Gulf Life Drive

Kansas City, Mo. 64199
Commerce Towers Bldg.
P. O. Box 13247

Los Angeles (Woodland Hills),
6355 Topanga Canyon Blvd.
Calif. 91364

Memphis, Tennessee 38111
Century Building
3294 Poplar Ave.

Milwaukee, Wisconsin 53226
Mayfair Plaza
2421 North Mayfair Rd.

Minneapolis, Minn. 55435
Pentagon Office Park
4640 W. 77th Street

Newark (East Orange),
N. J. 07018
Liberty Mutual Ins. Bldg.
240 S. Harrison

New York, New York 10022
General Motors Bldg.
767 Fifth Ave.

Oakland, California 94612
First Western Building
1330 Broadway

Oklahoma City, Okla. 73105
First Fidelity Ins. Bldg.
4400 North Lincoln Blvd.

Omaha, Nebraska 68131
4460 Farnam St.

Philadelphia (Bala-Cynwyd),
Pa. 19004
Barclay Building
City Line and Belmont Aves.

Pittsburgh, Pa. 15222
1 Gateway Center

Portland, Oregon 97204
Executive Building
811 S.W. 6th Ave.

St. Louis, Missouri 63105
Clayton Inn Office Bldg.
Suite 1100
230 S. Bemiston Ave.

Washington (Silver Spring),
Md. 20910
Summit Office Bldg.
8555 16th Street

GENERAL MOTORS PRODUCTS OF CANADA ZONE OFFICES

Ottawa
875 Belfast Road

Montreal
5000 Trans-Canada Highway,
Point Claire, Quebec

Moncton
653 St. George Street

Vancouver
900 Terminal Avenue

Calgary
P. O. Box 2510

Regina
581 Park Street
Box 2006

Winnipeg
1345 Redwood Avenue

London
Box 5412 — Terminal "A"

Toronto
68 Richmond Street, E.

MEXICO

General Motors de Mexico S.A. de C.V.
Av. Ejercito Nacional No. 843
Mexico 5, D. F.

CHC 20270

For Dependable Service look for these Signs of Quality



You'll find them at your Oldsmobile Dealership

PART NO. 403465

SECOND EDITION — NOVEMBER, 1968 — LITHO IN U.S.A.

OLDS 1331
REV. 3-65

OLDSMOBILE DIVISION
GENERAL MOTORS CORPORATION
LANSING, MICHIGAN 48921

ENGINEERING ORDER

TYPE OF ORDER	ORDER DATE	ORDER NO
PRODUCTION CHANGE	3-13-69	69-6, Supp. 30

NAME	GROUP	PART NO
OPTIONAL EQUIPMENT	35	See Attached Sheet 9 Of 13

USED ON	YEAR	LAST DWG CHANGE DATE
35400, 36400, 36600, 38400 & 38600	1969	

COPIES TO:

A.E.O. Distribution #1

G.M. Canada - Oshawa (4)
R.S. Peters - Engineering Staff

THIS ORDER EFFECTIVE	REQUESTED BY
As soon as possible.	

DISPOSITION OF STOCK

THIS ORDER ISSUES REVISED SHEET 9 OF 13 OF FACTORY INSTALLED OPTIONAL EQUIPMENT WHICH WILL BE AVAILABLE FOR THE 1969 REGULAR CAR SERIES.

Since the List was last issued with A.E.O. #69-6, Supplement 29, the following changes have been made:

Removed the following Group:
35P80 - Tire - Fiberglass Belted - White Wall.

Added the following Groups:
35P82 - Tire - Fiberglass Belted - Black Wall.
35P83 - Tire - Fiberglass Belted - White Wall.

All Engineering Releases, Parts Lists and other Records will be revised to reflect the above releases and cancellation.

A COMPLETE LIST WAS LAST ISSUED WITH A.E.O. #69-6, SUPPLEMENT 12, DATED 2-2-68. REPLACE SHEET 9 ONLY WITH THE ATTACHED SHEET AND RETAIN THE BALANCE OF SHEETS TO MAINTAIN A COMPLETE NEW LIST.

LT

AUTHORITY:

PRINTS ATTACHED:

See Attached Sheet.

SIGNED: W.J. Freiberg, T.S. Munn, R.A. Dorshimer, H.H. Kehrl

APPROVED: TM 3/13 G.T. Jones, W.H. Jackson, D.W. Severance, O.A. Kern, J.B. Beltz, R.W. Perkins, W.A. Weidman, F.W. Ball (3), R.C. Steele

OLDSMOBILE DIVISION
GENERAL MOTORS CORPORATION
1969 FACTORY INSTALLED OPTIONAL EQUIPMENT

JUNE 14, 1968

SUPERSEDES 2/23/68

MODELS & BODY STYLES

35400 DELTA 88
- 37 - HARDTOP COUPE
- 39 - HOLIDAY SEDAN
- 67 - CONVERTIBLE
- 69 - TOWN SEDAN

36400 DELTA 88 CUSTOM
- 37 - HARDTOP COUPE
- 39 - HOLIDAY SEDAN
- 69 - TOWN SEDAN

36600 DELTA 88 ROYALE
- 47 - HARDTOP COUPE

38400 NINETY EIGHT
- 39 - HOLIDAY SPORTS SEDAN
- 57 - HARDTOP SPORTS COUPE
- 67 - CONVERTIBLE
- 69 - TOWN SEDAN

38600 NINETY EIGHT
- 39 - LUXURY SEDAN (HARDTOP)
- 69 - LUXURY SEDAN (PILLAR)

CODE
- X - AVAILABLE AS SHOWN
- N - NOT AVAILABLE
- S - INCLUDED AS STANDARD EQUIPMENT
- # - SHIPPED WITH CAR *IN TRUNK COMPARTMENT*

		54		64		66	84		86
		33	66	33	6	4	35	66	36
		79	79	79	9	7	97	79	99
A01	TINTED BODY GLASS *INCL WINDSHIELD*	XX	XX	XX	X	X	XX	XX	XX
A02	TINTED WINDSHIELD GLASS	XX	XX	XX	X	X	XX	XX	XX
A31	ELECTRIC 4-WINDOW LIFTS	XX	XX	XX	X	X	SS	SX	SS
A39	DELUXE SEAT BELTS - FRONT & REAR	NN	XN	NN	N	N	NN	SN	NN
A42	ELECTRIC 6-WAY SEAT ADJUSTER *BENCH SEAT* * NOT AVAILABLE WITH AM6 *	XX	XX	XX	X	X	XX	XX	XX
AG1	ELECTRIC 6-WAY SEAT ADJUSTER * 60-40 SEAT - DRIVER SIDE ONLY * * AVAILABLE ONLY WITH AM6 *	NN	NN	NN	N	N	NN	NN	XX
AG2	ELECTRIC 6-WAY SEAT ADJUSTER * 60-40 SEAT - PASSENGER SIDE ONLY * * MUST GET AG1 & AM6 *	NN	NN	NN	N	N	NN	NN	XX
A46	ELECTRIC 4-WAY SEAT ADJUSTER * L.H. BUCKET SEAT - A51 OPTION *	NN	NN	NN	N	X	NN	NN	NN
AM6	SEAT ASSEMBLY - FRONT SEAT SPLIT 60/40 WITH CENTER ARM REST * NOT AVAILABLE WITH A42 *	NN	NN	NN	N	N	NN	NN	XX
A51	BUCKET SEAT OPTION - STRATO	NN	NN	NN	N	X	NN	NN	NN
A74	HEAVY DUTY CUSHION & BACK SPRINGS - FR & RR	NX	NX	NN	N	N	NN	NN	NN
A85	FRONT SHOULDER BELTS - DELUXE TYPE * MUST GET A39 OPTION *	NN	XN	NN	N	N	NN	XN	NN

54		64		66	84		86
33	66	33	6	4	35	66	36
79	79	79	9	7	97	79	99
SS	XS	SS	S	S	NN	NN	NN
XX	XX	XX	X	X	XX	XX	XX
XX	XX	XX	X	X	NN	NN	NN
XX	XX	XX	X	X	XX	XX	XX
XX	XX	XX	X	X	XX	XX	XX
XX	XX	XX	X	X	NN	NN	NN

AS1 FRONT SHOULDER BELTS - STANDARD TYPE
* NOT AVAILABLE WITH A39 OR AS4 *

AS4 REAR SHOULDER BELTS - DELUXE TYPE
* MUST GET A39 ON 35467 *
* MUST GET W39 - EXCEPT 35467 *

AS5 REAR SHOULDER BELTS - STANDARD TYPE
* NOT AVAILABLE WITH A39, A85 OR W39 *

A91 VACUUM TRUNK LID LATCH

A93 LOCK - SIDE DOOR VACUUM *FRONT A/O REAR*

B01 POLICE APPREHENDER - CITY CRUISER
* NOT AVAILABLE FOR EXPORT *

THE FOLLOWING OPTIONS ARE MANDATORY WITH THIS PACKAGE

1. F51 FRONT & REAR SHOCK ABSORBERS
2. F58 FRONT STABILIZER SHAFT
3. F60 FRONT SPRINGS
4. G50 REAR SPRINGS

	54	64	66	84	86
	33 66 79 79	33 6 79 9	4 7	35 66 97 79	36 99
B07 POLICE APPREHENDER - HIGHWAY PATROL * NOT AVAILABLE FOR EXPORT *	XX XX	XX X	X	NN NN	NN
B32 #FRONT AUXILIARY FLOOR MATS	XX XX	XX X	X	XX XX	XX
B33 #REAR AUXILIARY FLOOR MATS	XX XX	XX X	X	XX XX	XX
BG1 HEAVY DUTY FLOOR COVERING * BLACK * * FRONT & REAR *	NN NX	NN X	N	NN NN	NN
B36 LUGGAGE COMPARTMENT MAT	XX XX	XX X	X	XX XX	XX
B50 FOAM FRONT SEAT CUSHION * INCLUDED IN Y67 *	XX XX	SS S	S	SS SS	SS
B80 ROOF DRIP MOULDING * INCLUDED IN C08 OPT. ON 35469 *	XS NX	SS S	S	SS NS	SS

THE FOLLOWING OPTIONS ARE MANDATORY WITH THIS PACKAGE

1. F51 FRONT & REAR SHOCK ABSORBERS
2. F58 FRONT STABILIZER SHAFT
3. F60 FRONT SPRINGS
4. G50 REAR SPRINGS
5. G69 REAR STABILIZER SHAFT
6. LOWER CONTROL ARM ASSEMBLY

		54		64		66	84		86
		33	66	33	6	4	35	66	36
		79	79	79	9	7	97	79	99
B84	EXTERIOR BODY SIDE MOULDING *BLACK VINYL*	XX	XX	NN	N	N	NN	NN	NN
B85	EXTERIOR BELT MOULDING @ AVAILABLE ONLY WITH B80 OPTION. * INCLUDED IN C08 OPTION ON 35469 & 36469 *	@X	XX	XX	X	S	SS	SS	SS
B90	CHROME DOOR WINDOW FRAMES	NN	NX	NN	S	N	NN	NN	NN
B93	DOOR EDGE GUARD	XX	XX	XX	X	X	XX	XX	XX
C08	ROOF TOP COVERING * INCLUDES B80 OPTION ON 35469 * * INCLUDES B85 OPTION ON 35469 & 36469 *	XX	NX	XX	X	S	XX	NX	XX
C49	DEFOGGER - REAR WINDOW - ELECTRIC * NOT AVAILABLE WITH C50 OR K81 OPTIONS *	NN	NN	NN	N	N	XX	NX	XX
C50	DEFOGGER - REAR WINDOW * NOT AVAILABLE WITH C49 OPTION *	XX	NX	XX	X	X	XX	NX	XX
C57	VENTILATION - FORCED AIR * NOT AVAILABLE WITH C60 OR C61 *	XX	XX	XX	X	X	XX	XX	XX
C60	AIR CONDITIONING * POWER STEERING *N40 OR N47* MANDATORY WITH THIS OPTION *	XX	XX	XX	X	X	XX	XX	XX
C61	AIR CONDITIONING - AUTOMATIC CONTROLS * POWER STEERING *N40 OR N47* MANDATORY WITH THIS OPTION *	XX	XX	XX	X	X	XX	XX	XX
D33	REMOTE CONTROL OUTSIDE MIRROR	XX	XX	XX	X	X	XX	XX	XX

	54		64		66	84		86
	33	66	33	6	4	35	66	36
	79	79	79	9	7	97	79	99
D55 FRONT COMPARTMENT CONSOLE * BUCKET SEATS MANDATORY * * AVAIL. ONLY WITH M40 OR M41 OPTIONS * * NOT AVAILABLE WITH N33 OPTION *	NN	NN	NN	N	X	NN	NN	NN
D99 TWO TONE PAINT	XX	NX	XX	X	N	XX	NX	XX
F35 HEAVY DUTY FRAME * RECOMMENDED FOR TRAILER HAULING - CLASS III - 3500-5000# WGT. ONLY * * NOT AVAILABLE WITH M31 TRANSMISSION * * N99 OPTION RECOMMENDED * * P80 OPTION RECOMMENDED *	XX	SX	XX	X	X	XX	SX	XX
F51 FRONT & REAR SHOCK ABSORBERS * MANDATORY WITH & AVAILABLE ONLY ON B01 OR B07 * * NOT AVAILABLE WITH 96F40 OR 98F40 *	XX	XX	XX	X	X	NN	NN	NN
F58 FRONT STABILIZER SHAFT * MANDATORY WITH & AVAILABLE ONLY ON B01 OR B07 * * NOT AVAILABLE WITH 96F40 OR 98F40 *	XX	XX	XX	X	X	NN	NN	NN
F60 FRONT SPRINGS * MANDATORY WITH & AVAILABLE ONLY ON B01 OR B07 * * NOT AVAILABLE WITH 96F40 OR 98F40 *	XX	XX	XX	X	X	NN	NN	NN
FG2 SHOCK ABSORBERS - FRONT & REAR - FIRM RIDE * NOT AVAIL. WITH B01, B07, 96F40 OR 98F40*	XX	XX	XX	X	X	XX	XX	XX
G50 REAR SPRINGS * MANDATORY WITH & AVAILABLE ONLY ON B01 OR B07 *	XX	XX	XX	X	X	NN	NN	NN

	54		64		66	84		86
	33	66	33	6	4	35	66	36
	79	79	79	9	7	97	79	99
G51 HEAVY DUTY REAR SPRINGS * NOT AVAILABLE WITH B01, B07, 96F40 OR 98F40 OPTIONS * * RECOMMENDED FOR TRAILER HAULING - CLASS II - 2000-3500# WGT. IF TRAILER HAULING IS CONTINUOUS * * REQUIRED FOR TRAILER HAULING - CLASS III - 3500-5000# WGT. WITH F35 OPTION *	XX	XX	XX	X	X	XX	XX	XX
G66 SUPERLIFT REAR SHOCK ABSORBERS * NOT AVAILABLE WITH B01, B07, 96F40 OR 98F40 OPTIONS * * NOT AVAILABLE WITH FG2 EQUIPMENT * * RECOMMENDED FOR TRAILER HAULING - CLASS I - 1000-2000# WGT. *	XX	XX	XX	X	X	XX	XX	XX
G69 REAR STABILIZER SHAFT * MANDATORY WITH & AVAIL. ONLY ON B07 *	XX	XX	XX	X	X	NN	NN	NN
G80 LIMITED SLIP TYPE DIFFERENTIAL * ANTI-SPIN AXLE *	XX	XX	XX	X	X	XX	XX	XX
G91 PERFORMANCE REAR AXLE - 3.23 RATIO * RECOMMENDED FOR TRAILER 1000-3500# * * STANDARD WITH SM TRANSMISSION * * AVAILABLE ONLY ON 350 CU. IN. ENGINES *	XX	XX						
G94 PERFORMANCE REAR AXLE - 2.93 RATIO * STANDARD ON SM TRANSMISSION * * AVAILABLE ONLY ON 455 CU. IN. ENGINES *	XX	XX	XX	X	X	XX	XX	XX

		54		64		66	84		86
		33	66	33	6	4	35	66	36
		79	79	79	9	7	97	79	99
J50	POWER BRAKES * NOT AVAILABLE WITH JL2 OR J55 OPTIONS * * AVAIL. ONLY WITH AUTOMATIC TRANS. *	XX	XX	XX	X	X	SS	SS	SS
J55	HEAVY DUTY BRAKES - POWER - FRONT DISC * HEAVIER SPIDER & 6 INCH RIM WHEEL * * AVAILABLE ONLY FOR POLICE USAGE * * NOT AVAILABLE WITH 3-SPEED SM TRANS. *	XX	XX	XX	X	X	XX	XX	XX
JL2	FRONT DISC BRAKES-POWER *FLOATING CALIPER* * NOT AVAILABLE WITH J55 OPTION * * NOT AVAILABLE WITH 3-SPEED SM TRANS. * * POWER STEERING *N40 OR N47* MANDATORY *	XX	XX	XX	X	X	XX	XX	XX
K30	AUTOMATIC THROTTLE CONTROL * AVAILABLE ONLY WITH AUTOMATIC TRANS. AND POWER BRAKES *	XX	XX	XX	X	X	XX	XX	XX
K81	DELCOTRON - 60 AMPERE * AVAILABLE ONLY FOR POLICE USAGE * * NOT AVAILABLE WITH C49 OPTION *	XX	XX	XX	X	X	XX	XX	XX
L30	ENGINE OPTION *LOW COMP. 2BBL.*455 CU IN.*	XX	XX	SS	S	S	NN	NN	NN
L31	ENGINE OPTION *HIGH COMP. 4BBL.*455 CU IN.* * M40 TRANSMISSION MANDATORY *	XX	XX	XX	X	X	SS	SS	SS
L32	PERFORMANCE ENGINE * 455 CU. IN. * * M41 TRANSMISSION MANDATORY * * Y72 HEAVY DUTY COOLING & ALTERNATOR MANDATORY *	XX	XX	XX	X	X	NN	NN	NN

	54		64		66	84		86
	33	66	33	6	4	35	66	36
	79	79	79	9	7	97	79	99
M31 JETAWAY TRANSMISSION * JT * FIXED STATOR * AVAIL. WITH 350 CU. IN. ENGINE ONLY *	XX	NX						
M40 AUTOMATIC TRANSMISSION *THREE SPEED TORQUE CONVERTER *	XX	XX	XX	X	X	SS	SS	SS
M41 AUTOMATIC TRANSMISSION *WITH 455 CU IN ENG. * THREE SPEED TORQUE CONVERTER * * MANDATORY WITH & AVAILABLE ONLY ON L32 OPTION *	XX	XX	XX	X	X	NN	NN	NN
M55 AUXILIARY OIL COOLER - AUTOMATIC TRANS. * RECOMMENDED FOR TRAILER HAULING *	XX	XX	XX	X	X	XX	XX	XX
N30 DELUXE STEERING WHEEL * NOT AVAILABLE WITH N37 OPTION *	XX	XX	SS	S	S	SS	SS	SS
N33 STEERING COLUMN ASSEMBLY - TILT-AWAY * AVAILABLE ONLY WITH AUTOMATIC TRANS. COLUMN SHIFT *	XX	XX	XX	X	X	XX	XX	XX
N34 STEERING WHEEL - CUSTOM SPORT * NOT AVAILABLE WITH N37 OPTION *	XX	XX	XX	X	X	XX	XX	XX
N37 STEERING WHEEL & COLUMN - TILT & TRAVEL * NOT AVAILABLE ON SM JOBS * * POWER BRAKES MANDATORY WITH THIS OPT. * * RIM BLOWER TYPE WHEEL INCLUDED *	XX	XX	XX	X	X	XX	XX	XX
N40 POWER STEERING	XX	XX	NN	N	N	NN	NN	NN
N42 DELUXE STEERING WHEEL *RIM BLOWER* * NOT AVAILABLE WITH N37 OPTION *	XX	XX	XX	X	X	XX	XX	XX

		54		64		66	84		86
		33	66	33	6	4	35	66	36
		79	79	79	9	7	97	79	99
N47	POWER STEERING - VARIABLE RATIO	NN	NN	XX	X	X	SS	SS	SS
N99	WHEELS - HEAVY DUTY * HEAVIER SPIDER & 6 INCH RIM * * NOT AVAILABLE WITH J55 OPTION - PARTS INCLUDED * * RECOMMENDED FOR TRAILER HAULING * * RECOMMENDED FOR POLICE USAGE *	XX	XX	XX	X	X	XX	XX	XX
P03	#DELUXE WHEEL DISCS	XX	XX	XX	X	X	XX	XX	XX
P26	WHITE WALL TIRES - STANDARD SIZES	XX	XX	XX	X	X	XX	XX	XX
P82	TIRE - FIBERGLASS BELTED - BLACK WALL	XX	XX	XX	X	X	XX	XX	XX
P83	TIRE - FIBERGLASS BELTED - WHITE WALL	XX	XX	XX	X	X	XX	XX	XX
PQ9	TIRE - CUSTOM POWER CUSHION - POLYESTER - WHITE WALL	XX	XX	XX	X	X	XX	XX	XX
T87	CORNERING LAMP * NOT AVAILABLE WITH SM COLUMN SHIFT *	XX	XX	XX	X	X	XX	XX	XX
U11	INSTRUMENT CLUSTER *CERTIFIED SPEEDO* * AVAILABLE ONLY FOR POLICE USAGE *	XX	XX	XX	X	X	NN	NN	NN
U15	SAFETY SENTINEL * NOT AVAILABLE WITH U11 OR 98U18 *	XX	XX	XX	X	X	XX	XX	XX
U29	COURTESY LAMPS & MAP LAMP	XX	SX	SS	S	S	SS	SS	SS

	54	64	66	84	86
	33 66 79 79	33 6 79 9	4 7	35 66 97 79	36 99
U35 ELECTRIC CLOCK	XX XX	XX X	S	SS SS	SS
U57 TAPE PLAYER - STEREO * INCLUDES REAR SEAT SPEAKER * * MUST GET U58, U59 OR U63 OPTION *	XX XX	XX X	X	XX XX	XX
U58 STEREOPHONIC RADIO * AM-FM * * INCLUDES REAR SEAT SPEAKER *	XX XX	XX X	X	XX XX	XX
U59 AM-FM RADIO * WITH SIGNAL SEEKER *	XX XX	XX X	X	XX XX	XX
U63 DELUXE RADIO	XX XX	XX X	X	XX XX	XX
U71 ELECTRIC ANTENNA - FRONT	XX XX	XX X	X	XX XX	XX
U80 REAR SEAT SPEAKER * INCLUDED IN U57 OR U58 OPTIONS *	XX XX	XX X	X	XX XX	XX
U89 WIRING HARNESS - CAR TRAILER	XX XX	XX X	X	XX XX	XX
U90 WIRING HARNESS - ROOF FLASHER - WITH ROOF PANEL REINFORCEMENT * AVAILABLE ONLY FOR POLICE USAGE *	NX NX	NX X	N	NN NN	NN
W39 DELUXE SEAT BELTS & SHOULDER BELTS 1. A39 SEAT BELTS - FRONT & REAR * INCLUDES MIDDLE SEAT BELTS ON BENCH SEATS * 2. A85 SHOULDER BELTS - FRONT	XX NX	XX X	X	SS NS	SS

	54	64	66	84	86
	33 66	33 6	4	35 66	36
	79 79	79 9	7	97 79	99
Y60 ACCESSORY PACKAGE GROUP					
1. VISOR VANITY MIRROR	XX XX	XX X	X	XX XX	XX
2. LUGGAGE COMPARTMENT LAMP	XX XX	XX X	X	XX XX	XX
3. UNDERHOOD LAMP	XX XX	XX X	X	XX XX	XX
4. GLOVE BOX LAMP	XX XX	XX X	S	SS SS	SS
5. *UF1* MIRROR - INSIDE & FRONT COMPARTMENT LAMP ASSEMBLY	XX XX	XX X	X	XX XX	XX
Y67 INTERIOR OPTION					
1. *B50* FOAM FRONT SEAT CUSHION	XX XX				
2. *C81* REAR DOOR DOME LAMP SWITCHES	NX NN				
3. *C87* REAR QUARTER LAMPS	XX NN				
4. *D10* CHROME REAR QUARTER ARMREST ASH TRAYS WITH LIGHTERS	NN XN				
5. *D15* ARMREST - DELUXE - FRONT	XX XX				
ARMREST - DELUXE - REAR BACKPLATES ADDED	NX NX				
Y71 CUSTOM INTERIOR TRIM OPTION					
1. *A65* SEAT BACK - FRONT SEAT SPLIT	XX NN				
2. *B63* SEAT PANEL - SIDE - UPPER & LWR.	XX NX				
3. *C87* LAMPS - REAR QUARTER COURTESY	XX NN				
4. *D15* ARM RESTS - DELUXE - FRONT	XX NX				
ARM RESTS - DELUXE - REAR	NX NX				
5. *Y02* SEAT - FRONT - CUSTOM TRIM COVERS	XX NX				
6. *Y03* SEAT - REAR - CUSTOM TRIM COVERS	XX NX				
7. *Y09* SHROUD SIDE - CUSTOM	XX NX				
8. *Y10* CUSTOM BUILD-UP - DOOR & QUARTER	XX NX				
9. *Y17* FOUNDATION - COMP. SHELF - CUST.	XX NX				
Y72 HEAVY DUTY COOLING & ALTERNATOR OPTION * MANDATORY WITH L32 OPTION *	XX XX	XX X	X	XX XX	XX
Y74 DELETE PAINT STRIPE OPTION			N	XX XX	XX

SECTION 96 CANADIAN EXPORT OPTION

F40 SUSPENSION SYSTEM - FRONT & REAR - HEAVY DUTY
* NOT AVAILABLE WITH F51, F58, F60, FG2, G51 OR G66 OPTIONS *
P16 TIRE - 4-PLY WHITE WALL - NYLON
V48 MAXIMUM PROTECTION - PERMANENT ANTI-FREEZE

SECTION 98 SINGLE UNIT PACK CHASSIS

* EXPORT OPTION *

A39 SEAT BELTS - FRONT & REAR - DELUXE
* MUST GET AS6 *
A48 SEAT BELTS - FRONT & REAR - DELETE
* MUST GET AS6 *
AR1 HEAD RESTRAINT - DELETE
AS6 SHOULDER BELTS - FRONT - DELETE
F40 SUSPENSION SYSTEM - FRONT & REAR - HEAVY DUTY
* NOT AVAILABLE WITH F51, F58, F60, FG2, G51 OR G66 OPTIONS *
L90 ENGINE - EXPORT - 350 CU. IN. ENG.
L91 ENGINE - EXPORT - 455 CU. IN. ENG.
P16 TIRE - 4-PLY WHITE WALL - NYLON
P32 TIRE - SPARE - DELETE
T74 HEAD LAMPS - LH RULE OF ROAD - EXP.
U18 SPEEDOMETER - EXPORT, KILOMETER
V60 TIRE PUMP - FOOT - EXPORT
V78 PLATE - CERTIFICATE OF COMPLIANCE - DELETE

* THE REGULAR CAR SERIES ARE NOT SHIPPED TO EXPORT AS CKD, THEREFORE SPECIAL ITEMS WILL NOT BE RELEASED IN GROUP 97 *

54	64	66	84	86
33 66 79 79	33 6 79 9	4 7	35 66 97 79	36 99
XX XX	XX X	X	XX XX	XX
XX XX	XX X	X	XX XX	XX
XX XX	XX X	X	XX XX	XX
XX NX	XX X	X	NN NN	NN
XX XX	XX X	X	XX XX	XX
XX XX	XX X	X	XX XX	XX
XX NX	XX X	X	XX NX	XX
XX XX	XX X	X	XX XX	XX
XX XX	NN N	N	NN NN	NN
XX XX	XX X	X	XX XX	XX
XX XX	XX X	X	XX XX	XX
XX XX	XX X	X	XX XX	XX
XX XX	XX X	X	XX XX	XX
XX XX	XX X	X	XX XX	XX
XX XX	XX X	X	XX XX	XX
XX XX	XX X	X	XX XX	XX

SPECIAL CAR ORDER & BILLING OPTIONS

THE FOLLOWING SPECIAL OPTIONS ARE FOR CAR ORDER AND BILLING PURPOSES. ENGINEERING DEPARTMENT WILL NOT RELEASE ANY PARTS FOR THESE OPTIONS.

CQ2 REGULAR PAINT USED WITH TRIM COMBINATIONS NOT RECOMMENDED BY PAINT & TRIM SPECIFICATIONS CHART.
M15 STANDARD SYNCHROMESH TRANSMISSION.
W40 SPECIAL FIREMIST PAINT - CHARGE.
W41 SPECIAL TRIM.
X24 CANADA RETAIL SERVICE.
* DESIGNATED BY GM OF CANADA *
Y61 EXPORT PREPARATION.
Y62 SPECIAL PAINT - CHARGE.
Y63 SPECIAL PAINT - NO CHARGE.
Y64 FACTORY RETAIL SERVICE.
Y65 DEALER RETAIL SERVICE.
Y66 TWO TONE SPECIAL PAINT - CHARGE.

54	64	66	84	86
33 66	33 6	4	35 66	36
79 79	79 9	7	97 79	99
XX XX	XX X	X	XX XX	XX
XX XX	XX X	X	NN NN	NN
XX XX	XX X	X	XX XX	XX
XX XX	XX X	X	XX XX	XX
XX XX	XX X	X	XX XX	XX
XX XX	XX X	X	XX XX	XX
XX XX	XX X	X	XX XX	XX
XX XX	XX X	X	XX XX	XX
XX XX	XX X	X	XX XX	XX
XX NX	XX X	X	XX NX	XX

OLDS 1331
REV. 3-65

OLDSMOBILE DIVISION
GENERAL MOTORS CORPORATION
LANSING, MICHIGAN 48921

ENGINEERING ORDER

TYPE OF ORDER	ORDER DATE	ORDER NO.
ADVANCE RELEASE	3-13-69	69-2000, Supp. 17

NAME	GROUP	PART NO.
OPTIONAL EQUIPMENT	35	See Attached Sheets 2, 3 & 5 Of 5

USED ON	YEAR	LAST DWG. CHANGE DATE
39400 AND 39600	1969	

COPIES TO:

A.E.O. Distribution #1

G.M. Canada - Oshawa (4)
R.S. Peters - Engineering Staff

THIS ORDER EFFECTIVE	REQUESTED BY
As soon as possible.	

DISPOSITION OF STOCK

THIS ORDER ISSUES REVISED SHEETS 2, 3, & 5 OF 5 OF FACTORY INSTALLED OPTIONAL EQUIPMENT WHICH WILL BE AVAILABLE FOR THE 1969 39487 AND 39687 MODELS.

Since the List was last issued with A.E.O. #69-2000, Supplement 16, the following changes have been made:

Added the following Groups:
35P82 - Tire - Fiberglass Belted - Black Wall.
35P83 - Tire - Fiberglass Belted - White Wall.

Removed the following Group:
35P80 - Tire - Fiberglass Belted - White Wall.

Revised the following Groups:
35Y60 - Revised Item #4 by adding "X" for the availability.
Special Car Order & Billing Options - Revised by adding "CQ2" Option.

All Engineering Releases, Parts Lists and other Records will be revised to agree with the above changes, releases and cancellation.

A COMPLETE LIST WAS LAST ISSUED WITH A.E.O. #69-2000, SUPPLEMENT 12 DATED 4-17-68. REPLACE SHEETS 2, 3 & 5 ONLY WITH THE ATTACHED SHEETS AND RETAIN THE BALANCE OF SHEETS TO MAINTAIN A COMPLETE NEW LIST.

LT

AUTHORITY:

PRINTS ATTACHED:
See Attached Sheets.

SIGNED W.J. Freiberg, T.S. Munn, R.A. Dorshimer, H.H. Kehrl
3/13

APPROVED G.T. Jones, R.W. Perkins, F.W. Ball (3), W.A. Weidman, D.W. Severance, J.B. Beltz, W.H. Jackson, R.C. Steele, O.A. Kern

24305

OLDSMOBILE
DIVISION OF GENERAL MOTORS CORPORATION

Dear

For your information:

1969 OPTION W32, FORCE-AIR INDUCTION

ALL 4-4-2 MODELS

A new high performance force-air induction engine -- Option W32 -- has been released for production and is now available on all 4-4-2 models.

Designed to give prospects maximum performance in a street automatic package, the W32 is teamed with a special Turbo Hydramatic transmission (M40) for a performance combination that produces 350 h.p. at 4800 rpm and 440 ft./lbs. torque at 3200 rpm. The W32 'street automatic' will have strong sales appeal for 4-4-2 enthusiast prospects.

Please be careful not to confuse the W32 released for street usage with the 4-4-2 W30 option, which is not designed for normal street operation. Oldsmobile's remaining high performance options are the W31 available on F-85 and Cutlass 'S' models using the 350 CID engine, and the W34, 400 h.p. option available on Toronados.

Included with the W32 option are the following:

* Outside air ducts, induction hoses, and special dual intake air cleaner.

* Heavy-duty water pump with aluminum fan and special fan clutch.

* New ignition distributor.

* Special duration/lift performance camshaft.

* W32 front fender decals.

(continued)

The following options are mandatory when ordering W32:

M40 - Turbo Hydramatic Transmission
G80 - Limited Slip Differential
P37 - F60x15 Super Wide Oval Fiberglass Belt Tires and 7" Wide Super Sport Wheel
OR
P81 - Fiberglass Belted Tires - Red Stripe
G88 - (3.91:1) or G89 (4.33:1) Axles are no-cost options
V01 - Heavy-Duty Radiator with G88 (3.91:1) or G89 (4.33:1) axle
V02 - Heavy-Duty Radiator with G92 Axle Ratio

Options not available with W32:

A93 - Power Door Locks
C60 - Air Conditioner
Y72 - Engine Cooling Equipment

PLEASE NOTE that both J50, pedal-ease power brakes, and JL2, power front disc brakes, are available with the W32, and that the dual stripe hood paint treatment (W42) is optional.

Option W32	Manufacturer's Suggested Retail Price
All 4-4-2 Models -Sports Coupe (pillar) -Holiday Coupe (hardtop) -Convertible	$121.12

First factory shipment of units ordered with the W32 option will be during the latter part of the week beginning January 20.

We hope this information will be beneficial to you.

Thanks for your attention.

Most sincerely,

D. E. Jarrard
Staff Assistant
Public Relations

1969 Oldsmobile

Salesmen's Prices/Equipment
Colors and Trims/Specifications



MODEL PRICES...

F-85

Cutlass

Cutlass S

Cutlass Supreme

4-4-2

Vista-Cruiser



MODEL PRICES . . . F-85, Cutlass, Cutlass S, Cutlass Supreme, 4-4-2, Vista-Cruiser

MODEL	MODEL CODE	MSRP a	DEST. CHG.b	TOTAL	LOCAL PRICE
F-85 6					
Sports Coupe	3177	$2544			
F-85 V-8					
Sports Coupe	3277	$2655			
CUTLASS 6					
Town Sedan	3569	$2705			
Holiday Sedan	3539	$2836			
Station Wagon	3535	$3038			
CUTLASS V-8					
Town Sedan	3669	$2816			
Holiday Sedan	3639	$2947			
Station Wagon	3635	$3149			
CUTLASS S 6					
Sports Coupe	3577	$2664			
Holiday Coupe	3587	$2728			
Convertible	3567	$2981			

MODEL	MODEL CODE	MSRP a	DEST. CHG.b	TOTAL	LOCAL PRICE
CUTLASS S V-8					
Sports Coupe	3677	$2775			
Holiday Coupe	3687	$2838			
Convertible	3667	$3092			
CUTLASS SUPREME					
Town Sedan	4269	$2921			
Holiday Sedan	4239	$3094			
Holiday Coupe	4287	$3019			
4-4-2					
Sports Coupe	4477	$3124			
Holiday Coupe	4487	$3187			
Convertible	4467	$3378			
VISTA-CRUISER					
2-Seat Model	4855	$3440			
3-Seat Model	4865	$3583			

a. Manufacturer's Suggested Retail Price. Includes reimbursement for Federal Excise Tax and Suggested Dealer New Vehicle Preparation Charge.

b. Destination Charge. $_____ higher on models equipped with an Air Conditioner (C60).

F-85

Models • Equipment • Prices

3177 Sports Coupe (L-6) 3277 Sports Coupe (V-8)

STANDARD EQUIPMENT

- **Armrests,** Front-Door
- **Ashtray,** Instrument-Panel
- **Battery,** 44-Amp.-Hr./54-Plate (L-6)
- **Battery,** 61-Amp.-Hr./66-Plate (V-8)
- **Cigar Lighter,** Instrument-Panel
- **Delcotron,** 37-Ampere
- **Engine,** 155-hp Action-Line 6 Regular-Fuel (L-6)
- **Engine,** 250-hp Rocket 350 V-8 Regular-Fuel—2-bbl. carburetor (V-8)
- **Floor Covering,** Color-Keyed Heavy-Duty-Vinyl
- **Frame,** Torque-Beam
- **Lamp,** Dome
- **Lamp Switches,** Automatic Interior-
- **Seat,** Bench Front
- **Seat Lap Belts,** 3 Front- and 3 Rear-
- **Seat Shoulder Belts,** 2 Front-
- **Tires,** 7.75 x 14" 2-Ply Blackwall
- **Transmission,** Fully Synchronized 3-Speed Column-Shift
- **Wheels,** 14"
- **Wheel Hubcaps**
- **Windows,** Crank-Operated Vent

FACTORY-INSTALLED OPTIONS

A01 Windows, Soft-Ray Tinted—Includes A02 ..... $ 38.97

A02 Windshield, Soft-Ray Tinted ..... $ 26.33

A41 Seat Adjuster, 4-Way Power ..... $ 73.72

AS4 Seat Shoulder Belts, Deluxe Rear- —W39 required ..... $ 26.33

AS5 Seat Shoulder Belts, Rear- —N.A. with W39 ..... $ 23.17

A82 Seat Head Restraints, Dual Front- —(Mandatory Option) ..... $ 16.85

A91 Trunk-Lid Latch, Power ..... $ 14.74

A93 Door Locks, Power—N.A. with W31 ..... $ 44.76

B30 Floor Carpeting, Wall-to-Wall ..... $ 18.96

B32 Floor Mats, Auxiliary Front ..... $ 7.37

B33 Floor Mats, Auxiliary Rear ..... $ 7.16

B50 Seat Cushion, Foam-Padded Front- $ 9.48

BC1 Instrument-Panel Trim, Wood-Grain-Vinyl ..... $ 10.53

B90 Moldings, Chrome Side-Window Frame ..... $ 21.06

B93 Moldings, Chrome Door-Edge Guard $ 5.27

C08 Rooftop Covering, Vinyl—Includes Chrome Roof Drip Moldings $100.05

C50 Window Defogger, Rear ..... $ 22.12

C56 Ventilation, Flo-Thru Body—N.A. with C60 ..... $ 15.80

C57 Ventilation, Forced-Air Body—C56 required. N.A. with C60 ..... $

C60 Air Conditioner, Four-Season—N.A. with M21; V01 and G88 or G89, or V02 and G92; and W31 ..... $375.99

D15 Interior Decor, Deluxe—Includes deluxe front and rear armrests with bright moldings ..... $ 20.80

D33 Mirror, Remote-Control Outside Rearview ..... $ 10.53

D99 Finish, Two-Tone Magic-Mirror ..... $ 31.07

FG2 Shock Absorbers, Firm-Ride Front and Rear —N.A. with G66 ..... $ 5.27

G51 Springs, Heavy-Duty Rear—160 lb./in. For trailer towing ..... $ 3.69

G66 Shock Absorbers, Superlift Rear—N.A. with FG2 ..... $ 42.13

G80 Axle, Anti-Spin Rear—Required with G88, G89, or G92; and W31 ..... $ 42.13

J50 Brakes, Pedal-Ease Power—N.A. with JL2 or W31 ..... $ 41.60

JL2 Brakes, Power with Front Disc—N.A. with J50 or W31 ..... $ 64.25

K30 Cruise Control, Automatic—J50 or JL2 and M31 or M38 required. V-8 model ..... $ 57.93

L74 Engine, 310-hp Rocket 350 V-8 H.C. (4-bbl. carburetor)—V-8 model ..... $ 47.39

M14 Transmission, Fully Synchronized 3-Speed Floor-Shift Heavy-Duty — Includes Hurst Competition Shifter. V-8 model ..... $ 84.26

M20 Transmission, Fully Synchronized, 4-Speed Floor-Shift Wide-Ratio — Includes Hurst Competition Shifter. V-8 model $184.80

M21 Transmission, Fully Synchronized 4-Speed Floor-Shift Close-Ratio — Includes Hurst Competition Shifter. G80; V01 and G88 or G89, or V02 and G92, required. N.A. with C60 or Y72. V-8 model $184.80

M31 Transmission, Jetaway:
L-6 model $174.24
V-8 model. N.A. with L74 ..... $184.80

M38 Transmission, Turbo Hydra-matic 350—L74 required except with W31. V-8 model $205.92

M55 Oil Cooler, Automatic Transmission Auxiliary—For trailer towing. M31 or M38 required. V-8 model ..... $ 15.80

N10 Exhaust System, Dual—L74 required. V-8 model ..... $ 30.23

N30 Steering Wheel, Deluxe ..... $ 15.80

N33 Steering Wheel, Tilt-Away—Includes standard steering wheel; N30 or N42 must be ordered if desired. M14, M20, M21, M31, or M38 required ..... $ 45.29

N40 Steering, Roto-Matic Power $100.05

N42 Steering Wheel with Instant-Horn, Deluxe ..... $ 31.60

N66 Wheels, Super Stock II ..... $ 73.72

N81 Tire Pkg., Special—Includes F70 x 14" Wide-Oval Red-Stripe Tires and 14 x 6"JJ wheels. Can be ordered with N66 or P05. W31 required. V-8 model ..... $ 63.19

N95 Wheels, Simulated-Wire ..... $ 73.72

P01 Wheel Discs ..... $ 21.06

P02 Wheel Discs, Deluxe ..... $ 47.39

P05 Wheels, Super Stock I—N.A. with JL2 ..... $ 90.58

P26 Tires, 7.75 x 14" 2-Ply Whitewall ..... $ 31.60

P80 Tires, F78 x 14" Fiberglass-Belted Whitewall ..... $ 80.05

P81 Tires, F70 x 14" Fiberglass-Belted Red-Stripe—W31 required. V-8 model $89.52

PL5 Tires, F70 x 14" Blackwall Wide-Oval Polyester-Cord—With raised white letters. W31 required. V-8 model ..... $ 89.52

PQ9 Tires, 7.75 x 14" 4-Ply Custom Whitewall Polyester-Cord ..... $ 49.50

T60 Battery, Special 70-Ampere-Hour — V-8 model ..... $ 7.37

U15 Safety Sentinel ..... $ 11.59

U21 Rocket Rally Pac—Includes U35. V-8 model ..... $ 84.26

U29 Lamps, Instrument-Panel Courtesy and Map ..... $ 6.32

U35 Clock, Electric—Included in U21 ..... $ 16.85

U57 Stereo Tape Player—Includes rear speaker. U58, U63, or U69 required:
With U58 ..... $116.91
Without U58 ..... $133.76

U58 Radio, AM-FM Stereophonic—Includes rear speaker $238.03

U63 Radio, Deluxe Pushbutton ..... $ 69.51

U69 Radio, AM-FM $133.76

U75 Radio Antenna, Power (Rear) ..... $ 31.60

U80 Radio Speaker, Bi-Phonic Rear—Included with U57 and U58 ..... $ 16.85

U89 Wiring Harness, Trailer Electrical ..... $ 10.53

V01 Radiator, Heavy-Duty—G88 or G89 required. N.A. with C60 or Y72. V-8 model ..... $ 21.06

V02 Radiator, Heavy-Duty—G92 required. N.A. with C60 or Y72. V-8 model ..... $ 15.80

VE1 Bumper Insert, Rear-Guard Rubber ..... $ 7.37

W31 Engine Induction System, Force-Air—Includes Dual-Stripe Hood Paint (W42). G80; M14, M20, M21 or M38; N10; and V01 and G88 or G89 or V02 and G92 required. N.A. with C60, J50, JL2, L74, or Y72. V-8 model $310.69

W39 Seat Belts, Deluxe Front and Rear Lap and Front Shoulder ..... $ 13.69

Y60 Lamps and Mirrors, Convenience—Includes trunk, underhood, ashtray, and glove compartment lamps, visor vanity mirror, and rearview mirror with map lamp ..... $ 16.43

Y72 Engine-Cooling Equipment, Heavy-Duty—Includes heavy-duty radiator and water pump, Thermo-Cool engine fan, and 55-ampere Delcotron. N.A. with V01 and G88 or G89 or with V02 and G92:
With C60 ..... $ 21.06
Without C60 ..... $ 57.93

NOTE: G88, G89, and G92 are heavy-duty performance rear axles.

FACTORY-INSTALLED ACCESSORY GROUPS

CODE	ACCESSORY	GROUP 1			GROUP 2		
A91	Trunk-Lid Latch, Power				X	X	X
B93	Moldings, Chrome Door-Edge Guard	X	X	X	X	X	X
N30	Steering Wheel, Deluxe	X	X	X	X	X	X
U29	Lamps, Instr.-Panel Courtesy and Map				X	X	X
U35	Clock, Electric				X	X	X
U58	Radio, AM-FM Stereophonic	X			X		
U63	Radio, Deluxe Pushbutton		X			X	
U69	Radio, AM-FM			X			X
Y60	Lamps and Mirrors, Convenience	X	X	X	X	X	X
	Price*	$275.53	$107.61	$171.25	$313.44	$144.92	$209.17

*Group price is the sum of the prices of all accessories within the group. Desired option of radio must be specified.

CUTLASS

Sedans and Station Wagons

Models • Equipment • Prices

3569 Town Sedan (L-6)
3539 Holiday Sedan (L-6)
3535 Station Wagon (L-6)

3669 Town Sedan (V-8)
3639 Holiday Sedan (V-8)
3635 Station Wagon (V-8)

STANDARD EQUIPMENT

- **Armrests,** Deluxe Front and Rear (with bright accent moldings)
- **Ashtrays,** Instrument-Panel and Rear-Armrest
- **Battery,** 44-Amp.-Hr./54-Plate (L-6)
- **Battery,** 61-Amp.-Hr./66-Plate (V-8)
- **Cigar Lighter,** Instrument-Panel
- **Delcotron,** 37-Ampere
- **Engine,** 155-hp Action-Line 6 Regular-Fuel (L-6)
- **Engine,** 250-hp Rocket 350 V-8 Regular-Fuel—2-bbl. carburetor (V-8)
- **Floor Carpeting,** Wall-to-Wall (plus carpeted door lower panels)
- **Frame,** Torque-Beam
- **Lamp,** Dome
- **Lamp Switches,** Automatic Front-Door Interior-

AS4 Seat Shoulder Belts, Deluxe Rear- —W39 required.....$ 26.33

AS5 Seat Shoulder Belts, Rear- —N.A. with W39.....$ 23.17

A82 Seat Head Restraints, Dual Front- —(Mandatory Option).....$ 16.85

A91 Trunk-Lid Latch, Power—Sedans.....$ 14.74

A93 Door Locks, Power—For all doors.....$ 68.46

B32 Floor Mats, Auxiliary Front.....$ 7.37

B33 Floor Mats, Auxiliary Rear.....$ 7.16

B39 Floor Carpeting, Deep-Pile Cargo-Area—Station Wagons.....$ 15.80

B50 Seat Cushion, Foam-Padded Front-.....$ 9.48

BC1 Instrument-Panel Trim, Wood-Grain-Vinyl.....$ 10.53

B80 Moldings, Chrome Roof Drip—Included in C08 for Town Sedans. Town Sedans and Station Wagons.....$ 13.69

J50 Brakes, Pedal-Ease Power—N.A. with JL2.....$ 41.60

JL2 Brakes, Power with Front Disc—N.A. with J50.....$ 64.25

K30 Cruise Control, Automatic—J50 or JL2 and M31 or M38 required. V-8 models.....$ 57.93

L74 Engine, 310-hp Rocket 350 V-8 H.C. (4-bbl. carburetor)—V-8 models.....$ 47.39

M14 Transmission, Fully Synchronized 3-Speed Floor-Shift Heavy-Duty—Includes Hurst Competition Shifter. V-8 Sedans.....$ 84.26

M20 Transmission, Fully Synchronized 4-Speed Floor-Shift Wide-Ratio—Includes Hurst Competition Shifter. V-8 models.....$184.80

M21 Transmission, Fully Synchronized 4-Speed Floor-Shift Close-Ratio—Includes Hurst Competition Shifter. G80; V01 and G88, or V02 and G92 required. N.A. with C60 or Y72. V-8 models.....$184.80

M31 Transmission, Jetaway:
L-6 models.....$174.24
V-8 models. N.A. with L74.....$184.80

M38 Transmission, Turbo Hydra-matic 350—V-8 models.....$205.92

M55 Oil Cooler, Automatic Transmission Auxiliary—For trailer towing. M31 or M38 required. V-8 models.....$ 15.80

N10 Exhaust System, Dual—L74 required. V-8 Sedans.....$ 30.23

N33 Steering Wheel, Tilt-Away—M14, M20, M21, M31, or M38 required.....$ 45.29

N34 Steering Wheel, Custom-Sport.....$ 15.80

N40 Steering, Roto-Matic Power.....$100.05

PQ9 Tires, 4-Ply Custom Whitewall Polyester-Cord:
7.75 x 14". Sedans.....$ 49.50
8.25 x 14". Station Wagons.....$ 59.50

T60 Battery, Special 70-Ampere-Hour—V-8 models.....$ 7.37

U15 Safety Sentinel.....$ 11.59

U21 Rocket Rally Pac—Includes U35. V-8 models.....$ 84.26

U29 Lamps, Instrument-Panel Courtesy and Map—Includes rear-door automatic switches.....$ 12.64

U35 Clock, Electric—Included in U21.....$ 16.85

U57 Stereo Tape Player—Includes rear speaker. U58, U63, or U69 required:
With U58.....$116.91
Without U58.....$133.76

U58 Radio, AM-FM Stereophonic—Includes rear speaker.....$238.03

U63 Radio, Deluxe Pushbutton.....$ 69.51

U69 Radio, AM-FM.....$133.76

U75 Radio Antenna, Power (Rear)—Sedans.....$ 31.60

U80 Radio Speaker, Bi-Phonic Rear—Included with U57 and U58.....$ 16.85

U89 Wiring Harness, Trailer Electrical.....$ 10.53

V01 Radiator, Heavy-Duty—G88 required. N.A. with C60 or Y72. V-8 models.....$ 21.06

V02 Radiator, Heavy-Duty—G92 required. N.A. with C60 or Y72. V-8 models.....$ 15.80

VE1 Bumper Insert, Rear-Guard Rubber—Sedans.....$ 7.37

V55 Luggage Carrier, Chrome Rooftop—Station Wagons.....$ 63.19

- **Moldings,** Chrome Lower Body-Side and Wheel-Opening Accent
- **Moldings,** Chrome Roof Drip (Holiday Sedans)
- **Moldings,** Chrome Side-Window Frame (Town Sedans and Station Wagons)
- **Seat,** Bench Front
- **Seat Lap Belts,** 3 Front- and 3 Rear-
- **Seat Moldings,** Bright Front- (Holiday Sedans)
- **Seat Shoulder Belts,** 2 Front-
- **Steering Wheel,** Deluxe
- **Tires,** 7.75 x 14" 2-Ply Blackwall (Sedans)
- **Tires,** 8.25x14"2-Ply Blackwall (Station Wagons)
- **Transmission,** Fully Synchronized 3-Speed Column-Shift
- **Wheels,** 14"
- **Wheel Hubcaps**
- **Windows,** Crank-Operated Vent
- **Windshield Wipers,** Recessed-Park

FACTORY-INSTALLED OPTIONS

A01 Windows, Soft-Ray Tinted—Includes A02.....$ 38.97

A02 Windshield, Soft-Ray Tinted.....$ 26.33

A31 Windows, Power Side.....$105.32

A33 Window, Power Tailgate—Station Wagons.....$ 34.76

A41 Seat Adjuster, 4-Way Power.....$ 73.72

B85 Moldings, Chrome Side-Window Sill.....$ 19.49

B93 Moldings, Chrome Door-Edge Guard.....$ 8.96

C08 Rooftop Covering, Vinyl—Includes B80 on Town Sedan. Sedans.....$100.05

C28 Tailgate, Drop-or-Swing—Station Wagons.....$ 42.13

C50 Window Defogger, Rear—Sedans.....$ 22.12

C51 Window Air Deflector, Tailgate- —Station Wagons.....$ 20.84

C56 Ventilation, Flo-Thru Body—N.A. with C60.....$ 15.80

C57 Ventilation, Forced-Air Body—C56 required. N.A. with C60.....$

C60 Air Conditioner, Four-Season—N.A. with M21; V01 and G88 or V02 and G92.....$375.99

D33 Mirror, Remote-Control Outside Rearview.....$ 10.53

D99 Finish, Two-Tone Magic-Mirror:
Sedans.....$ 31.07
Station Wagons.....$ 21.38

FG2 Shock Absorbers, Firm-Ride Front and Rear—N.A. with G66.....$ 5.27

G51 Springs, Heavy-Duty Rear—160 lb./in. For trailer towing.....$ 3.69

G66 Shock Absorbers, Superlift Rear—N.A. with FG2.....$ 42.13

G80 Axle, Anti-Spin Rear—Required with G88 or G92.....$ 42.13

N42 Steering Wheel with Instant-Horn, Deluxe.....$ 15.80

N66 Wheels, Super Stock II—Sedans.....$ 73.72

N95 Wheels, Simulated-Wire.....$ 73.72

P01 Wheel Discs.....$ 21.06

P02 Wheel Discs, Deluxe.....$ 47.39

P05 Wheels, Super Stock I—N.A. with JL2. Sedans.....$ 90.58

P26 Tires, Whitewall:
7.75 x 14". Sedans.....$ 31.60
8.25 x 14". Station Wagons.....$ 39.92

P80 Tires, Fiberglass-Belted Whitewall:
F78 x 14". Sedans.....$ 80.05
G78 x 14". Station Wagons.....$ 92.79

V56 Lock and Trim, Luggage Locker—Station Wagons.....$ 12.64

W39 Seat Belts, Deluxe Front and Rear Lap and Front Shoulder.....$ 13.69

Y60 Lamps and Mirrors, Convenience—Includes underhood, ashtray, and glove compartment lamps, visor vanity mirror, rearview mirror with map lamp, plus trunk lamp in Sedans:
Station Wagons.....$ 14.74
Sedans.....$ 16.43

Y72 Engine-Cooling Equipment, Heavy-Duty—Includes heavy-duty radiator and water pump, Thermo-Cool engine fan, and 55-ampere Delcotron. N.A. with V01 and G88, or with V02 and G92:
With C60.....$ 21.06
Without C60.....$ 57.93

NOTE: G88, G89, and G92 are heavy-duty performance rear axles.

FACTORY-INSTALLED ACCESSORY GROUPS

CODE	ACCESSORY		GROUP 1			GROUP 2		
A91	Trunk-Lid Latch, Power					X	X	X
B93	Moldings, Chrome Door-Edge Guard		X	X	X	X	X	X
U29	Lamps, Instr.-Panel Courtesy and Map					X	X	X
U35	Clock, Electric					X	X	X
U58	Radio, AM-FM Stereophonic		X			X		
U63	Radio, Deluxe Pushbutton			X			X	
U69	Radio, AM-FM				X			X
Y60	Lamps and Mirrors, Convenience		X	X	X	X	X	X
	Price*	Sedans	$263.42	$ 94.99	$159.15	$307.65	$139.13	$203.38
		Station Wagons	$261.73	$ 93.21	$157.46	$291.22	$122.70	$186.95

*Group price is the sum of the prices of all accessories within the group. Desired option of radio must be specified.

CUTLASS S

Models • Equipment • Prices

3577 Sports Coupe (L-6)
3587 Holiday Coupe (L-6)
3567 Convertible (L-6)

3677 Sports Coupe (V-8)
3687 Holiday Coupe (V-8)
3667 Convertible (V-8)

STANDARD EQUIPMENT

- **Armrests,** Deluxe Front and Rear (with bright accent moldings—Coupes)
- **Armrests,** Deluxe Front (with bright accent moldings and backplates—Convertibles)
- **Ashtrays,** Instrument-Panel and Rear-Armrest
- **Battery,** 44-Amp.-Hr./54-Plate (L-6)
- **Battery,** 61-Amp.-Hr./66-Plate (V-8)
- **Cigar Lighter,** Instrument-Panel
- **Delcotron,** 37-Ampere
- **Engine,** 155-hp Action-Line 6 Regular-Fuel (L-6)
- **Engine,** 250-hp Rocket 350 V-8 Regular-Fuel—2-bbl. carburetor (V-8)
- **Floor Carpeting,** Wall-to-Wall
- **Frame,** Torque-Beam
- **Lamp,** Dome (Coupes)
- **Lamps,** Instrument-Panel Ashtray, Courtesy and Map (Convertibles)
- **Lamps,** Rear-Armrest Courtesy (Convertibles)

A39 Seat Lap Belts, Deluxe Front- and Rear- —Convertibles:
Except with A52 (2 belts) ..... $ 8.96
With A52 (3 belts) ..... $ 10.53

A41 Seat Adjuster, 4-Way Power — For bench seat. A52 required in Convertibles. ..... $ 73.72

A46 Seat Adjuster, 4-Way Power—For left-hand bucket seat. A51 required in Coupes. N.A. with A52 in Convertibles. $73.72

A51 Seats, Strato Bucket—Coupes ..... $ 68.46

A52 Seat, Bench Front—N.A. with D55. Convertibles ..... Deduct $ 68.46

A82 Seat Head Restraints, Dual Front- —(Mandatory Option) ..... $ 16.85

A85 Seat Shoulder Belts, Deluxe Front- —A39 required. Convertibles ..... $ 26.33

AS1 Seat Shoulder Belts, Front- —N.A. with A39 or AS4. Convertibles ..... $ 23.17

AS4 Seat Shoulder Belts, Deluxe Rear- —A39 or W39 required ..... $ 26.33

AS5 Seat Shoulder Belts, Rear- —N.A. with A39, A85, or W39 ..... $ 23.17

FG2 Shock Absorbers, Firm-Ride Front and Rear N.A. with G66 ..... $ 5.27

G51 Springs, Heavy-Duty Rear—160 lb./in. For trailer towing ..... $ 3.69

G66 Shock Absorbers, Superlift Rear—N.A. with FG2 ..... $ 42.13

G80 Axle, Anti-Spin Rear—Required with G88, G89; or G92; and W31 ..... $ 42.13

J50 Brakes, Pedal-Ease Power—N.A. with JL2 or W31 ..... $ 41.60

JL2 Brakes, Power with Front Disc—N.A. with J50 or W31 ..... $ 64.25

K30 Cruise Control, Automatic—J50 or JL2 and M31 or M38 required. V-8 models ..... $ 57.93

L74 Engine, 310-hp Rocket 350 V-8 H.C. (4-bbl. carburetor)—V-8 models ..... $ 47.39

M14 Transmission, Fully Synchronized 3-Speed Floor-Shift Heavy-Duty—Includes Hurst Competition Shifter. V-8 models ..... $ 84.26

M20 Transmission, Fully Synchronized 4-Speed Floor-Shift Wide-Ratio — Includes Hurst Competition Shifter. V-8 models $184.80

M21 Transmission, Fully Synchronized 4-Speed Floor-Shift Close-Ratio — Includes Hurst Competition Shifter. G80; V01 and G88 or G89, or V02 and G92 required. N.A. with C60 or Y72. V-8 models $184.80

M31 Transmission, Jetaway:
L-6 models $174.24
V-8 models. N.A. with L74 ..... $184.80

M38 Transmission, Turbo Hydra-matic 350—V-8 models $205.92

M55 Oil Cooler, Automatic Transmission Auxiliary—For trailer towing. M31 or M38 required. V-8 models ..... $ 15.80

N10 Exhaust System, Dual—V-8 models ..... $ 30.23

N33 Steering Wheel, Tilt-Away—M14, M20, M21, M31, or M38 required ..... $ 45.29

P80 Tires, F78 x 14" Fiberglass-Belted Whitewall ..... $ 80.05

P81 Tires, F70 x 14" Fiberglass-Belted Red-Stripe ..... $ 89.52

PL5 Tires, F70 x 14" Blackwall Wide-Oval Polyester-Cord—With raised white letters ..... $ 89.52

PQ9 Tires, 7.75 x 14" 4-Ply Custom Whitewall Polyester-Cord ..... $ 49.50

T60 Battery, Special 70-Ampere-Hour—V-8 models ..... $ 7.37

U15 Safety Sentinel ..... $ 11.59

U21 Rocket Rally Pac—Includes U35. V-8 models ..... $ 84.26

U29 Lamps, Instrument-Panel Courtesy and Map—Included in D55 with manual transmission and V-8 engine. Coupes ..... $ 6.32

U35 Clock, Electric—Included in U21 ..... $ 16.85

U57 Stereo Tape Player—Includes rear speaker. U58, U63, or U69 required:
With U58 ..... $116.91
Without U58 ..... $133.76

U58 Radio, AM-FM Stereophonic—Includes rear speaker $238.03

U63 Radio, Deluxe Pushbutton ..... $ 69.51

U69 Radio, AM-FM $133.76

U75 Radio Antenna, Power (Rear) ..... $ 31.60

U80 Radio Speaker, Bi-Phonic Rear—Included with U57 and U58 ..... $ 16.85

U89 Wiring Harness, Trailer Electrical ..... $ 10.53

V01 Radiator, Heavy-Duty—G88 or G89 required. N.A. with C60 or Y72. V-8 models ..... $ 21.06

V02 Radiator, Heavy-Duty—G92 required. N.A. with C60 or Y72. V-8 models ..... $ 15.80

VE1 Bumper Insert, Rear-Guard Rubber ..... $ 7.37

W31 Engine Induction System, Force-Air—Includes Dual-Stripe Hood Paint (W42). G80; M14, M20, M21 or M38; N10; and V01 and G88 or G89 or V02 and G92 required. N.A. with C60, J50, JL2, L74, or Y72. V-8 models $310.59

- **Lamp Switches,** Automatic Interior-
- **Louver Grilles,** Chrome Hood
- **Moldings,** Chrome Fender-Peak (Convertibles)
- **Moldings,** Chrome Front-Fender-Peak and Side-Window Halo (Coupes)
- **Moldings,** Chrome Roof Drip (Coupes)
- **Seat,** Bench Front (Coupes)
- **Seats,** Strato Bucket (Convertibles)
- **Seat Cushions,** Foam-Padded Front- and Rear-
- **Seat Lap Belts,** 2 Front- and 3 Rear- with Strato Bucket Seats, 3 Front- and 3 Rear- with Bench Front Seat
- **Seat Moldings,** Bright Front-
- **Seat Shoulder Belts,** 2 Front- (Coupes)
- **Steering Wheel,** Deluxe
- **Tires,** 7.75 x 14" 2-Ply Blackwall
- **Top,** Power (Convertibles)
- **Transmission,** Fully Synchronized 3-Speed Column-Shift
- **Ventilation,** Flo-Thru Body (Holiday Coupes and Convertibles)
- **Wheels,** 14"
- **Wheel Hubcaps**
- **Windows,** Crank-Operated Vent (Sports Coupes)
- **Windshield Wipers,** Recessed-Park

FACTORY-INSTALLED OPTIONS

A01 Windows, Soft-Ray Tinted—Includes A02 ..... $ 38.97

A02 Windshield, Soft-Ray Tinted ..... $ 26.33

A31 Windows, Power Side $105.32

A91 Trunk-Lid Latch, Power ..... $ 14.74

A93 Door Locks, Power—N.A. with W31 ..... $ 44.76

B32 Floor Mats, Auxiliary Front ..... $ 7.37

B33 Floor Mats, Auxiliary Rear ..... $ 7.16

BC1 Instrument-Panel Trim, Wood-Grain-Vinyl ..... $ 10.53

B90 Moldings, Chrome Side-Window Frame—Sports Coupes ..... $ 21.06

B93 Moldings, Chrome Door-Edge Guard ..... $ 5.27

B96 Moldings, Chrome Wheel-Opening ..... $ 15.80

C08 Rooftop Covering, Vinyl—Coupes $100.05

C50 Window Defogger, Rear—Coupes ..... $ 22.12

C56 Ventilation, Flo-Thru Body—N.A. with C60. Sports Coupes ..... $ 15.80

C57 Ventilation, Forced-Air Body—C56 required in Sports Coupes. N.A. with C60 ..... $

C60 Air Conditioner, Four-Season—N.A. with M21; V01 and G88 or G89, or V02 and G92; and W31 ..... $375.99

D15 Decor, Interior—Includes bright door and rear-quarter armrest backplates. Coupes ..... $ 12.64

D33 Mirror, Remote-Control Outside Rearview ..... $ 10.53

D55 Console, Sports—With manual transmission, includes lockable map case and instrument-panel courtesy and map lamps in V-8 Coupes; with automatic transmission, includes floor-shift control, lockable map case with lamp, and front and rear console courtesy lamps. A51 and M14, M20, M21, M31 or M38 required. N.A. with A52 ..... $ 61.09

D99 Finish, Two-Tone Magic-Mirror—Coupes ..... $ 31.07

N34 Steering Wheel, Custom-Sport ..... $ 15.80

N40 Steering, Roto-Matic Power $100.05

N42 Steering Wheel with Instant-Horn, Deluxe ..... $ 15.80

N66 Wheels, Super Stock II ..... $ 73.72

N81 Tire Pkg., Special — Includes F70 x 14" Wide-Oval Red-Stripe Tires and 14" x 6JJ Wheels. Can be ordered with N66 or PO5 ..... $ 63.19

N95 Wheels, Simulated-Wire ..... $ 73.72

P01 Wheel Discs ..... $ 21.06

P02 Wheel Discs, Deluxe ..... $ 47.39

P05 Wheels, Super Stock I—N.A. with JL2 ..... $ 90.58

P26 Tires, 7.75 x 14" 2-Ply Whitewall ..... $ 31.60

NOTE: G88, G89, and G92 are heavy-duty performance rear axles.

W39 Seat Belts, Deluxe Front and Rear Lap and Front Shoulder—Coupes:
With A51 ..... $ 12.11
Without A51 ..... $ 13.69

Y60 Lamps and Mirrors, Convenience—Includes trunk, underhood, ashtray, and glove compartment lamps, visor vanity mirror, and rearview mirror with map lamp:
Coupes ..... $ 16.43
Convertibles (ashtray lamp std.) ..... $ 14.32

Y72 Engine-Cooling Equipment, Heavy-Duty—Includes heavy-duty radiator and water pump, Thermo-Cool engine fan, and 55-ampere Delcotron. N.A. with V01 and G88 or G89, or with V02 and G92:
With C60 ..... $ 21.06
Without C60 ..... $ 57.93

Y73 Paint, G.T. Stripe Hood—N.A. with W31 ..... $ 10.53

FACTORY-INSTALLED ACCESSORY GROUPS

CODE	ACCESSORY	GROUP 1			GROUP 2		
A91	Trunk-Lid Latch, Power				X	X	X
B93	Moldings, Chrome Door-Edge Guard	X	X	X	X	X	X
U29	Lamps, Instr.-Panel Courtesy and Map				X**	X**	X**
U35	Clock, Electric				X	X	X
U58	Radio, AM-FM Stereophonic	X			X		
U63	Radio, Deluxe Pushbutton		X			X	
U69	Radio, AM-FM			X			X
Y60	Lamps and Mirrors, Convenience	X	X	X	X	X	X
	Price* Coupes	$259.73	$ 91.21	$155.46	$297.64	$129.12	$193.37
	Price* Convertibles	$257.62	$ 89.10	$153.35	$289.21	$120.69	$184.94

*Group price is the sum of the prices of all accessories within the group. Desired option of radio must be specified.
**Std. in Convertibles.

CUTLASS SUPREME

Models • Equipment • Prices

4287 Holiday Coupe 4269 Town Sedan 4239 Holiday Sedan

STANDARD EQUIPMENT

- **Armrest,** Front-Seat Center (Holiday Sedan, and Coupe with A65)
- **Armrests,** Deluxe Front and Rear (with bright accent moldings and door armrest backplates)
- **Armrests,** Deluxe Integral Rear-Quarter (Coupe)
- **Ashtrays,** Instrument-Panel and Rear-Armrest
- **Battery,** 61-Ampere-Hour/66-Plate
- **Cigar Lighter,** Instrument-Panel
- **Delcotron,** 37-Ampere
- **Engine,** 310-hp Rocket 350 V-8 H.C. (4-bbl. carburetor)
- **Floor Carpeting,** Wall-to-Wall (plus carpeted cowl and door panels in Coupe and carpeted cowl, door and front-seat-back lower panels in Sedans.)
- **Frame,** Torque-Beam
- **Instrument-Panel Trim,** Wood-Grain-Vinyl
- **Lamp,** Dome (Town Sedan)
- **Lamp,** Instrument-Panel Ashtray
- **Lamps,** Roof Rear-Quarter (Holiday models)
- **Lamp Switches,** Automatic Front-Door Interior-
- **Moldings,** Chrome Lower Body-Side and Wheel-Opening Accent
- **Moldings,** Chrome Roof Drip
- **Moldings,** Chrome Side-Window Frame (Town Sedan)
- **Seat,** Bench Front (Town Sedan)
- **Seat,** Custom Sport Front (Holiday Sedan)
- **Seats,** Strato Bucket (Coupe)
- **Seat Cushions,** Foam-Padded Front- and Rear-
- **Seat Lap Belts,** 2 Front-and 3 Rear-(Coupe)
- **Seat Lap Belts,** 3 Front-and 3 Rear-(Sedans)
- **Seat Moldings,** Bright Front-
- **Seat Shoulder Belts,** 2 Front-
- **Steering Wheel,** Deluxe
- **Tires,** 7.75 x 14" 2-Ply Blackwall
- **Transmission,** Fully Synchronized 3-Speed Column-Shift
- **Ventilation,** Flo-Thru Body (Coupe)
- **Wheels,** 14"
- **Wheel Hubcaps**
- **Windows,** Crank-Operated Vent (Sedans)
- **Windshield Wipers,** Recessed-Park

FACTORY-INSTALLED OPTIONS

A01 Windows, Soft-Ray Tinted—Includes A02 ..... $ 38.97

A02 Windshield, Soft-Ray Tinted ..... $ 26.33

A31 Windows, Power Side $105.32

A41 Seat Adjuster, 4-Way Power—For bench seat. A65 required in Coupe ..... $ 73.72

A46 Seat Adjuster, 4-Way Power—For left-hand bucket seat. Coupe ..... $ 73.72

A65 Seat, Custom Sport Front- —N.A. with D55. Coupe ..... No Chg.

AS4 Seat Shoulder Belts, Deluxe Rear- —W39 required ..... $ 26.33

AS5 Seat Shoulder Belts, Rear—N.A. with W39 ..... $23.17

A82 Seat Head Restraints, Dual Front- —(Mandatory Option) ..... $ 16.85

A91 Trunk-Lid Latch, Power ..... $ 14.74

A93 Door Locks, Power—For all doors:
Coupe ..... $ 44.76
Sedans ..... $ 68.46

B32 Floor Mats, Auxiliary Front ..... $ 7.37

B33 Floor Mats, Auxiliary Rear ..... $ 7.16

B85 Moldings, Chrome Side-Window Sill $ 19.49

B93 Moldings, Chrome Door-Edge Guard:
Coupe ..... $ 5.27
Sedans ..... $ 8.96

C08 Rooftop Covering, Vinyl $100.05

C50 Window Defogger, Rear ..... $ 22.12

C56 Ventilation, Flo-Thru Body—N.A. with C60. Sedans ..... $ 15.80

C57 Ventilation, Forced-Air Body—C56 required in Sedans. N.A. with C60 ..... $

C60 Air Conditioner, Four-Season — N.A. with M21; V01 and G88, or V02 and G92 ..... $375.99

D33 Mirror, Remote-Control Outside Rearview ..... $ 10.53

D55 Console, Sports—With manual transmission, includes lockable map case and instrument-panel courtesy and map lamps; with automatic transmission, includes floor-shift control, lockable map case with lamp, and front and rear console courtesy lamps. Strato Bucket Seats and M14, M20, M21, or M38 required. Coupe ..... $ 61.09

D99 Finish, Two-Tone Magic-Mirror ..... $ 31.07

FG2 Shock Absorbers, Firm-Ride Front and Rear —N.A. with G65 ..... $ 5.27

G51 Springs, Heavy-Duty Rear—160 lb./in. For trailer towing ..... $ 3.69

G66 Shock Absorbers, Superlift Rear—N.A. with FG2 ..... $ 42.13

G80 Axle, Anti-Spin Rear—Required with G88, G89, or G92 ..... $ 42.13

J50 Brakes, Pedal-Ease Power—N.A. with JL2 ..... $ 41.60

JL2 Brakes, Power with Front Disc—N.A. with J50 ..... $ 64.25

K30 Cruise Control, Automatic—J50 or JL2 and M38 required ..... $ 57.93

L65 Engine, 250-hp Rocket 350 V-8 Regular-Fuel (2-bbl. carburetor) ..... Deduct $ 33.70

M14 Transmission, Fully Synchronized 3-Speed Floor-Shift Heavy-Duty — Includes Hurst Competition Shifter ..... $ 84.26

M20 Transmission, Fully Synchronized 4-Speed Floor-Shift Wide-Ratio—Includes Hurst Competition Shifter $184.80

M21 Transmission, Fully Synchronized 4-Speed Floor-Shift Close-Ratio—Includes Hurst Competition Shifter. G80; V01 and G88 or V02 and G92 required. N.A. with C60 or Y72 ..... $184.80

M38 Transmission, Turbo Hydra-matic 350 ..... $205.92

M55 Oil Cooler, Automatic Transmission Auxiliary—For trailer towing. M38 required ..... $ 15.80

N10 Exhaust System, Dual — N.A. with L65 ..... $ 30.23

N33 Steering Wheel, Tilt-Away—M14, M20, M21, or M38 required ..... $ 45.29

N34 Steering Wheel, Custom-Sport ..... $ 15.80

N40 Steering, Roto-Matic Power $100.05

N42 Steering Wheel with Instant-Horn, Deluxe ..... $ 15.80

N66 Wheels, Super Stock II ..... $ 73.72

N95 Wheels, Simulated-Wire ..... $ 73.72

P01 Wheel Discs ..... $ 21.06

P02 Wheel Discs, Deluxe ..... $ 47.39

P05 Wheels, Super Stock I—N.A. with JL2 ..... $ 90.58

P26 Tires, 7.75 x 14" 2-Ply Whitewall ..... $ 31.60

P80 Tires, F78 x 14" Fiberglass-Belted Whitewall ..... $ 80.05

PQ9 Tires, 7.75 x 14" 4-Ply Custom Whitewall Polyester-Cord ..... $ 49.50

T60 Battery, Special 70-Ampere-Hour ..... $ 7.37

U15 Safety Sentinel ..... $ 11.59

U21 Rocket Rally Pac—Includes U35 ..... $ 84.26

U29 Lamps, Instrument-Panel Courtesy and Map —Includes rear-door automatic switches in Sedans. Included in D55 with manual transmission in Coupe:
Coupe ..... $ 6.32
Sedans ..... $ 12.64

U35 Clock, Electric—Included in U21 ..... $ 16.85

U57 Stereo Tape Player—Includes rear speaker. U58, U63, or U69 required:
With U58 ..... $116.91
Without U58 ..... $133.76

U58 Radio, AM-FM Stereophonic—Includes rear speaker $238.03

U63 Radio, Deluxe Pushbutton ..... $ 69.51

U69 Radio, AM-FM $133.76

U75 Radio Antenna, Power (Rear) ..... $ 31.60

U80 Radio Speaker, Bi-Phonic Rear—Included with U57 and U58 ..... $ 16.85

U89 Wiring Harness, Trailer Electrical ..... $ 10.53

V01 Radiator, Heavy-Duty—G88 or G89 required. N.A. with C60 or Y72 ..... $ 21.06

V02 Radiator, Heavy-Duty—G92 required. N.A. with C60 or Y72 ..... $ 15.80

VE1 Bumper Insert, Rear-Guard Rubber ..... $ 7.37

W39 Seat Belts, Deluxe Front and Rear Lap and Front Shoulder:
Coupe with bucket seats ..... $ 12.11
All models with bench seat ..... $ 13.69

Y60 Lamps and Mirrors, Convenience—Includes trunk, underhood, and glove compartment lamps, visor vanity mirror, and rearview mirror with map lamp ..... $ 14.32

Y72 Engine-Cooling Equipment, Heavy-Duty—Includes heavy-duty radiator and water pump, Thermo-Cool engine fan, and 55-ampere Delcotron. N.A. with V01 and G88 or G89 or with V02 and G92:
With C60 ..... $ 21.06
Without C60 ..... $ 57.93

NOTE: G88, G89, and G92 are heavy-duty performance rear axles.

FACTORY-INSTALLED ACCESSORY GROUPS

CODE	ACCESSORY		GROUP 1			GROUP 2		
A91	Trunk-Lid Latch, Power					X	X	X
B93	Moldings, Chrome Door-Edge Guard		X	X	X	X	X	X
U29	Lamps, Instr.-Panel Courtesy and Map					X	X	X
U35	Clock, Electric					X	X	X
U58	Radio, AM-FM Stereophonic		X			X		
U63	Radio, Deluxe Pushbutton			X			X	
U69	Radio, AM-FM				X			X
Y60	Lamps and Mirrors, Convenience		X	X	X	X	X	X
	Price*	Coupe	$257.62	$89.10	$153.35	$295.53	$127.01	$191.26
		Sedans	$261.31	$92.79	$157.04	$305.54	$137.02	$201.27

*Group price is the sum of the prices of all accessories within the group. Desired option of radio must be specified.

4-4-2

Models • Equipment • Prices

4477 Sports Coupe 4487 Holiday Coupe 4467 Convertible

STANDARD EQUIPMENT

- **Armrests,** Deluxe Front and Rear (with bright accent moldings and backplates—Coupes)
- **Armrests,** Deluxe Front (with bright accent moldings and backplates—Convertible)
- **Armrests,** Deluxe Integral Rear-Quarter—Convertible
- **Ashtrays,** Instrument-Panel and Rear-Armrest
- **Battery,** 70-Ampere-Hour/66-Plate
- **Cigar Lighter,** Instrument-Panel
- **Delcotron,** 37-Ampere G.S.I.
- **Drive Shaft,** Heavy-Duty
- **Engine,** 325-hp Rocket 400 V-8 H.C. (4-bbl. carburetor)—with Automatic Transmission
- **Engine,** 350-hp Rocket 400 V-8 H.C. (4-bbl. carburetor)—with Manual Transmission
- **Engine Mountings,** Heavy-Duty Front
- **Exhaust System,** Full Dual
- **Floor Carpeting,** Wall-to-Wall
- **Frame,** Torque-Beam
- **Instrument-Panel Trim,** Wood-Grain-Vinyl
- **Lamp,** Dome (Coupes)
- **Lamp,** Instrument-Panel Ashtray
- **Lamps,** Instrument-Panel Courtesy and Map Lamps, and Rear-Armrest Courtesy (Convertible)
- **Lamp Switches,** Automatic Interior-
- **Louver Grilles,** Chrome Hood
- **Moldings,** Chrome Fender-Peak (Convertible)
- **Moldings,** Chrome Front-Fender-Peak and Side-Window Halo (Coupes)
- **Moldings,** Chrome Roof Drip (coupes)
- **Moldings,** Chrome Side-Window Frame (Sports Coupe)
- **Moldings,** Chrome Wheel-Opening
- **Paint Stripes** Hood G.T.
- **Seats,** Strato Bucket
- **Seat Cushions,** Foam-Padded Front- and Rear-
- **Seat Lap Belts,** 2 Front- and 3 Rear-
- **Seat Moldings,** Bright Front-
- **Seat Shoulder Belts,** 2 Front- (Coupes)
- **Shock Absorbers,** Heavy-Duty Front and Rear
- **Springs,** Heavy-Duty Front and Rear
- **Stabilizer Bars,** Heavy-Duty Front and Rear
- **Steering Wheel,** Deluxe
- **Tires,** F70 x 14" 2-Ply Red-Stripe Wide-Oval
- **Top,** Power (Convertible)
- **Transmission,** Fully Synchronized 3-Speed Floor-Shift Heavy-Duty
- **Transmission Shifter,** Hurst Competition
- **Ventilation,** Flo-Thru Body (Holiday Coupe and Convertible)
- **Wheels,** Heavy-Duty 14" x 6JJ
- **Wheel Hubcaps**
- **Windows,** Crank-Operated Vent (Sports Coupe)
- **Windshield Wipers,** Recessed-Park

FACTORY-INSTALLED OPTIONS

A01 Windows, Soft-Ray Tinted—Includes A02 ..... $ 38.97
A02 Windshield, Soft-Ray Tinted ..... $ 26.33
A31 Windows, Power Side $105.32
A39 Seat Lap Belts, Deluxe Front- and Rear- — Convertible:
Except with A52 (2 belts) ..... $ 8.96
With A52 (3 belts) ..... $ 10.53
A41 Seat Adjuster, 4-Way Power — For bench seat. A52 required ..... $ 73.72
A46 Seat Adjuster, 4-Way Power—For left-hand bucket seat. N.A. with A52 ..... $ 73.72
A52 Seat, Bench Front—N.A. with D55 ..... Deduct $ 68.46
A82 Seat Head Restraints, Dual Front- —(Mandatory Option) ..... $ 16.85
A85 Seat Shoulder Belts, Deluxe Front- —A39 required. Convertible ..... $ 26.33
AS1 Seat Shoulder Belts, Front- —N.A. with A39 or AS4. Convertible ..... $ 23.17
AS4 Seat Shoulder Belts, Deluxe Rear- —A39 or W39 required ..... $ 26.33
AS5 Seat Shoulder Belts, Rear- —N.A. with A39, A85, or W39 ..... $ 23.17
A91 Trunk-Lid Latch, Power ..... $ 14.74
A93 Door Locks, Power—N.A. with W30 ..... $ 44.76
B32 Floor Mats, Auxiliary Front ..... $ 7.37
B33 Floor Mats, Auxiliary Rear ..... $ 7.16
B93 Moldings, Chrome Door-Edge Guard ..... $ 5.27
C08 Rooftop Covering, Vinyl—Coupes $100.05
C50 Window Defogger, Rear—Coupes ..... $ 22.12
C56 Ventilation, Flo-Thru Body—N.A. with C60. Sports Coupe ..... $ 15.80
C57 Ventilation, Forced-Air Body—C56 required in Sports Coupe. N.A. with C60 ..... $
C60 Air Conditioner, Four-Season. N.A. with M21; V01 and G88 or G89, or V02 and G92 ..... $375.99
D33 Mirror, Remote-Control Outside Rearview ..... $ 10.53
D55 Console, Sports—With manual transmission includes lockable map case and instrument-panel courtesy and map lamps; with automatic transmission, includes floor-shift control, lockable map case with lamp, and front and rear console courtesy lamps. Strato Bucket Seats required. N.A. with A52 ..... $ 61.09
D99 Finish, Two-Tone Magic-Mirror — Coupes ..... $ 31.07
G51 Springs, High-Rate-and-Load Rear—160 lb./in. For trailer towing. M40 required ..... $ 3.69
G66 Shock Absorbers, Superlift Rear—M40 required ..... $ 42.13
G80 Axle, Anti-Spin Rear—Required with G88, G89, or G92 ..... $ 42.13
J50 Brakes, Pedal-Ease Power—N.A. with JL2 or W30 ..... $ 41.60
JL2 Brakes, Power with Front Disc—N.A. with J50 or W30 ..... $ 64.25
K30 Cruise Control, Automatic—J50 or JL2 and M40 required. N.A. with W30 ..... $ 57.93
M20 Transmission, Fully Synchronized 4-Speed Floor-Shift Wide-Ratio—Includes Hurst Competition Shifter $184.80
M21 Transmission, Fully Synchronized 4-Speed Floor-Shift Close-Ratio—Includes Hurst Competition Shifter. G80; V01 and G88 or V02 and G92 required. N.A. with C60 or Y72 ..... $184.80
M40 Transmission, Turbo Hydra-matic 400— $227.04
M55 Oil Cooler, Automatic Transmission Auxiliary—For trailer towing. M40 required ..... $ 15.80
N33 Steering Wheel, Tilt-Away ..... $ 45.29
N34 Steering Wheel, Custom-Sport ..... $ 15.80
N40 Steering, Roto-Matic Power $100.05
N42 Steering Wheel with Instant-Horn, Deluxe ..... $ 15.80
N66 Wheels, Super Stock II ..... $ 73.72
N95 Wheels, Simulated-Wire ..... $ 73.72
P01 Wheel Discs ..... $ 21.06
P02 Wheel Discs, Deluxe ..... $ 47.39
P05 Wheels, Super Stock I—N.A. with JL2 ..... $ 90.58
P26 Tires, G78 x 14" Whitewall Wide-Tread Rayon-Cord ..... No Chg.
P81 Tires, F70 x 14" Fiberglass-Belted Red-Stripe ..... $ 26.33
PL5 Tires, F70 x 14" Blackwall Wide-Oval Polyester-Cord—With raised white letters $ 26.33
U15 Safety Sentinel ..... $ 11.59
U21 Rocket Rally Pac—Includes U35 ..... $ 84.26
U29 Lamps, Instrument-Panel Courtesy and Map—Included in D55 with manual transmission. Coupes ..... $ 6.32
U35 Clock, Electric—Included in U21 ..... $ 16.85
U57 Stereo Tape Player—Includes rear speaker. U58, U63, or U69 required:
With U58 ..... $116.91
Without U58 ..... $133.76
U58 Radio, AM-FM Stereophonic—Includes rear speaker $238.03
U63 Radio, Deluxe Pushbutton ..... $ 69.51
U69 Radio, AM-FM $133.76
U75 Radio Antenna, Power (Rear) ..... $ 31.60
U80 Radio Speaker, Bi-Phonic Rear—Included with U57 and U58 ..... $ 16.85
U89 Wiring Harness, Trailer Electrical ..... $ 10.53
V01 Radiator, Heavy-Duty—G88 or G89 required. N.A. with C60 or Y72:
With W30 ..... $ 21.06
Without W30 ..... $ 36.86
V02 Radiator, Heavy-Duty—G92 required. N.A. with C60 or Y72 ..... $ 15.80
VE1 Bumper Insert, Rear-Guard Rubber ..... $ 7.37
W30 Engine Induction System, Force-Air—Includes W42. G80; M21 or M40; V01 and G88 or G89 or V02 and G92 required. N.A. with C60, J50, JL2, or Y72 ..... $263.30
W39 Seat Belts, Deluxe Front and Rear Lap and Front Shoulder—Coupes:
With bucket seats ..... $ 12.11
With bench seat ..... $ 13.69
W42 Hood, Dual-Stripe—Included in W30. N.A. with standard Hood G.T. Paint Stripes $ 18.96
Y60 Lamps and Mirrors, Convenience—Includes trunk, underhood, and glove compartment lamps, visor vanity mirror, and rearview mirror with map lamp ..... $ 14.32
Y72 Engine-Cooling Equipment, Heavy-Duty—Includes heavy-duty radiator and water pump, Thermo-Cool engine fan, and 55-ampere Delcotron. N.A. with V01 and G88 or G89, or with V02 and G92:
With C60 ..... $ 21.06
Without C60 ..... $ 57.93

NOTE: G88, G89, and G92 are heavy-duty performance rear axles.

FACTORY-INSTALLED ACCESSORY GROUPS

CODE	ACCESSORY		GROUP 1			GROUP 2		
A91	Trunk-Lid Latch, Power					X	X	X
B93	Moldings, Chrome Door-Edge Guard		X	X	X	X	X	X
U29	Lamps, Instr.-Panel Courtesy and Map					X**	X**	X**
U35	Clock, Electric					X	X	X
U58	Radio, AM-FM Stereophonic		X			X		
U63	Radio, Deluxe Pushbutton			X			X	
U69	Radio, AM-FM				X			X
Y60	Lamps and Mirrors, Convenience		X	X	X	X	X	X
	Price*	Coupes	$257.62	$89.10	$153.35	$295.53	$127.01	$191.26
		Convertible	$257.62	$89.10	$153.35	$289.21	$120.69	$184.94

*Group price is the sum of the prices of all accessories within the group. Desired option of radio must be specified.
**Standard in Convertible.

VISTA CRUISER

Models • Equipment • Prices

4855 2-Seat Model

4865 3-Seat Model

STANDARD EQUIPMENT

- **Armrests,** Deluxe Front and Rear (with bright accent moldings and backplates)
- **Ashtrays,** Instrument-Panel and Rear-Armrest
- **Battery,** 61-Ampere-Hour/66-Plate (with standard engine or L74)
- **Body-Side and Tailgate Panels,** Chrome-Framed Wood-Grain-Vinyl
- **Cigar Lighter,** Instrument-Panel
- **Delcotron,** 37-Ampere
- **Engine,** 250-hp Rocket 350 V-8 Regular-Fuel (2-bbl. carburetor)
- **Floor Carpeting,** Wall-to-Wall Passenger-Area (plus carpeted cowl and door lower panels)
- **Frame,** Torque-Beam
- **Transmission,** Fully Synchronized 3-Speed Column-Shift
- **Visors,** Vista-Roof Sun
- **Wheels,** 14"
- **Wheel Hubcaps**
- **Windows,** Crank-Operated Vent
- **Windshield Wipers,** Recessed-Park

FACTORY-INSTALLED OPTIONS

AA3 Glass, Chrome-Coated Tinted Vista-Roof ..... $ 21.06

A01 Windows, Soft-Ray Tinted—Includes A02 ..... $ 38.97

A02 Windshield, Soft-Ray Tinted ..... $ 26.33

A31 Windows, Power Side $105.32

A33 Window, Power Tailgate ..... $ 34.76

A41 Seat Adjuster, 4-Way Power ..... $ 73.72

AS4 Seat Shoulder Belts, Deluxe Rear- —W39 required:
2-seat model—For second seat ..... $ 26.33
3-seat model—For second and third seats ..... $ 52.66

AS5 Seat Shoulder Belts, Rear- —N.A. with W39:
2-seat model—For second seat ..... $ 23.17
3-seat model—For second and third seats ..... $ 46.34

A82 Seat Head Restraints, Dual Front (Mandatory Option) ..... $ 16.85

A93 Door Locks, Power—For all doors ..... $ 68.46

B32 Floor Mats, Auxiliary Front ..... $ 7.37

B33 Floor Mats, Auxiliary Rear ..... $ 7.16

B39 Floor Carpeting, Deep-Pile Cargo-Area ..... $ 15.80

B85 Moldings, Chrome Side-Window Sill $ 19.49

B93 Moldings, Chrome Door-Edge Guard $ 8.96

C28 Tailgate, Drop-or-Swing ..... $ 42.13

C51 Window Air Deflector, Tailgate- ..... $ 20.84

C56 Ventilation, Flo-Thru Body—N.A. with C60 ..... $ 15.80

C57 Ventilation, Forced-Air Body—C56 required. N.A. with C60 ..... $

C60 Air Conditioner, Four-Season $375.99

D33 Mirror, Remote-Control Outside Rearview ..... $ 10.53

D99 Finish, Two-Tone Magic-Mirror ..... $ 21.38

FG2 Shock Absorbers, Firm-Ride Front and Rear —N.A. with G66 ..... $ 5.27

G51 Springs, Heavy-Duty Rear—175 lb./in. For trailer towing ..... $ 3.69

G66 Shock Absorbers, Superlift Rear—N.A. with FG2 ..... $ 42.13

G80 Axle, Anti-Spin Rear ..... $ 42.13

J50 Brakes, Pedal-Ease Power—N.A. with JL2 ..... $ 41.60

JL2 Brakes, Power with Front Disc—N.A. with J50 ..... $ 64.25

K30 Cruise Control, Automatic—J50 or JL2 and M40 required ..... $ 57.93

L31 Engine, 325-hp Rocket 400 V-8 H.C. (4-bbl. carburetor)—M40 and T60 required $121.12

L74 Engine, 310-hp Rocket 350 V-8 H.C. (4-bbl. carburetor) ..... $ 47.39

M20 Transmission, Fully Synchronized 4-Speed Floor-Shift Wide-Ratio—Includes Hurst Competition Shifter $184.80

M40 Transmission, Turbo Hydra-matic 400 ..... $227.04

M55 Oil Cooler, Automatic Transmission Auxiliary —For trailer towing. M40 required ..... $ 15.80

N33 Steering Wheel, Tilt-Away—M20 or M40 required ..... $ 45.29

N34 Steering Wheel, Custom-Sport ..... $ 15.80

N40 Steering, Roto-Matic Power $100.05

N42 Steering Wheel with Instant-Horn, Deluxe ..... $ 15.80

N95 Wheels, Simulated-Wire ..... $ 73.72

P01 Wheel Discs ..... $ 21.06

P02 Wheel Discs, Deluxe ..... $ 47.39

P26 Tires, Whitewall:
8.25 x 14", 2-seat model ..... $ 39.92
8.55 x 14", 2-seat model with C28, and 3-seat model ..... $ 43.66

P80 Tires, Fiberglass-Belted Whitewall:
G78 x 14", 2-seat model ..... $ 92.79
H78 x 14", 2-seat model with C28, and 3-seat model $101.90

PQ9 Tires, 4-Ply Custom Whitewall Polyester-Cord:
8.25 x 14", 2-seat model ..... $ 59.50
8.55 x 14", 2-seat model with C28, and 3-seat model ..... $ 64.41

T60 Battery, Special 70-Ampere-Hour—Required with L31 ..... $ 7.37

U15 Safety Sentinel ..... $ 11.59

U21 Rocket Rally Pac—Includes U35 ..... $ 84.26

U29 Lamps, Instrument-Panel Courtesy and Map —Includes rear-door automatic switches ..... $ 12.64

U35 Clock, Electric—Included in U21 ..... $ 16.85

U57 Stereo Tape Player—Includes rear speaker. U58, U63, or U69 required:
With U58 ..... $116.91
Without U58 ..... $133.76

U58 Radio, AM-FM Stereophonic—Includes rear speaker $238.03

U63 Radio, Deluxe Pushbutton ..... $ 69.51

U69 Radio, AM-FM $133.76

U80 Radio Speaker, Bi-Phonic Rear—Included with U57 and U58 ..... $ 16.85

U89 Wiring Harness, Trailer Electrical ..... $ 10.53

V55 Luggage Carrier, Chrome Rooftop ..... $ 63.19

V56 Lock and Trim, Luggage Locker ..... $ 12.64

W39 Seat Belts, Deluxe Front and Rear Lap and Front Shoulder—Includes third-seat belts in 3-seat model:
2-seat model ..... $ 13.80
3-seat model ..... $ 16.85

Y60 Lamps and Mirrors, Convenience—Includes underhood and glove compartment lamps, visor vanity mirror, and rearview mirror with map lamp ..... $ 12.64

Y72 Engine-Cooling Equipment, Heavy-Duty—Includes heavy-duty radiator and water pump, Thermo-Cool engine fan, and 55-ampere Delcotron:
With C60 ..... $ 21.06
Without C60 ..... $ 57.93

- **Instrument-Panel Trim,** Wood-Grain-Vinyl
- **Lamp,** Central Dome
- **Lamp,** Dome Over Tailgate (back switch only)
- **Lamp,** Instrument-Panel Ashtray
- **Lamp Switches,** Automatic Front-Door Interior
- **Moldings,** Chrome Lower Body-Side and Wheel-Opening Accent
- **Moldings,** Chrome Roof Drip
- **Moldings,** Chrome Side-Window Frame
- **Seat,** Bench Front
- **Seat,** Divided Second (3-seat model)
- **Seat Cushions,** Foam-Padded (in all seats)
- **Seat Lap Belts,** 3 Front- and 3 Rear- (plus 2 for third seat in 3-seat model)
- **Seat Moldings,** Bright Front-
- **Seat Shoulder Belts,** 2 Front-
- **Steering Wheel,** Deluxe
- **Tires,** 8.25 x 14" 2-Ply Blackwall (2-seat model)
- **Tires,** 8.55 x 14" 2-Ply Blackwall (2-seat model with C28, and 3-seat model)

FACTORY-INSTALLED ACCESSORY GROUPS

CODE	ACCESSORY	GROUP 1			GROUP 2		
B93	Moldings, Chrome Door-Edge Guard	X	X	X	X	X	X
U29	Lamps, Instr.-Panel Courtesy and Map				X	X	X
U35	Clock, Electric				X	X	X
U58	Radio, AM-FM Stereophonic	X			X		
U63	Radio, Deluxe Pushbutton		X			X	
U69	Radio, AM-FM			X			X
Y60	Lamps and Mirrors, Convenience	X	X	X	X	X	X
	Price*	$259.63	$91.11	$155.36	$289.12	$120.60	$184.85

*Group price is the sum of the prices of all accessories within the group. Desired option of radio must be specified.

DELTA 88

Models • Equipment • Prices

5469 Town Sedan
5437 Holiday Coupe
5439 Holiday Sedan
5467 Convertible

STANDARD EQUIPMENT

- **Armrests,** Front and Rear
- **Ashtrays,** Instrument-Panel, R.H. Front-Armrest, and Rear-Armrest
- **Battery,** 61-Amp.-Hr./66-Plate (with standard engine)
- **Battery,** 73-Amp.-Hr./78-Plate (with L30)
- **Battery,** 75-Amp.-Hr./90-Plate (with L31 or L32)
- **Cigar Lighter,** Instrument-Panel
- **Delcotron,** 42-Ampere
- **Engine,** 250-hp Rocket 350 V-8 Regular-Fuel (2-bbl. carburetor)
- **Floor Carpeting,** Wall-to-Wall
- **Frame,** Torque-Beam
- **Frame,** Heavy-Duty Torque-Beam (Convertible)
- **Instrument-Panel Trim,** Wood-Grain-Vinyl
- **Lamp,** Dome (Sedans and Coupe)
- **Lamp,** Instrument-Panel Ashtray
- **Lamps,** Instrument-Panel Courtesy and Map, and Rear-Armrest Courtesy (Convertible)
- **Lamp Switches,** Automatic Front-Door Interior-
- **Moldings,** Chrome Body-Side, Rear-Fender, and Wheel-Opening
- **Moldings,** Chrome Roof Drip (Holiday Sedan)
- **Seat,** Bench Front
- **Seat Cushion,** Foam-Padded Rear- (Coupe and Convertible)
- **Seat Lap Belts,** 3 Front- and 3 Rear-
- **Seat Shoulder Belts,** 2 Front- (Sedans and Coupe)
- **Seat Moldings,** Bright Front- (Convertible)
- **Tires,** 8.55 x 15" 2-Ply Blackwall
- **Top,** Power (Convertible)
- **Transmission,** Fully Synchronized 3-Speed Column-Shift
- **Ventilation,** Flo-Thru Body
- **Wheels,** 15"
- **Wheel Discs**
- **Windshield Wipers,** Recessed-Park

FACTORY-INSTALLED OPTIONS

A01 Windows, Soft-Ray Tinted—Includes A02 ..... $ 44.23

A02 Windshield, Soft-Ray Tinted ..... $ 29.49

A31 Windows, Power Side $110.59

A39 Seat Lap Belts, Deluxe Front- and Rear-Convertible ..... $ 10.53

A42 Seat Adjuster, 6-Way Power $100.05

A74 Seats, Heavy-Duty Front and Rear—Sedans ..... $ 15.27

A85 Seat Shoulder Belts, Deluxe Front- —A39 required. Convertible ..... $ 26.33

AS1 Seat Shoulder Belts, Front- —N.A. with A39 or AS4. Convertible ..... $ 23.17

AS4 Seat Shoulder Belts, Deluxe Rear- —A39 or W39 required ..... $ 26.33

AS5 Seat Shoulder Belts, Rear- —N.A. with A39, A85, or W39 ..... $ 23.17

A82 Seat Head Restraints, Dual Front- —(Mandatory Option) ..... $ 16.85

A91 Trunk-Lid Latch, Power ..... $ 14.74

A93 Door Locks, Power—For all doors:
Coupe and Convertible ..... $ 44.76
Sedans ..... $ 68.46

B01 Suspension, Heavy-Duty—Includes heavy-duty front and rear springs and shock absorbers, heavy-duty front stabilizer bar. N.A. with FG2, G51, G66, or U15. Sedans and Coupe ..... $ 8.43

B07 Suspension with Rear Stabilizer Bar, Heavy-Duty—Includes heavy-duty front and rear springs, stabilizer bars, and shock absorbers. N.A. with FG2, G51, G66, or U15. Sedans and Coupe ..... $ 17.80

B32 Floor Mats, Auxiliary Front ..... $ 7.37

B33 Floor Mats, Auxiliary Rear ..... $ 7.16

B36 Floor Mat, Heavy-Duty Rubber Trunk $ 7.90

BG1 Floor Covering, Heavy-Duty Black-Vinyl Front and Rear—Town Sedan ..... $ 10.53

B50 Seat Cushion, Foam-Padded Front- —Included in Y67 ..... $ 11.64

B80 Moldings, Chrome Roof Drip—Included in C08 on Town Sedan. Town Sedan and Coupe ..... $ 13.69

B84 Moldings, Bodyguard Side ..... $ 12.64

B85 Moldings, Chrome Side-Window Sill—B80 required on Coupe. Included in C08 on Town Sedan ..... $ 19.49

B90 Moldings, Chrome Side-Window Frame—Town Sedan ..... $ 21.06

B93 Moldings, Chrome Door-Edge Guard:
Coupe and Convertible ..... $ 5.27
Sedans ..... $ 8.96

C08 Rooftop Covering, Vinyl—Includes B80 and B85 on Town Sedan. Sedans and Coupe $121.12

C50 Window Defogger, Rear- —Sedans and Coupe ..... $ 22.12

C57 Ventilation, Forced-Air Body—N.A. with C60 or C61 ..... $

C60 Air Conditioner, Four-Season—N40 required $421.28

C61 Air Conditioner, Comfortron—N40 required $500.27

D33 Mirror, Remote-Control Outside Rearview ..... $ 10.53

D99 Finish, Two-Tone Magic-Mirror—Sedans and Coupe ..... $ 42.13

F35 Frame, Heavy-Duty Torque-Beam—For trailer towing. N.A. with M31. Sedans and Coupe ..... $ 18.01

FG2 Shock Absorbers, Firm-Ride Front and Rear—N.A. with B01, B07, or G66 ..... $ 5.27

G51 Springs, Heavy-Duty Rear—For trailer towing. N.A. with B01 or B07 ..... $ 3.69

G66 Shock Absorbers, Superlift Rear—N.A. with B01, B07, or FG2 ..... $ 42.13

G80 Axle, Anti-Spin Rear ..... $ 46.60

J50 Brakes, Pedal-Ease Power—M31, M40, or M41 required. N.A. with JL2 ..... $ 42.13

JL2 Brakes, Power with Front Disc—M31, M40, or M41 and N40 required. N.A. with J50 ..... $ 78.99

K30 Cruise Control, Automatic—J50 or JL2 and M31, M40, or M41 required ..... $ 63.19

L30 Engine, 310-hp Rocket 455 V-8 Regular-Fuel (2-bbl. carburetor). N.A. with M31 or M41 ..... $ 63.19

L31 Engine, 365-hp Rocket 455 V-8 H.C. (4-bbl. carburetor)—M40 required $110.59

L32 Engine, 390-hp High-Performance Rocket 455 V-8 H.C. (4-bbl. carburetor)—Includes dual exhaust system. M41 and Y72 required $141.13

M31 Transmission, Jetaway—Std. engine required. N.A. with F35 or L30. Sedans and Coupe $184.80

M40 Transmission, Turbo Hydra-matic 400—N.A. with L32 ..... $227.04

M41 Transmission, Heavy-Duty Turbo Hydra-matic 400—L32 required $242.88

M55 Oil Cooler, Automatic Transmission Auxiliary—For trailer towing. M31, M40, or M41 required ..... $ 15.80

N30 Steering Wheel, Deluxe — N.A. with N37 ..... $ 15.80

N33 Steering Wheel, Tilt-Away—M31, M40, or M41 required ..... $ 45.29

N34 Steering Wheel, Custom-Sport—N.A. with N37 ..... $ 31.60

N37 Steering Wheel, Tilt-and-Telescope — Includes N42. J50 or JL2 and M31, M40, or M41 required ..... $ 84.26

N40 Steering, Roto-Matic Power $110.59

N42 Steering Wheel with Instant-Horn, Deluxe—Included in N37 ..... $ 31.60

N99 Wheels, Heavy-Duty 15 x 6.00"—For trailer towing ..... $ 10.53

P03 Wheel Discs, Deluxe ..... $ 31.60

P26 Tires, 8.55 x 15" 2-Ply Whitewall ..... $ 43.66

P80 Tires, H78 x 15" Fiberglass-Belted Whitewall $101.90

PQ9 Tires, 8.55 x 15" 4-Ply Custom Whitewall Polyester-Cord ..... $ 64.41

T87 Lamps, Cornering—M31, M40, or M41 required ..... $ 36.86

U15 Safety Sentinel—N.A. with B01 or B07 ..... $ 11.59

U29 Lamps, Instrument-Panel Courtesy and Map—Sedans and Coupe ..... $ 8.43

U35 Clock, Electric ..... $ 16.85

U57 Stereo Tape Player—Includes rear speaker. U58, U59, or U63 required:
With U58 ..... $116.91
Without U58 ..... $133.76

U58 Radio, AM-FM Stereophonic—Includes rear speaker $238.03

U59 Radio, AM-FM Signal-Seeker Tuning $173.78

U63 Radio, Deluxe Pushbutton ..... $ 86.89

U71 Radio Antenna, Power (Front) ..... $ 31.60

U80 Radio Speaker, Bi-Phonic Rear—Included with U57 and U58 ..... $ 16.85

U89 Wiring Harness, Trailer Electrical ..... $ 10.53

W39 Seat Belts, Deluxe Front and Rear Lap and Front Shoulder—Sedans and Coupe. $ 13.69

Y60 Lamps and Mirrors, Convenience—Includes trunk, underhood, and glove compartment lamps, visor vanity mirror, and rearview mirror with map lamp ..... $ 14.74

Y67 Interior Equipment, Deluxe:
Town Sedan—Includes bright door armrest backplates, foam-padded front-seat cushion ..... $ 20.01
Holiday Coupe—Includes bright door armrest backplates, roof rear-quarter lamps, foam-padded front-seat cushion ..... $ 22.12
Holiday Sedan—Includes bright door armrest backplates, roof rear-quarter lamps, automatic rear-door lamp switches, foam-padded front-seat cushion ..... $ 30.54
Convertible—Includes chrome rear-armrest ashtrays and cigar lighters, bright door armrest backplates, foam-padded front-seat cushion ..... $ 33.70

Y71 Interior, Custom—N.A. in Convertible:
Town Sedan—Includes custom seat upholstery, door trim panels, carpeted door and cowl lower panels, woven-fiber rear window shelf covering, bright front-seat side upper and lower panels, and deluxe armrests with bright backplates:
With Y67 ..... $ 89.52
Without Y67 ..... $ 97.95
Holiday Models—Same as for Town Sedan, plus Custom Sport Front Seat, and roof rear-quarter lamps:
Either model with Y67 ..... $115.85
Holiday Coupe without Y67 ..... $126.38
Holiday Sedan without Y67 ..... $130.59

Y72 Engine-Cooling Equipment, Heavy-Duty—Includes special radiator, heavy-duty water pump, Thermo-Cool engine fan, and 55-ampere Delcotron:
With C60 or C61 ..... $ 21.06
Without C60 or C61 ..... $ 57.93

FACTORY-INSTALLED ACCESSORY GROUPS

CODE	ACCESSORY		GROUP 1			GROUP 2		
A91	Trunk-Lid Latch, Power					X	X	X
B93	Moldings, Chrome Door-Edge Guard		X	X	X	X	X	X
N30	Steering Wheel, Deluxe		X	X	X	X	X	X
U29	Lamps, Instr.-Panel Courtesy and Map					X**	X**	X**
U35	Clock, Electric					X	X	X
U58	Radio, AM-FM Stereophonic				X			X
U59	Radio, AM-FM Signal-Seeker Tuning			X			X	
U63	Radio, Deluxe Pushbutton		X			X		
Y60	Lamps and Mirrors, Convenience		X	X	X	X	X	X
	Price*	Coupe	$122.70	$209.59	$273.84	$162.72	$249.61	$313.86
		Convertible	$122.70	$209.59	$273.84	$154.29	$241.18	$305.43
		Sedans	$126.39	$213.28	$277.53	$166.41	$253.30	$317.55

*Group price is the sum of the prices of all accessories within the group. Desired option of radio must be specified.
**Standard in Convertible.

DELTA 88 CUSTOM

Models • Equipment • Prices

6469 Town Sedan 6437 Holiday Coupe 6439 Holiday Sedan

STANDARD EQUIPMENT

- **Armrest,** Front-Seat Center (Holiday models)
- **Armrests,** Deluxe Front and Rear (with bright accent moldings and backplates)
- **Ashtrays,** Instrument-Panel, R.H. Front-Armrest, and Rear-Armrest
- **Battery,** 73-Ampere-Hour/78-Plate (with standard engine)
- **Battery,** 75-Amp.-Hr./90-Plate (with L31 or L32)
- **Cigar Lighter,** Instrument-Panel
- **Delcotron,** 42-Ampere
- **Engine,** 310-hp Rocket 455 V-8 Regular-Fuel (2-bbl. carburetor)
- **Floor Carpeting,** Wall-to-Wall (plus carpeted cowl and door lower panels)
- **Frame,** Torque-Beam
- **Wheels,** 15"
- **Wheel Discs**
- **Window Shelf Covering,** Woven-Fiber Rear-
- **Windshield Wipers,** Recessed-Park

FACTORY-INSTALLED OPTIONS

A01 Windows, Soft-Ray Tinted—Includes A02 ..... $ 44.23

A02 Windshield, Soft-Ray Tinted ..... $ 29.49

A31 Windows, Power Side $110.59

A42 Seat Adjuster, 6-Way Power $100.05

AS4 Seat Shoulder Belts, Deluxe Rear- —W39 required ..... $ 26.33

AS5 Seat Shoulder Belts, Rear- —N.A. with W39 ..... $ 23.17

A82 Seat Head Restraints, Dual Front- —(Mandatory Option) ..... $ 17.90

A91 Trunk-Lid Latch, Power ..... $ 14.74

A93 Door Locks, Power—For all doors:
Coupe ..... $ 44.76
Sedans ..... $ 68.46

B01 Suspension, Heavy-Duty—Includes heavy-duty front and rear springs and shock absorbers, heavy-duty front stabilizer bar. N.A. with FG2, G51, G66, or U15 ..... $ 8.43

B07 Suspension with Rear Stabilizer Bar, Heavy-Duty—Includes heavy-duty front and rear springs, stabilizer bars, and shock absorbers. N.A. with FG2, G51, G66, or U15 ..... $ 17.80

B32 Floor Mats, Auxiliary Front ..... $ 7.37

B33 Floor Mats, Auxiliary Rear ..... $ 7.16

B36 Floor Mat, Heavy-Duty Rubber Trunk $ 7.90

BG1 Floor Covering, Heavy-Duty Black-Vinyl Front and Rear—Town Sedan ..... $ 10.53

B85 Moldings, Chrome Side-Window Sill—Included in C08 on Town Sedan ..... $ 19.49

B93 Moldings, Chrome Door-Edge Guard:
Coupe ..... $ 5.27
Sedans ..... $ 8.96

C08 Rooftop Covering, Vinyl—Includes B85 on Town Sedan $121.12

C50 Window Defogger, Rear- ..... $ 22.12

C57 Ventilation, Forced-Air Body—N.A. with C60 or C61 ..... $

C60 Air Conditioner, Four-Season—N47 required $421.28

C61 Air Conditioner, Comfortron—N47 required $500.27

D33 Mirror, Remote-Control Outside Rearview ..... $ 10.53

D99 Finish, Two-Tone Magic-Mirror ..... $ 42.13

F35 Frame, Heavy-Duty Torque-Beam—For trailer towing ..... $ 18.01

FG2 Shock Absorbers, Firm-Ride Front and Rear—N.A. with B01, B07, or G66 ..... $ 5.27

G51 Springs, Heavy-Duty Rear—For trailer towing—N.A. with B01 or B07 ..... $ 3.69

G66 Shock Absorbers, Superlift Rear—N.A. with B01, B07, or FG2 ..... $ 42.13

G80 Axle, Anti-Spin Rear ..... $ 46.60

J50 Brakes, Pedal-Ease Power—M40 or M41 required. N.A. with JL2 ..... $ 42.13

JL2 Brakes, Power with Front Disc—M40 or M41 and N47 required. N.A. with J50 ..... $ 78.99

K30 Cruise Control, Automatic—J50 or JL2 and M40 or M41 required ..... $ 63.19

L31 Engine, 365-hp Rocket 455 V-8 H.C. (4-bbl. carburetor)—M40 required ..... $ 47.39

L32 Engine, 390-hp High-Performance Rocket 455 V-8 H.C. (4-bbl. carburetor)—Includes dual exhaust system. M41 and Y72 required. ..... $ 77.93

M40 Transmission, Turbo Hydra-matic 400—N.A. with L32 ..... $227.04

M41 Transmission, Heavy-Duty Turbo Hydra-matic 400—L32 required $242.88

M55 Oil Cooler, Automatic Transmission Auxiliary—For trailer towing. M40 or M41 required ..... $ 15.80

N33 Steering Wheel, Tilt-Away—M40 or M41 required ..... $ 45.29

N34 Steering Wheel, Custom-Sport—N.A. with N37 ..... $ 15.80

N37 Steering Wheel, Tilt-and-Telescope — Includes N42. J50 or JL2, and M40 or M41 required ..... $ 84.26

N42 Steering Wheel with Instant-Horn, Deluxe—Included in N37 ..... $ 15.80

N47 Steering, Vari-Ratio Power $115.85

N99 Wheels, Heavy-Duty 15 x 6.00"—For trailer towing ..... $ 10.53

P03 Wheel Discs, Deluxe ..... $ 31.60

P26 Tires, 8.55 x 15" 2-Ply Whitewall ..... $ 43.66

P80 Tires, H78 x 15" Fiberglass-Belted Whitewall $101.90

PQ9 Tires, 8.55 x 15" 4-Ply Custom Whitewall Polyester-Cord ..... $ 64.41

T87 Lamps, Cornering—M40 or M41 required ..... $ 36.86

U15 Safety Sentinel—N.A. with B01 or B07 ..... $ 11.59

U35 Clock, Electric ..... $ 16.85

U57 Stereo Tape Player—Includes rear speaker. U58, U59, or U63 required:
With U58 ..... $116.91
Without U58 ..... $133.76

U58 Radio, AM-FM Stereophonic—Includes rear speaker $238.03

U59 Radio, AM-FM Signal-Seeker Tuning $173.78

U63 Radio, Deluxe Pushbutton ..... $ 86.89

U71 Radio Antenna, Power (Front) ..... $ 31.60

U80 Radio Speaker, Bi-Phonic Rear—Included with U57 and U58 ..... $ 16.85

U89 Wiring Harness, Trailer Electrical ..... $ 10.53

W39 Seat Belts, Deluxe Front and Rear Lap and Front Shoulder ..... $ 13.69

Y60 Lamps and Mirrors, Convenience—Includes trunk, underhood, and glove compartment lamps, visor vanity mirror, and rearview mirror with map lamp ..... $ 14.74

Y72 Engine-Cooling Equipment, Heavy-Duty—Includes special radiator, heavy-duty water pump, Thermo-Cool engine fan, and 55-ampere Delcotron:
With C60 or C61 ..... $ 21.06
Without C60 or C61 ..... $ 57.93

- **Instrument-Panel Trim,** Wood-Grain-Vinyl
- **Lamp,** Dome (Town Sedan)
- **Lamps,** Instrument-Panel Ashtray, Courtesy, and Map
- **Lamps,** Roof Rear-Quarter (Holiday models)
- **Lamp Switches at all Doors,** Automatic Interior-
- **Moldings,** Chrome Lower Body-Side, Fender, and Wheel-Opening
- **Moldings,** Chrome Roof Drip
- **Moldings,** Chrome Side-Window Frame (Town Sedan)
- **Seat,** Bench Front (Town Sedan)
- **Seat,** Custom Sport Front (Holiday models)
- **Seat Cushion,** Foam-Padded Front-
- **Seat Cushion,** Foam-Padded Rear- (Holiday models)
- **Seat Lap Belts,** 3 Front- and 3 Rear-
- **Seat Moldings,** Bright Front-
- **Seat Shoulder Belts,** 2 Front-
- **Steering Wheel,** Deluxe
- **Tires,** 8.55 x 15" 2-Ply Blackwall
- **Transmission,** Fully Synchronized 3-Speed Column-Shift
- **Ventilation,** Flo-Thru Body

FACTORY-INSTALLED ACCESSORY GROUPS

CODE	ACCESSORY		GROUP 1			GROUP 2		
A91	Trunk-Lid Latch, Power					X	X	X
B93	Moldings, Chrome Door-Edge Guard		X	X	X	X	X	X
U35	Clock, Electric					X	X	X
U58	Radio, AM-FM Stereophonic				X			X
U59	Radio, AM-FM Signal-Seeker Tuning			X			X	
U63	Radio, Deluxe Pushbutton		X			X		
Y60	Lamps and Mirrors, Convenience		X	X	X	X	X	X
	Price*	Coupe	$106.90	$193.79	$258.04	$138.49	$225.38	$289.63
		Sedans	$110.59	$197.48	$261.73	$142.18	$229.07	$293.32

*Group price is the sum of the prices of all accessories within the group. Desired option of radio must be specified.

DELTA 88 ROYALE

Models • Equipment • Prices

6647 Holiday Coupe

STANDARD EQUIPMENT

- **Armrest,** Front-Seat Center
- **Armrests,** Deluxe Front- and Rear- (with bright accent moldings and backplates)
- **Ashtrays,** Instrument-Panel, R.H. Front-Armrest, and Rear-Armrest
- **Battery,** 73-Ampere-Hour/78-Plate (with standard engine)
- **Battery,** 75-Amp.-Hr./90-Plate (with L31 or L32)
- **Clock,** Electric
- **Delcotron,** 42-Ampere
- **Door Safety Reflectors,** Open-
- **Engine,** 310-hp Rocket 455 V-8 Regular-Fuel (2-bbl. carbureter)
- **Floor Carpeting,** Wall-to-Wall (plus carpeted cowl, door and front-seat-back lower panels)
- **Frame,** Torque-Beam
- **Instrument-Panel Trim,** Wood-Grain-Vinyl
- **Lamps,** Instrument-Panel Ashtray, Courtesy Glove Compartment, and Map
- **Lamps,** Roof Rear-Quarter
- **Lamp Switches,** Automatic Interior-
- **Louver Grilles,** Chrome Front-Fender
- **Molding,** Chrome Hood
- **Moldings,** Chrome Wheel-Opening
- **Moldings,** Chrome Roof Drip
- **Moldings,** Chrome Side-Window Sill
- **Paint Stripes,** Body-Side
- **Rooftop Covering,** Vinyl
- **Seat,** Custom Sport Front
- **Seat Cushions,** Foam-Padded Front- and Rear-
- **Seat Lap Belts,** 3 Front- and 3 Rear-
- **Seat Moldings,** Bright Front-
- **Seat Shoulder Belts,** 2 Front-
- **Steering Wheel,** Deluxe
- **Tires,** 8.55 x 15" 2-Ply Blackwall
- **Transmission,** Fully Synchronized 3-Speed Column-Shift
- **Ventilation,** Flo-Thru Body
- **Wheels,** 15"
- **Wheel Discs**
- **Window Shelf Covering,** Woven-Fiber Rear-
- **Windshield Wipers,** Recessed-Park

FACTORY-INSTALLED OPTIONS

A01 Windows, Soft-Ray Tinted—Includes A02 ..... $ 44.23

A02 Windshield, Soft-Ray Tinted ..... $ 29.49

A31 Windows, Power Side $110.59

A42 Seat Adjuster, 6-Way Power—For bench seat. N.A. with A51 ..... $100.05

A46 Seat Adjuster, 4-Way Power—For left-hand bucket seat. A51 required ..... $ 73.72

A51 Seats, Strato Bucket ..... No Chg.

AS4 Seat Shoulder Belts, Deluxe Rear- —W39 required ..... $ 26.33

AS5 Seat Shoulder Belts, Rear- —N.A. with W39 ..... $ 23.17

A82 Seat Head Restraints, Dual Front- —(Mandatory Option) ..... $ 17.90

A91 Trunk-Lid Latch, Power ..... $ 14.74

A93 Door Locks, Power ..... $ 44.76

B32 Floor Mats, Auxiliary Front ..... $ 7.37

B33 Floor Mats, Auxiliary Rear ..... $ 7.16

B36 Floor Mat, Heavy-Duty Rubber Trunk $ 7.90

B93 Moldings, Chrome Door-Edge Guard $ 5.27

C50 Window Defogger, Rear- ..... $ 22.12

C57 Ventilation, Forced-Air Body—N.A. with C60 or C61 ..... $

C60 Air Conditioner, Four-Season—N47 required $421.28

C61 Air Conditioner, Comfortron—N47 required $500.27

D33 Mirror, Remote-Control Outside Rearview ..... $ 10.53

D55 Console, Sports—Includes lockable map case with lamp, front and rear console courtesy lamps, and floor-shift control. A51 and M40 or M41 required. N.A. with N33 ..... $ 61.09

F35 Frame, Heavy-Duty Torque-Beam—For trailer towing ..... $ 18.01

FG2 Shock Absorbers, Firm-Ride Front and Rear —N.A. with G66 ..... $ 5.27

G51 Springs, Heavy-Duty Rear—For trailer towing ..... $ 3.69

G66 Shock Absorbers, Superlift Rear—N.A. with FG2 ..... $ 42.13

G80 Axle, Anti-Spin Rear ..... $ 46.60

J50 Brakes, Pedal-Ease Power—M40 or M41 required. N.A. with JL2 ..... $ 42.13

JL2 Brakes, Power with Front Disc—M40 or M41 and N47 required. N.A. with J50 ..... $ 78.99

K30 Cruise Control, Automatic—J50 or JL2 and M40 or M41 required ..... $ 63.19

L31 Engine, 365-hp Rocket 455 V-8 H.C. (4-bbl. carburetor)—M40 required ..... $ 47.39

L32 Engine, 390-hp High-Performance Rocket 455 V-8 H.C. (4-bbl. carburetor)—Includes dual exhaust system. M41 and Y72 required. ..... $ 77.93

M40 Transmission, Turbo Hydra-matic 400—N.A. with L32 ..... $227.04

M41 Transmission, Heavy-Duty Turbo Hydra-matic 400—L32 required $242.88

M55 Oil Cooler, Automatic Transmission Auxiliary —For trailer towing. M40 or M41 required ..... $ 15.80

N33 Steering Wheel, Tilt-Away—M40 or M41 required. N.A. with D55 ..... $ 45.29

N34 Steering Wheel, Custom-Sport—N.A. with N37 ..... $ 15.80

N37 Steering Wheel, Tilt-and-Telescope — Includes N42, J50 or JL2, and M40 or M41 required ..... $ 84.26

N42 Steering Wheel with Instant-Horn, Deluxe—Included in N37 ..... $ 15.80

N47 Steering, Vari-Ratio Power $115.85

N99 Wheels, Heavy-Duty 15 x 6.00"—For trailer towing ..... $ 10.53

P03 Wheel Discs, Deluxe ..... $ 31.60

P26 Tires, 8.55 x 15" 2-Ply Whitewall ..... $ 43.66

P80 Tires, H78 x 15" Fiberglass-Belted Whitewall $101.90

PQ9 Tires, 8.55 x 15" 4-Ply Custom Whitewall Polyester-Cord ..... $ 64.41

T87 Lamps, Cornering—M40 or M41 required ..... $ 36.86

U15 Safety Sentinel ..... $ 11.59

U57 Stereo Tape Player—Includes rear speaker. U58, U59, or U63 required:
With U58 ..... $116.91
Without U58 ..... $133.76

U58 Radio, AM-FM Stereophonic—Includes rear speaker $238.03

U59 Radio, AM-FM Signal-Seeker Tuning $173.78

U63 Radio, Deluxe Pushbutton ..... $ 86.89

U71 Radio Antenna, Power (Front) ..... $ 31.60

U80 Radio Speaker, Bi-Phonic Rear—Included with U57 and U58 ..... $ 16.85

U89 Wiring Harness, Trailer Electrical ..... $ 10.53

W39 Seat Belts, Deluxe Front and Rear Lap and Front Shoulder:
With A51 ..... $ 12.11
Without A51 ..... $ 13.69

Y60 Lamps and Mirrors, Convenience—Includes trunk and underhood lamps, visor vanity mirror, and rearview mirror with map lamp ..... $ 11.80

Y72 Engine-Cooling Equipment, Heavy-Duty—Includes special radiator, heavy-duty water pump, Thermo-Cool engine fan, and 55-ampere Delcotron:
With C60 or C61 ..... $ 21.06
Without C60 or C61 ..... $ 57.93

FACTORY-INSTALLED ACCESSORY GROUPS

CODE	ACCESSORY	GROUP 1			GROUP 2		
A91	Trunk-Lid Latch, Power				X	X	X
B93	Moldings, Chrome Door-Edge Guard	X	X	X	X	X	X
U58	Radio, AM-FM Stereophonic			X			X
U59	Radio, AM-FM Signal-Seeker Tuning		X			X	
U63	Radio, Deluxe Pushbutton	X			X		
Y60	Lamps and Mirrors, Convenience	X	X	X	X	X	X
	Price*	$103.96	$190.85	$256.10	$118.70	$205.59	$269.84

*Group price is the sum of the prices of all accessories within the group. Desired option of radio must be specified.

NINETY-EIGHT

Models • Equipment • Prices

8469 Town Sedan 8439 Holiday Sedan 8639 Luxury Sedan Hardtop
8669 Luxury Sedan 8457 Holiday Coupe 8467 Convertible

STANDARD EQUIPMENT

- **Armrest,** Front-Seat Center (except Town Sedan)
- **Armrest,** Rear-Seat Center (Luxury Sedans)
- **Armrests,** Deluxe Front- and Rear- (with bright accent moldings and backplates—Town Sedan)
- **Armrests with Chrome Ashtrays and Lighters,** Deluxe Integral Rear-Quarter (Coupe and Convertible)
- **Armrests with Chrome Power Controls,** Deluxe Integral Front (except Town Sedan)
- **Ashtrays,** Instrument-Panel, R.H. Front-Armrest, and Rear-Armrest
- **Battery,** 75-Ampere-Hour/90-Plate
- **Brakes,** Pedal-Ease Power
- **Cigar Lighters,** Instrument-Panel and 2 Front-Seat-Back (Town Sedan)
- **Cigar Lighters,** Instrument-Panel and Rear-Armrest (except Town Sedan)
- **Clock,** Electric
- **Delcotron,** 42-Ampere
- **Engine,** 365-hp Rocket 455 V-8 H.C. (4-bbl. carburetor)
- **Floor Carpeting,** Wall-to-Wall (plus carpeted cowl, door, and front-seat-back lower panels)
- **Frame,** Torque-Beam
- **Frame,** Heavy-Duty Torque-Beam (Convertible)
- **Instrument-Panel Trim,** Wood-Grain-Vinyl
- **Lamps,** Door Courtesy and Open-Door Warning (Convertible and Luxury Sedans)
- **Lamps,** Instrument-Panel Ashtray, Courtesy, Glove Compartment, and Map
- **Lamps,** Rear-Armrest Courtesy (Convertible)
- **Lamps,** Roof Rear-Quarter (Sedans and Coupe)
- **Lamp Switches at All Doors,** Automatic Interior-
- **Molding,** Chrome Hood
- **Moldings,** Chrome Lower Body-Side, Fender, and Wheel-Opening
- **Moldings,** Chrome Roof Drip (Sedans and Coupe)
- **Moldings,** Chrome Side-Window Sill
- **Paint Stripes,** Body-Side
- **Pedals,** Chrome-Accented
- **Seat,** Armrest Bench Front (Luxury Sedans)
- **Seat,** Bench Front (Town Sedan)
- **Seat,** Custom Sport Front (Holiday models and Convertible)
- **Seat Adjuster,** 2-Way Power Driver's (except Town Sedan)
- **Seat Cushions,** Foam-Padded Front- and Rear-
- **Seat Lap Belts,** 3 Front and 3 Rear Deluxe
- **Seat Shoulder Belts,** 2 Front Deluxe (Sedans and Coupe)
- **Seat Moldings,** Bright Front-
- **Steering,** Vari-Ratio Power
- **Steering Wheel,** Deluxe
- **Tires,** 8.85 x 15" 2-Ply Blackwall
- **Top,** Power (Convertible)
- **Tire Cover,** Spare (Luxury Sedans)
- **Transmission,** Turbo Hydra-matic 400 (column-shift)
- **Ventilation,** Flo-Thru Body
- **Wheels,** 15"
- **Wheel Discs**
- **Wheel-Opening Covers,** Rear-
- **Windows,** Power Side (except Town Sedan)
- **Window Shelf Covering,** Woven-Fiber Rear- (Sedans and Coupe)
- **Windshield Wipers,** Recessed-Park

FACTORY-INSTALLED OPTIONS

A01 Windows, Soft-Ray Tinted—includes A02 ..... $ 44.23

A02 Windshield, Soft-Ray Tinted ..... $ 29.49

A31 Windows, Power Side—Town Sedan $110.59

A42 Seat Adjuster, 6-Way Power—N.A. with AM6: Except Town Sedan ..... $ 73.72
Town Sedan $100.05

A82 Seat Head Restraints, Dual Front- —(Mandatory Option) ..... $ 17.90

AG1 Seat Adjuster, 6-Way Power Driver's-Side—AM6 required. Luxury Sedan Hardtop $ 73.72

AG2 Seat Adjuster, 6-Way Power Passenger's-Side. AM6 and AG1 required. Luxury Sedan Hardtop $100.05

AM6 Seat with Dual Controls, Divided Front- —Includes 2-way power driver's-side adjuster. N.A. with A42. Luxury Sedan Hardtop $ 78.99

A85 Seat Shoulder Belts, Deluxe Front- —Convertible ..... $ 26.33

AS4 Seat Shoulder Belts, Deluxe Rear- ..... $ 26.33

A91 Trunk-Lid Latch, Power ..... $ 14.74

A93 Door Locks, Power—For all doors:
Coupe and Convertible ..... $ 44.76
Sedans ..... $ 68.46

B32 Floor Mats, Auxiliary Front ..... $ 7.37

B33 Floor Mats, Auxiliary Rear ..... $ 7.16

B36 Floor Mat, Heavy-Duty Rubber Trunk $ 7.90

B93 Moldings, Chrome Door-Edge Guard:
Coupe and Convertible ..... $ 5.27
Sedans ..... $ 8.96

C08 Rooftop Covering, Vinyl—Sedans and Coupe $136.92

C50 Window Defogger, Rear- —Sedans and Coupe ..... $ 22.12

C57 Ventilation, Forced-Air Body—N.A. with C60 or C61 ..... $

C60 Air Conditioner, Four-Season $421.28

C61 Air Conditioner, Comfortron $500.27

D33 Mirror, Remote-Control Outside Rearview ..... $ 10.53

D99 Finish, Two-Tone Magic-Mirror—Sedans and Coupe ..... $ 42.13

F35 Frame, Heavy-Duty Torque-Beam—For trailer towing. Sedans and Coupe ..... $ 18.01

FG2 Shock Absorbers, Firm-Ride Front and Rear —N.A. with G66 ..... $ 5.27

G51 Springs, Heavy-Duty Rear—For trailer towing ..... $ 3.69

G66 Shock Absorbers, Superlift Rear—Sedans and Coupe ..... $ 42.13

G80 Axle, Anti-Spin Rear ..... $ 46.60

JL2 Brakes, Power with Front Disc ..... $ 52.66

K30 Cruise Control, Automatic ..... $ 63.19

M55 Oil Cooler, Automatic Transmission Auxiliary —For trailer towing ..... $ 15.80

N33 Steering Wheel, Tilt-Away ..... $ 45.29

N34 Steering Wheel, Custom-Sport—N.A. with N37 ..... $ 15.80

N37 Steering Wheel, Tilt-and-Telescope — Includes N42 ..... $ 84.26

N42 Steering Wheel with Instant-Horn, Deluxe—Included in N37 ..... $ 15.80

N99 Wheels, Heavy-Duty 15 x 6.00"—For trailer towing ..... $ 10.53

P03 Wheel Discs, Deluxe ..... $ 31.60

P26 Tires, 8.85 x 15" 2-Ply Whitewall ..... $ 48.76

P80 Tires, J78 x 15" Fiberglass-Belted Whitewall $114.96

PQ9 Tires, 8.85 x 15" 4-Ply Custom Whitewall Polyester-Cord ..... $ 72.25

T87 Lamps, Cornering ..... $ 36.86

U15 Safety Sentinel ..... $ 11.59

U57 Stereo Tape Player—Includes rear speaker. U58, U59, or U63 required:
With U58 ..... $116.91
Without U58 ..... $133.76

U58 Radio, AM-FM Stereophonic—Includes rear speaker $238.03

U59 Radio, AM-FM Signal-Seeker Tuning $173.78

U63 Radio, Deluxe Pushbutton ..... $ 86.89

U71 Radio Antenna, Power (Front) ..... $ 31.60

U80 Radio Speaker, Bi-Phonic Rear—Included with U57 and U58 ..... $ 16.85

U89 Wiring Harness, Trailer Electrical ..... $ 10.53

Y60 Lamps and Mirrors, Convenience—Includes trunk and underhood lamps, visor vanity mirror, and rearview mirror with map lamp ..... $ 11.80

Y72 Engine-Cooling Equipment, Heavy-Duty—Includes special radiator, heavy-duty water pump, Thermo-Cool engine fan, and 55-ampere Delcotron:
With C60 or C61 ..... $ 21.06
Without C60 or C61 ..... $ 57.93

Y74 Paint Stripes, Delete Body-Side ..... No Chg.

FACTORY-INSTALLED ACCESSORY GROUP

CODE	ACCESSORY		GROUP 1		
A91	Trunk-Lid Latch, Power		X	X	X
B93	Moldings, Chrome Door-Edge Guard		X	X	X
U58	Radio, AM-FM Stereophonic				X
U59	Radio, AM-FM Signal-Seeker Tuning			X	
U63	Radio, Deluxe Pushbutton		X		
Y60	Lamps and Mirrors, Convenience		X	X	X
	Price*	2-door models	$118.70	$205.59	$269.84
		4-door models	$122.39	$209.28	$273.53

*Group price is the sum of the prices of all accessories within the group. Desired option of radio must be specified.

TORONADO

Models • Equipment • Prices

9487 Deluxe Coupe

STANDARD EQUIPMENT

- **Armrests,** Deluxe Front- (with bright accent moldings and backplates)
- **Armrests,** Deluxe Integral Rear-Quarter
- **Ashtrays,** Instrument-Panel, R.H. Front-Door, and Rear-Armrest
- **Battery,** 75-Ampere-Hour/90-Plate
- **Brakes,** Pedal-Ease Power
- **Cigar Lighter,** Instrument-Panel
- **Clock,** Electric
- **Delcotron,** 42-Ampere
- **Engine,** 375-hp Rocket 455 V-8 H.C. (4-bbl. carburetor)
- **Steering Wheel,** Deluxe
- **Tires,** 8.85 x 15" 2-Ply Blackwall
- **Transmission,** Turbo Hydra-matic 400 (column-shift)
- **Ventilation,** Flo-Thru Body
- **Wheels,** 15"
- **Wheel Hubcaps**
- **Windshield Wipers,** Recessed-Park

FACTORY-INSTALLED OPTIONS

A01 **Windows,** Soft-Ray Tinted—Includes A02 ..... $ 47.39

- **Floor Carpeting,** Wall-to-Wall (plus carpeted cowl, door, and front-seat-back lower panels)
- **Instrument-Panel Trim,** Wood-Grain-Vinyl
- **Frame,** Torque-Beam
- **Lamps,** Instrument-Panel Courtesy and Glove Compartment
- **Lamps,** Roof Rear-Quarter
- **Lamp Switches,** Automatic Interior-
- **Moldings,** Chrome Rocker Panel and Wheel-Opening
- **Moldings,** Chrome Roof Drip
- **Moldings,** Chrome Side-Window Sill
- **Pedals,** Chrome-Accented
- **Seat,** Bench Front (See A51)
- **Seat Cushions,** Foam-Padded Front- and Rear-
- **Seat Lap Belts,** 3 Front- and 3 Rear-
- **Seat Moldings,** Bright Front-
- **Seat Shoulder Belts,** 2 Front-
- **Steering,** Vari-Ratio Power

A02 **Windshield,** Soft-Ray Tinted ..... $ 29.49

A31 **Windows,** Power Side $110.59

A42 **Seat Adjuster,** 6-Way Power—For bench seat. N.A. with A51 ..... $100.05

A46 **Seat Adjuster,** 4-Way Power—For left-hand bucket seat. A51 required ..... $ 73.72

A51 **Seats,** Strato Bucket ..... No Chg.

AS4 **Seat Shoulder Belts,** Deluxe Rear- —W39 required ..... $ 26.33

AS5 **Seat Shoulder Belts,** Rear- —N.A. with W39 ..... $ 23.17

A82 **Seat Head Restraints,** Dual Front- —(Mandatory Option) ..... $ 17.90

A91 **Trunk-Lid Latch,** Power ..... $ 14.74

A93 **Door Locks,** Power ..... $ 44.76

B32 **Floor Mat,** Auxiliary Front ..... $ 10.00

B33 **Floor Mat,** Auxiliary Rear ..... $ 7.37

B36 **Floor Mat,** Heavy-Duty Rubber Trunk $ 7.90

B93 **Moldings,** Chrome Door-Edge Guard $ 5.27

C08 **Rooftop Covering,** Vinyl $126.38

C49 **Window,** Electric Defogging Rear—A01 required ..... $ 47.39

C60 **Air Conditioner,** Four-Season $421.28

C61 **Air Conditioner,** Comfortron $500.27

D33 **Mirror,** Remote-Control Outside Rearview ..... $ 10.53

D55 **Console,** Sports—Includes lockable map case with lamp, front and rear console lamps, and floor-shift control. A51 required. N.A. with N33 ..... $ 50.56

G66 **Shock Absorbers,** Superlift Rear ..... $ 42.13

JL2 **Brakes,** Power with Front Disc ..... $ 52.66

K30 **Cruise Control,** Automatic ..... $ 63.19

M55 **Oil Cooler,** Automatic Transmission Auxiliary —For trailer towing ..... $ 15.80

N33 **Steering Wheel,** Tilt-Away—N.A. with D55 ..... $ 45.29

N37 **Steering Wheel,** Tilt-and-Telescope—Includes N42 ..... $ 84.26

N42 **Steering Wheel with Instant-Horn,** Deluxe —Included in N37 ..... $ 15.80

N98 **Wheels and Trim Rings,** Chrome Open-Spider ..... $ 89.52

P03 **Wheel Discs,** Deluxe—N.A. with N98 $ 40.02

P06 **Wheel Trim Rings,** Chrome—Included in N98 ..... $ 18.43

P26 **Tires,** 8.85 x 15" 2-Ply Whitewall ..... $ 48.76

P80 **Tires,** J78 x 15" Fiberglass-Belted Whitewall $114.96

PQ9 **Tires,** 8.85 x 15" 4-Ply Custom Whitewall Polyester-Cord ..... $ 72.25

T87 **Lamps,** Cornering ..... $ 36.86

U57 **Stereo Tape Player**—Includes rear speaker. U58, U59, or U63 required:
With U58 ..... $116.91
Without U58 ..... $133.76

U58 **Radio,** AM-FM Stereophonic—Includes rear speaker $238.03

U59 **Radio,** AM-FM Signal-Seeker Tuning $173.78

U63 **Radio,** Deluxe Pushbutton ..... $ 86.89

U71 **Radio Antenna,** Power (Front) ..... $ 31.60

U80 **Radio Speaker,** Bi-Phonic Rear—Included with U57 and U58 ..... $ 16.85

U89 **Wiring Harness,** Trailer Electrical ... $ 10.53

W34 **Engine,** 400-hp Rocket 455 V-8 H.C.—Includes dual exhausts ..... $ 47.39

W39 **Seat Belts,** Deluxe Front and Rear Lap and Front Shoulder:
With A51 ..... $ 12.11
Without A51 ..... $ 13.69

Y60 **Lamps and Mirrors,** Convenience—Includes trunk and underhood lamps, visor vanity mirror, and rearview mirror with map lamp, plus door courtesy and open-door warning lamps with Y69:
Without Y69 ..... $ 11.80
With Y69 ..... $ 24.96

Y62 **Paint,** Special Order—Includes selection of Amethyst (I), Caribbean Turquoise (U) or Nugget Gold (X) ..... $ 83.20

Y69 **Interior,** Custom—Includes Strato Bench or Strato Bucket Front Seats; custom upholstery, sidewall trim panels, door pull handles, cigar lighters in rear-armrest ashtrays $173.78

Y70 **Paint Stripes,** Body-Side ..... $ 10.53

Y72 **Engine-Cooling Equipment,** Heavy-Duty—Includes special radiator, heavy-duty water pump, Thermo-Cool engine fan, and 55-ampere Delcotron:
With C60 or C61 ..... $ 5.27
Without C60 or C61 ..... $ 57.93

FACTORY-INSTALLED ACCESSORY GROUP

CODE	ACCESSORY		GROUP 1		
A91	Trunk-Lid Latch, Power		X	X	X
B93	Moldings, Chrome Door-Edge Guard		X	X	X
U58	Radio, AM-FM Stereophonic				X
U59	Radio, AM-FM Signal-Seeker Tuning			X	
U63	Radio, Deluxe Pushbutton		X		
Y60	Lamps and Mirrors, Convenience		X	X	X
	Price*	With Y69	$131.86	$218.75	$283.00
		Without Y69	$118.70	$205.59	$269.84

*Group price is the sum of the prices of all accessories within the group. Desired option of radio must be specified.

POLICE APPREHENDER EQUIPMENT

Models Available with Police Apprehender Options B01 and B07

DELTA 88		DELTA 88 CUSTOM	
5469	Town Sedan	6469	Town Sedan
5487	Holiday Coupe	6487	Holiday Coupe
5439	Holiday Sedan	6439	Holiday Sedan

FACTORY-INSTALLED BASIC OPTIONS

City Cruiser

B01 Suspension, Heavy-Duty—Automatic transmission (M31, M40, or M41) required. N.A. with Firm-Ride Shock Absorbers (FG2), Heavy-Duty Rear Springs (G51), Superlift Rear Shock Absorbers (G66) or Safety Sentinel (U15). Order U11, if required **$ 8.43**

Includes:

- **Shock Absorbers,** Heavy-Duty Front and Rear . . . Calibrated to extra-stiff springs.
- **Springs,** Heavy-Duty Front . . . 365 lb./in. rate compared to 335 for Delta 88 Custom and 310 for Delta 88.
- **Springs,** Heavy-Duty Rear . . . 125 lb./in. rate compared to 125 for Delta 88 Custom and 105 for Delta 88.
- **Stabilizer Bar,** Heavy-Duty Front . . . 1.031-in. diameter compared to .968.

Highway Patrol

B07 Suspension with Rear Stabilizer Bar, Heavy-Duty—Automatic transmission (M31, M40, or M41) required. N.A. with Firm-Ride Shock Absorbers (FG2), Heavy-Duty Rear Springs (G51), Superlift Rear Shock Absorbers (G66) or Safety Sentinel (U15). Order U11, if required **$ 17.80**

Includes:

- **Shock Absorbers,** Heavy-Duty Front and Rear . . . Calibrated to extra-stiff springs.
- **Springs,** Heavy-Duty Front . . . 560 lb./in. rate compared to 335 for Delta 88 Custom and 310 for Delta 88.
- **Springs,** Heavy-Duty Rear . . . 260 lb./in. rate compared to 125 for Delta 88 Custom and 105 for Delta 88.
- **Stabilizer Bar,** Heavy-Duty Front . . . 1.031-in. diameter compared to .968.
- **Stabilizer Bar,** Heavy-Duty Rear . . . Added .875-in. diameter bar.
- **Suspension Lower Control Arms,** Heavy-Duty Rear . . . Reinforced.

OTHER FACTORY-INSTALLED OPTIONS SUITABLE FOR POLICE CARS

A74 Seats, Heavy-Duty Front and Rear—Includes heavy-duty interlaced springs with foam padding. Delta 88 Sedans **$ 15.27**

A82 Seat Head Restraints, Dual Front- —(Mandatory Option) **$ 17.90**

A93 Door Locks, Power—For all doors:
Coupe **$ 44.76**
Sedans **$ 68.46**

BG1 Floor Covering, Heavy-Duty Black-Vinyl Front and Rear—Town Sedans **$ 10.53**

B84 Moldings, Bodyguard Side—Delta 88 **$ 12.64**

C50 Window Defogger, Rear **$ 22.12**

C60 Air Conditioner, Four-Season—N40 or N47 required **$421.28**

C61 Air Conditioner, Comfortron—N40 or N47 required **$500.27**

G80 Axle, Anti-Spin Rear **$ 46.60**

J50 Brakes, Pedal-Ease Power—M31, M40, or M41 required. N.A. with JL2 or J55. **$ 42.13**

JL2 Brakes, Power with Front Disc—M31, M40, or M41 and N40 or N47 required. N.A. with J50 or J55 **$ 78.99**

tJ55 Brakes, Heavy-Duty Power with Front Disc—Single piston front disc brakes with heavy-duty non-fading linings; 11.00 x 2½-in. duo-servo heavy-duty rear brakes; power brake application. Includes N99. M31, M40, or M41 required. N.A. with J50 or JL2 **$ 94.79**

tK81 Delcotron, Heavy-Duty—60-ampere/hour alternator with solid state transistorized regulator; 19-ampere/hour at idle **$ 21.06**

L30 Engine, 310-hp Rocket 455 V-8 Regular-Fuel (2-bbl. carburetor). N.A. with M31, or M41. Delta 88 **$ 63.19**

L31 Engine, 365-hp Rocket 455 V-8 H.C. (4-bbl. carburetor)—M40 required:
Delta 88 **$110.59**
Delta 88 Custom **$ 47.39**

L32 Engine, 390-hp High-Performance Rocket 455 V-8 H.C. (4-bbl. carburetor)—Includes dual exhaust system. M41 and Y72 required:
Delta 88 **$141.13**
Delta 88 Custom **$ 77.93**

M31 Transmission, Jetaway—standard engine required. Delta 88 **$184.80**

M40 Transmission, Turbo Hydra-matic 400—N.A. with L32 **$227.04**

M41 Transmission, Heavy-Duty Turbo Hydra-matic 400—L32 required **$242.88**

N40 Steering, Roto-Matic Power—Delta 88 **$110.59**

N47 Steering, Vari-Ratio Power—Delta 88 Custom **$115.85**

N99 Wheels, Heavy-Duty 15 x 6.00"—Included in J55 **$ 10.53**

tU11 Speedometer, Certified Police. Calibrated in increments of 2 mph from 0 to 120 mph and accurate within plus or minus 2 percent throughout speed range **$ 3.16**

tU80 Wiring Harness with Roof Panel Reinforcement, Roof Flasher—Roof flasher not included. Sedans **$ 16.85**

Y72 Engine-Cooling Equipment, Heavy-Duty—Includes 2.70-in. thick heavy-duty radiator, heavy-duty water pump, 6-blade Thermo-Cool engine fan, and 55-ampere Delcotron:
With C60 or C61 **$ 21.06**
Without C60 or C61 **$ 57.93**

t—For police usage only.

For other options suitable for police cars, see preceding Delta 88 and Delta 88 Custom equipment pages.

TRAILER-TOWING EQUIPMENT . . . RECOMMENDED FACTORY-INSTALLED OPTIONS FOR SPECIFIC MODELS AND TRAILER WEIGHTS

LIGHT WEIGHT (S.A.E. Class 1)

Gross Trailer Weight (lb.).....1000-2000
Max. Tongue Load (lb.).....200

NOTE: No special equipment is usually required for trailers weighing less than 1000 pounds.

POWER TRAIN	TORONADO	NINETY-EIGHT	DELTA 88 ROYALE, CUSTOM	DELTA 88	VISTA-CRUISER	4-4-2	CUTLASS SUPREME	CUTLASS S, CUTLASS, F-85 (V-8)
Axle, 2.93-to-1 Ratio (G94)	–	R	R	–	–	–	–	–
Axle, 3.08-to-1 Ratio (G90)	–	–	–	R	R	R	R	R
Engine, 375-hp Rocket 455 V-8 H.C.	S	–	–	–	–	–	–	–
Engine, 365-hp Rocket 455 V-8 H.C. (L31)	–	S	Aa	Aa	–	–	–	–
Engine, 310-hp Rocket 455 V-8 (L30)	–	–	S	A	–	–	–	–
Engine, 325-hp Rocket 400 V-8 H.C. (L31)	–	–	–	–	Aa	S	–	–
Engine, 310-hp Rocket 350 V-8 H.C. (L74)	–	–	–	–	R	–	S	R
Engine, 250-hp Rocket 350 V-8 (L65)	–	–	–	S	S	–	–	S
Engine-Cooling Equipment, H.D. (Y72)	Rb	Rb	Rb	Rb	Rb	Rb	R	R
Transmission, Turbo Hydra-matic 400 (M40)	S	S	R	R	R	R	–	–
Transmission, Turbo Hydra-matic 350 (M38)	–	–	–	–	–	–	Rd	Rd
Transmission, Jetaway Automatic (M31)	–	–	–	A	–	–	–	Ad
Trans. Aux. Oil Cooler, Auto. (M55)	Rb	Rb	Rb	Rb	Rb	Rt	Rb	Rb

CHASSIS	TORONADO	NINETY-EIGHT	DELTA 88 ROYALE, CUSTOM	DELTA 88	VISTA-CRUISER	4-4-2	CUTLASS SUPREME	CUTLASS S, CUTLASS, F-85 (V-8)
Frame, Heavy-Duty Torque-Beam (F35)	–	Afg	Af	Afg	–	–	–	–
Shock Absorbers, Superlift Rear (G66)	A	R	R	R	R	Aa	R	R
Springs, Heavy-Duty Rear (G51)	–	Ah	Ah	Ah	Ah	Rah	Ah	Ah
Tires, Fiberglass-Belted (P80, P81)	A	A	A	A	A	A	A	A
Trailer Electrical Wiring Harness (U89)	R	R	R	R	R	R	R	R
Wheels, Heavy-Duty (N99)	–	R	R	R	–	–	–	–

Trailer Hitch—The attachment for towing a trailer requires careful consideration. While a bumper hitch may be satisfactory for lightweight types of trailers, the hitch for heavier trailers must not attach to the rear bumper or frame rear crossmember only, but must be designed to distribute the load to suitable structural members of the vehicle. Since there are many types, weights, and sizes of trailers, and numerous trailer hitch designs, each having its individual performance characteristics, it is not practical for Oldsmobile to thoroughly test and evaluate the merits of each. Oldsmobile is therefore unable to offer specific recommendations or assume responsibility for the operation of trailer hitches—which are not manufactured or supplied by Oldsmobile.

When a trailer is attached to a car, the car becomes not only a load-carrying vehicle, but a load-pulling vehicle. The demands of this type of operation are very different from those for which the automobile is primarily designed and may present problems, such as spring and tire loading, braking, cooling, lighting, and steering. However, careful driving practices and the use of factory-recommended equipment will better satisfy the requirements of trailer towing.

MEDIUM WEIGHT (S.A.E. Class 2)

Gross Trailer Weight (lb.).....2000-3500
Max. Tongue Load (lb.).....350

POWER TRAIN	TORONADO	NINETY-EIGHT	DELTA 88 ROYALE, CUSTOM	DELTA 88	VISTA-CRUISER	4-4-2	CUTLASS SUPREME	CUTLASS S, CUTLASS, F-85 (V-8)
Axle, 2.93-to-1 Ratio (G94)	–	M	M	–	–	–	–	–
Axle, 3.08-to-1 Ratio (G90)	–	–	–	M	M	M	M	M
Engine, 375-hp Rocket 455 V-8 H.C.	S	–	–	–	–	–	–	–
Engine, 365-hp Rocket 455 V-8 H.C. (L31)	–	S	Aa	Aa	–	–	–	–
Engine, 310-hp Rocket 455 V-8 (L30)	–	–	S	R	–	–	–	–
Engine, 325-hp Rocket 400 V-8 (L31)	–	–	–	–	Ra	S	–	–
Engine, 310-hp Rocket 350 V-8 (L74)	–	–	–	M	M	–	S	M
Engine-Cooling Equipment, H.D. (Y72)	M	M	M	M	M	M	M	M
Transmission, Turbo Hydra-matic 400 (M40)	S	S	M	M	M	M	–	–
Transmission, Turbo Hydra-matic 350 (M38)	–	–	–	–	–	–	Mi	Ri
Transmission, Jetaway Automatic (M31)	–	–	–	–	–	–	–	Mi
Trans. Aux. Oil Cooler, Auto. (M55)	M	M	M	M	M	M	M	M

CHASSIS	TORONADO	NINETY-EIGHT	DELTA 88 ROYALE, CUSTOM	DELTA 88	VISTA-CRUISER	4-4-2	CUTLASS SUPREME	CUTLASS S, CUTLASS, F-85 (V-8)
Frame, Heavy-Duty Torque-Beam (F35)	–	Afg	Af	Afg	–	–	–	–
Shock Absorbers, Superlift Rear (G66)	R	Aj	Aj	Aj	Aj	Aa	M	M
Springs, Heavy-Duty Rear (G51)	–	Ah	Ah	Ah	M	Ma	M	M
Tires, Fiberglass-Belted (P80, P81)	–	R	R	R	R	R	R	R
Trailer Electrical Wiring Harness (U89)	R	R	R	R	R	R	R	R
Trailer Hitch, Equalizing Load-Leveling	R	R	R	R	R	R	R	R
Wheels, Heavy-Duty (N99)	–	R	R	R	–	–	–	–

HEAVY WEIGHT (S.A.E. Class 3)

Gross Trailer Weight (lb.).....3500-5000
Max. Tongue Load (lb.).....500

NOTE: Vista-Cruiser recommended for heavy-duty towing only without Air Conditioner (C60).

POWER TRAIN	TORONADO	NINETY-EIGHT	DELTA 88 ROYALE, CUSTOM	DELTA 88	VISTA-CRUISER	4-4-2	CUTLASS SUPREME	CUTLASS S, CUTLASS, F-85 (V-8)
Axle, 2.93-to-1 Ratio (G94)	–	M	M	M	–	–	–	–
Axle, 3.08-to-1 Ratio (G90)	–	–	–	–	M	–	–	–
Engine, 365-hp Rocket 455 V-8 H.C. (L31)	–	S	M	M	–	–	–	–
Engine, 310-hp Rocket 455 V-8 (L30)	–	–	S	–	–	–	–	–
Engine, 325-hp Rocket 400 V-8 H.C. (L31)	–	–	–	–	M	–	–	–
Engine-Cooling Equipment, H.D. (Y72)	–	M	M	M	M	–	–	–
Transmission, Turbo Hydra-matic 400 (M40)	–	S	M	M	M	–	–	–
Trans. Aux. Oil Cooler, Auto. (M55)	–	M	M	M	M	–	–	–

CHASSIS	TORONADO	NINETY-EIGHT	DELTA 88 ROYALE, CUSTOM	DELTA 88	VISTA-CRUISER	4-4-2	CUTLASS SUPREME	CUTLASS S, CUTLASS, F-85 (V-8)
Brakes, Power with Front Disc (JL2)	–	R	R	R	R	–	–	–
Frame, Heavy-Duty Torque-Beam (F35)	–	Ma	M	Mg	–	–	–	–
Shock Absorbers, Superlift Rear (G66)	–	M	M	M	Aj	–	–	–
Springs, Heavy-Duty Rear (G51)	–	M	M	M	M	–	–	–
Tires, Fiberglass-Belted (P80)	–	R	R	R	R	–	–	–
Trailer Electrical Wiring Harness (U89)	–	R	R	R	R	–	–	–
Trailer Hitch, Equalizing Load-Leveling	–	R	R	R	R	–	–	–
Wheels, Heavy-Duty (N99)	–	R	R	R	–	–	–	–

A—Available. **M**—Mandatory. **R**—Recommended. **S**—Standard equipment.

a—Turbo Hydra-matic 400 (M40) required. **b**—Mandatory for unusually high temperatures, heavy traffic, hilly terrain, or towing trailers that extend beyond the frontal area of the car. **d**—250-hp or 310-hp Rocket 350 V-8 (L65 or L74) required (310-hp V-8 required in F-85). **e**—250-hp Rocket 350 V-8 required. **f**—Fiberglass-Belted Tires (P80, P81) and Heavy-Duty Wheels (N99) recommended. **g**—Standard in Convertible. **h**—Recommended if towing is continuous. **i**—310-hp Rocket 350 V-8 (L74) required. **j**—Recommended in place of Heavy-Duty Rear Springs (G51) if towing is intermittent.

COLORS . . . Recommended Exterior and Interior Color Combinations

EXTERIOR COLORS	CODE	INTERIOR COLORS Black, Antique Parchment or	VINYL ROOFTOP COLORS Black, Antique Parchment or	CONVERTIBLE TOP COLORS Black, White or	PAINT STRIPE COLORS
Ebony Black*	A	Any Other Color	Blue, Sable, Green	Blue, Gold	White, Blue, Gold, Red
Sable*	B	Gold, Sandalwood	Sable	Gold	Black, White, Gold
Cameo White	C	Any Other Color	Burgundy, Blue, Sable, Green	Blue, Gold	Black, Blue, Gold, Red
Nassau Blue	D	Blue	Blue	Blue	Black, White, Blue
Trophy Blue	E	Blue	Blue	Blue	Black, White, Blue
Topaz	G	Gold, Sandalwood	Sable	Gold	Black, White, Red, Gold
Meadow Green	H	Green	Green	No Other Color	Black, White
Aztec Gold	J	Gold, Sandalwood	Sable	Gold	Black, White, Gold
Tahitian Turquoise*	K	Turquoise	No Other Color	No Other Color	Black, White
Glade Green	M	Green	Green	No Other Color	Black, White, Gold
Burgundy Mist	N	No Other Color	Burgundy	No Other Color	Black, White, Gold, Red
Platinum	P	Blue, Red	Blue	Blue	Black, White, Blue, Red
Crimson*	R	Red	No Other Color	No Other Color	Black, White, Red
Palomino Gold*	S	Gold, Sandalwood	Sable	Gold	Black, White, Gold
Saffron*	Y	Gold, Sandalwood	Sable	Gold	Black, White, Gold

Exclusive Toronado Colors

Powder Blue	F	Blue	Blue	—	Black, White, Blue
Deauville Gray	L	No Other Color	No Other Color	—	Black, White, Red
Covert Beige	T	Gold	Sable	—	Black, White, Gold
Flamingo Silver	V	No Other Color	Burgundy	—	Black, White
Chestnut Bronze	W	No Other Color	No Other Color	—	Black, White, Gold
Autumn Gold	Z	Gold	Sable	—	Black, White, Gold

Special Order (Extra Cost) Toronado Colors

Amethyst	I	No Other Color	No Other Color	—	Black, White
Caribbean Turquoise	U	No Other Color	No Other Color	—	Black, White
Nugget Gold	X	Gold	Sable	—	Black, White, Gold

INTERIOR COLORS	INTERIOR COMPONENT COLORS
Black	Headlining....Black Floor Covering....Black Instrument Panel....Black Standard Seat Belts....Black Deluxe Seat Belts....Black
Green	Headlining....Medium Green Floor Covering....Dark Green Instrument Panel....Dark Green Standard Seat Belts....Dark Green Deluxe Seat Belts....Dark Green
Blue	Headlining....Medium Blue Floor Covering....Dark Blue Instrument Panel....Dark Blue Standard Seat Belts....Dark Blue Deluxe Seat Belts....Dark Blue
Gold	Headlining....Medium Gold Floor Covering....Dark Gold Instrument Panel....Dark Gold Standard Seat Belts....Medium Gold Deluxe Seat Belts....Medium Gold
Red	Headlining....Medium Red*** Floor Covering....Dark Red Instrument Panel....Dark Red Standard Seat Belts....Black Deluxe Seat Belts....Dark Red
Turquoise	Headlining....Medium Turquoise Floor Covering....Dark Turquoise Instrument Panel....Dark Turquoise Standard Seat Belts....Black Deluxe Seat Belts....Dark Turquoise
Antique Parchment	Headlining....Antique Parchment Floor Covering....Black Instrument Panel....Black Standard Seat Belts....Black Deluxe Seat Belts....Ant. Parch.
Sandlewood	Headlining....Sandlewood Floor Covering....Dark Sandlewood Instrument Panel....Dark Sandlewood Deluxe Seat Belts....Dark Sandlewood

TWO-TONE—Recommended Exterior and Interior Color Combinations

BASIC** EXTERIOR COLOR	SECOND EXTERIOR COLOR	CODE	INTERIOR COLORS Black or
Ebony Black (A)	Saffron	Y	No Other Color
	Cameo White	C	Antique Parchment
	Crimson	R	Red
	Nassau Blue	D	Blue
	Tahitian Turq.	K	Turquoise
	Meadow Green	H	Green
	Palomino Gold	S	Gold, Sandalwood
	Topaz	G	Gold, Sandalwood
	Burgundy Mist	N	Red
	Platinum	P	No Other Color
	Aztec Gold	J	Gold, Sandalwood

BASIC** EXTERIOR COLOR	SECOND EXTERIOR COLOR	CODE	INTERIOR COLORS Antique Parchment or
Cameo White (C)	Trophy Blue	E	Blue
	Crimson	R	Red
	Nassau Blue	D	Blue
	Tahitian Turq.	K	Turquoise
	Glade Green	M	Green
	Meadow Green	H	Green
	Sable	B	Gold, Sandalwood
	Palomino Gold	S	Gold, Sandalwood
	Topaz	G	Gold, Sandalwood
	Burgundy Mist	N	Red
	Aztec Gold	J	Gold, Sandalwood

BASIC** EXTERIOR COLOR	SECOND EXTERIOR COLOR	CODE	INTERIOR COLORS
Trophy Blue (E)	Nassau Blue	D	Blue
	Platinum	P	
Nassau Blue (D)	Platinum	P	Blue
Glade Green (M)	Meadow Green	H	Green
Sable (B)	Palomino Gold	S	Gold, Sandalwood
	Topaz	G	
	Aztec Gold	J	
Topaz (G)	Aztec Gold	J	Gold, Sandalwood

*Not available on Toronado. **Basic Exterior Color is lower body color. However, colors may be reversed. ***Dark Red for Station Wagons.

POWER TEAMS . . . Engine, Transmission, and Axle Combinations

MODELS	ENGINES	AUTOMATIC TRANSMISSIONS: Heavy-Duty Turbo Hydra-matic 400 (M41)	Turbo Hydra-matic 400 (M40)	Turbo Hydra-matic (M38)	Jetaway (M31)	FULLY SYNCHRONIZED MANUAL TRANSMISSIONS: 4-Speed Floor-Shift Wide-Ratio (M20)	4-Speed Floor-Shift Close-Ratio (M21)c	Heavy-Duty 3-Speed Floor-Shift (M14)	3-Speed Column-Shift (Std. V-8)	3-Speed Column-Shift (Std. L-6)
	AVAILABLE AXLES FOR ABOVE TRANSMISSIONS									
TORONADO	400-HP Rocket 455 V-8 H.C. (W34)		3.07a							
	375-HP Rocket 455 V-8 H.C. (Std.)									
NINETY-EIGHT	365-HP Rocket 455 V-8 H.C. (Std.)		2.56a, 2.93							
DELTA 88 ROYALE, DELTA 88 CUSTOM, DELTA 88	390-HP Rocket 455 V-8 H.C. (L32)	2.93a								
	365-HP Rocket 455 V-8 H.C. (L31)		2.56a, 2.93							
	310-HP Rocket 455 V-8 (Std. except Delta 88)								2.93a	
	250-HP Rocket 350 V-8 (Std., Delta 88)		2.78ab, 3.08, 3.23		2.78a, 3.08b, 3.23				3.23a	
VISTA-CRUISER	325-HP Rocket 400 V-8 H.C. (L31)		2.78a, 3.08							
	310-HP Rocket 350 V-8 H.C. (L74)		2.78, 3.08a, 3.23			3.23a			3.23a	
	250-HP Rocket 350 V-8 (Std.)		2.78a, 3.08, 3.23							
4-4-2	360-HP (Force-Air) Rocket 400 V-8 H.C. (W30)		3.42acd, 3.91cd, 4.33cde, 4.66e				3.42cd, 3.91cd, 4.33acde, 4.66e			
	350-HP Rocket 400 V-8 H.C. (Std. w/Man. Trans.)					3.08, 3.23b, 3.42acd, 4.33e, 4.66e	3.42c, 3.91ac	3.08, 3.23a, 3.42cd, 3.91cd, 4.33e, 4.66e		
	325-HP Rocket 400 V-8 H.C. (Std. w/Auto. Trans.)		2.56, 2.78, 3.08a, 3.23, 3.42cd, 3.91cd, 4.33e, 4.66e							
CUTLASS SUPREME	310-HP Rocket 350 V-8 H.C. (Std.)			2.56a, 2.78, 3.08, 3.23, 3.42cd, 3.91cd, 4.33e, 4.66e		3.08a, 3.23, 3.42cd, 4.33e, 4.66e	3.42ad, 3.91cd, 4.33e, 4.66e	2.78, 3.08a, 3.23, 3.42cd, 3.91cd, 4.33e 4.66e		
	250-HP Rocket 350 V-8 (L65)									
CUTLASS S, CUTLASS, F-85	325-HP (Force-Air) Rocket 350 V-8 H.C. (W31, Cutlass S, F-85)					3.42cd, 3.91acd, 4.33cde, 4.66e	3.42cd, 3.91cd, 4.33acde, 4.66e	3.42cd, 3.91acd, 4.33cde, 4.66e		
	310-HP Rocket 350 V-8 H.C. (L74)			2.56, 2.78a, 3.08, 3.23, 3.42cd, 3.91cd, 4.33e, 4.66e		3.08a, 3.23, 3.42cd, 4.33e, 4.66e	3.42acd, 3.91cd, 4.33e, 4.66e	2.78, 3.08a, 3.23, 3.42cd, 3.91cd, 4.33e, 4.66e		
	250-HP Rocket 350 V-8 (Std. V-8 except F-85)			2.56a, 2.78, 3.08, 3.23, 3.42cd, 3.91cd, 4.33e, 4.66e	2.56, 2.78a, 3.08, 3.23, 3.42cd, 3.91cd, 4.33e, 4.66e					
	250-HP Rocket 350 V-8 (Std. V-8, F-85)				2.56a, 2.78b, 3.08, 3.23, 3.42cd, 3.91cd, 4.33e, 4.66e					
	155-HP Action-Line 6 (Std. L-6)				2.78ac, 3.08b, 3.23					2.78ac, 3.08b, 3.23

AXLE OPTION NUMBERS: 2.56:1 (G96), 2.78:1 (G95), 2.93:1 (G94), 3.08:1 (G90), 3.23:1 (G91), 3.42:1 (G92), 3.91:1 (G88), 4.33:1 (G89, or Dealer-Installed Accessory), 4.66:1 (Dealer-Installed Accessory), Anti-Spin Rear Axle (G80); available with any ratio.

NOTE: G88—3.91 Performance Axle will be 3.73 ratio if Canadian built.
G90—3.08 Axle will be 3.07 ratio if Canadian built.
G91—3.23 Axle will be 3.31 ratio if Canadian built.
G92—3.42 Performance Axle will be 3.55 ratio if Canadian built.
G95—2.78 Axle will be 2.73 ratio if Canadian built.

SYMBOLS: a—Standard. b—Standard with Air Conditioner (C60, C61) or Heavy-Duty Engine-Cooling Equipment (Y72). c—Not available with C60, C61, or Y72. d—Heavy-Duty Performance Rear Axle with heavy-duty shafts and differential gears, G80 required. Not available with C60, C61, or Y72. e—Dealer-Installed Accessory. Includes high-ratio drive gears for G88, G89, or G92. Not recommended for city or highway use. Not available with C60, C61, or Y72.

SPECIFICATIONS... Engines, Tires, Dimensions

ENGINES	400-HP Rocket 455 V-8 H.O.	390-HP Rocket 455 V-8 H.O.	375-HP Rocket 455 V-8 H.O.	365-HP Rocket 455 V-8 H.O.	350-HP Rocket 455 V-8 (Reg.-Fuel)	360-HP Rocket 400 V-8 H.O. (Force-Air)	350-HP Rocket 400 V-8 H.O.	325-HP Rocket 400 V-8 H.O.	325-HP Rocket 350 V-8 H.O. (Force-Air)	310-HP Rocket 350 V-8 H.O.	250-HP Rocket 350 V-8 (Reg.-Fuel)	155-HP Action-Line 6 (Reg.-Fuel)
Max. horsepower at rpm	400 at 4800	390 at 5000	375 at 4600	365 at 4600	310 at 4200	360 at 5400	350 at 4800	325 at 4600	325 at 5400	310 at 4800	250 at 4400	155 at 4200
Max. torque at rpm (lb.-ft.)	500 at 3200	500 at 3200	510 at 3000	510 at 3000	490 at 2400	440 at 3600	440 at 3200	440 at 3000	360 at 3600	390 at 3200	355 at 2600	240 at 2000
Displacement (cu. in.)	455					400			350			250
Bore and stroke (in.)	4.125 x 4.250					3.870 x 4.250			4.057 x 3.385			3.875 x 3.530
Compression ratio	10.25-to-1				9.00-to-1	10.50-to-1			10.50-to-1	10.25-to-1	9.00-to-1	8.50-to-1
Carburetor barrels (no.)	4				2	4			4		2	1
Exhaust system (type)	Dual Outlets	Dual	Single			Dual*			Dual	Single		Single
Fuel recommended (type)	Premium				Regular	Premium			Premium		Regular	Regular
Fuel-tank capacity (gals.)	24.0	25.0	24.0	25.0		20.0 (23.0 Vista-Cruiser)			20.0 (23.0 Wagons, 25.0 Delta 88)			20.0 (23.0 Wagons)
Crankcase oil capacity (qt.)	5 (6, with filter)	4 (5, with filter)	5 (6, with filter)	4 (5, with filter)		4 (5, with filter)			4 (5, with filter)			4 (5, with filter)
Cooling system capacity (qt.)	18.0	17.5	18.0	17.5		16.2			15.2			12.2
Availability												
Toronado	W34	—	Std.	—	—	—	—	—	—	—	—	—
Ninety-Eight	—	—	—	Std.	—	—	—	—	—	—	—	—
Delta 88 Royale	—	L32	—	L31	Std.	—	—	—	—	—	—	—
Delta 88 Custom	—	L32	—	L31	Std.	—	—	—	—	—	—	—
Delta 88	—	L32	—	L31	L30	—	—	—	—	—	Std.	—
Vista-Cruiser	—	—	—	—	—	—	—	L31 (w/auto. trans.)	—	L74	Std.	—
4-4-2	—	—	—	—	—	W30	Std. (w/man. trans.)	Std. (w/auto. trans.)	—	—	—	—
Cutlass Supreme	—	—	—	—	—	—	—	—	—	Std.	L65 (less cost)	—
Cutlass S	—	—	—	—	—	—	—	—	W31	L74	Std. V-8	Std. L-6
Cutlass Sedans and Wagons	—	—	—	—	—	—	—	—	—	L74	Std. V-8	Std. L-6
F-85	—	—	—	—	—	—	—	—	W31	L74	Std. V-8	Std. L-6

Single exhaust system in Vista-Cruiser with 325-hp engine.

TIRES	Toronado	Ninety-Eight	Delta 88 Royale, Delta 88 Custom, Delta 88	Vista-Cruiser			4-4-2	Cutlass S, F-85	Cutlass Supreme	Cutlass	
				3-Seat—Either Tailgate	2-Seat—Drop-or-Swing Tailgate	2-Seat—Std. Tailgate				Sedans	Station Wagon
Blackwall (Std.)	8.85 x 15* T-FD	8.85 x 15*	8.55 x 15*	8.55 x 14*		8.25 x 14*	—	7.75 x 14*	7.75 x 14*		8.25 x 14*
Blackwall Polyester-Cord (PL5)	—	—	—	—		—	F70 x 14*	F70 x 14**	—		—
Red-Stripe Wide-Oval (W81)	—	—	—	—		—	F70 x 14* (Std.)	F70 x 14**	—		—
Red-Stripe Fiberglass-Belted (P81)	—	—	—	—		—	F70 x 14*	F70 x 14**	—		—
Whitewall; Wide-Oval for 4-4-2 (P26)	8.85 x 15* T-FD	8.85 x 15*	8.55 x 15*	8.55 x 14*		8.25 x 14*	F70 x 14*	7.75 x 14*	7.75 x 14*		8.25 x 14*
Whitewall Fiberglass-Belted (P80)	J77 x 15*	J77 x 15*	H78 x 15*	H78 x 14*		G78 x 14*	—	F78 x 14*	F78 x 14*		F78 x 14*
Whitewall Custom Polyester-Cord (PQ9)	8.85 x 15*	8.85 x 15*	8.55 x 15*	8.55 x 14*		8.25 x 14*	—	7.75 x 14*	7.75 x 14*		8.25 x 14*

*Force-Air Induction System (W31) required for F-85.

DIMENSIONS	Toronado	Ninety-Eight	Delta 88 Royale	Delta 88 Custom	Delta 88	Vista-Cruiser	4-4-2	Cutlass S	F-85	Cutlass Supreme Sedans	Cutlass	
											Sedans	Station Wagon
Overall Size												
Length (in.)	214.8	224.4		218.6		217.6		201.9		205.4		217.6
Width (in.)	78.8	80.0		79.9		77.2		76.2		76.8		77.2
Loaded height (in.)*	52.8	54.8		54.7		58.6		52.8		53.5		55.2
Shipping weight (lb.)*	4292	4368	4006	3978	3881	3930	3517	3380	3266	3354	3334	3729
Curb weight (lb.)*	4478	4559	4197	4169	4070	4108	3675	3465	3421	3509	3489	3900
Chassis												
Wheelbase (in.)	119.0	127.0		124.0		121.0		112.0			116.0	
Tread, front/rear (in.)	63.5/63.0	62.5/63.0		62.5/63.0		59.0/59.0		59.0/59.0			59.0/59.0	
Brake diameter (in.)	11.0	11.0		11.0		9.5		9.5			9.5	
Brake lining area (sq. in.)	212.0	229.7		208.6		173.6		156.3			156.3	
Turning diameter (ft.)	42.9	46.9		45.4		42.7		40.0			41.2	
Interior Room												
Headroom, front/rear (in.)*	37.7/36.9	38.6/37.8		39.0/37.7		38.4/40.3		38.2/36.3	38.2/36.4	38.8/37.4		38.5/38.3
Legroom, front/rear (in.)*	41.3/35.3	41.7/37.1		42.5/35.1		42.8/38.0		41.5/34.1	41.5/32.5	42.8/35.0		42.8/35.0
Shoulderroom, front/rear (in.)*	58.8/57.8	62.1/60.9		62.4/61.0		58.3/57.5		58.3/57.1	58.3/57.0	58.3/57.4		58.3/57.4
Hiproom, front/rear (in.)*	62.2/56.6	63.6/55.2		63.7/56.5		59.4/59.2		59.7/53.0	59.5/58.3	59.5/59.3		59.8/59.5
Trunk capacity (cu. ft.)	14.6	20.5		19.5		—		17.0	17.0	17.0		—
Above floor cargo capacity (cu. ft.)	—	—		—		100.5		—	—	—		86.1
Total cargo capacity (cu. ft.)	—	—		—		108.5		—	—	—		96.1

*V-8 hardtop coupes, except: 2-Seat Vista-Cruiser, Cutlass Supreme Town Sedan, Cutlass V-8 Town Sedan and Station Wagon, F-85 V-8 Sports Coupe.

STANDARD FEATURES . . . of All Models

BODY FEATURES

- Corrosion-Resistant Body by Fisher
- Thermoplastic Front-Fender Inner Panels (except Toronado)
- Magic-Mirror Finish
- Sound-Deadening Body Insulation
- Comfortably Cushioned Seats and Front-Door Armrests
- Ashtray and Cigar Lighter
- Tri-Nickel-Plated Bumpers
- Twin Grilles
- Recessed Windshield Wipers (except F-85)
- Chrome Windshield Molding
- Chrome Rear Window Molding (except Convertibles)
- Dual Sealed-Beam Headlamps
- Curved-Glass Side Windows
- Counterbalanced Hood
- Full Fiberglass Hood Insulation (except F-85)
- Dual-Paneled Hood, Doors, Trunk Lid or Tailgate
- Two-Key Car Locking System
- Keyless Door Locking
- Two-Stage Front-Door Checks
- Seamless Deep-Pile Carpeting (except F-85)
- Air-Mix Heater and Defroster
- Automatic Front-Door Lamp Switches
- Key-Locked Glove Compartment

POWER TRAIN FEATURES

- Overhead-Valve Rocket V-8 or Action-Line 6
- Engine Combustion Control System
- Hydraulic Valve Lifters
- Aluminized Exhaust System
- Fuel-Air Supply System with Factory-Tailored Carburetor, Wet-Element Air Cleaner, Dual Fuel Filters, Air-Cooled Fuel Line
- Full-Pressure Lubrication with Full-Flow Oil Filter and Positive Crankcase Ventilation
- Pressurized-Liquid Cooling with Cross-Flow Radiator and Fan Shroud
- All-Weather Electrical System with High-Torque Starter, Hot-Tip Spark Plugs, Delcotron, Delco-Eye Energizer Battery
- Fully Synchronized, 3-Speed Manual Transmission (Turbo Hydra-matic 400 in Toronado and Ninety-Eight)
- Olds-Built Hypoid Rear Axle with Precision-Balanced Drive Shaft (except Toronado)

CHASSIS FEATURES

- Torque-Beam Frame
- Vibra-Tuned Rubber Body Mountings
- Full Rubber Suspension Insulation
- Pivot-Poise Ball-Joint Front Suspension with Stabilizer Bar
- Twin-Triangle Rear Suspension (except Toronado)
- Deep-Coil Springs at All Wheels (except Toronado)
- Direct-Acting Shock Absorbers
- Self-Adjusting Brakes—plus Pedal-Ease Power Brakes in Toronado and Ninety-Eight
- Foot-Operated Parking Brake
- Low-Friction Steering System—plus Vari-Ratio Power Steering in Toronado and Ninety-Eight
- Low-Profile Tubeless Tires
- Precision-Balanced Wheels and Tires

SAFETY FEATURES . . . of All Models

- Energy-Absorbing Steering Column
- Seat Belts with Pushbutton Buckles for All Passenger Positions
- Shoulder Belts with Pushbutton Buckles and Special Storage Convenience Provision for Driver and Right Front Passenger (except Convertibles)
- Passenger-Guard Door Locks with Forward-Mounted Lock Buttons (All Doors)
- Four-Way Hazard Warning Flasher
- Dual Master Cylinder Brake System with Warning Light and Corrosion-Resistant Brake Lines
- Folding-Seat-Back Latches
- Dual-Speed Windshield Wipers and Washers
- Dual-Action Safety Hood Latches
- Outside Rearview Mirror
- Backup Lights
- Side Marker Lights and Parking Lights that Illuminate with Headlamps
- Energy-Absorbing Instrument Panel
- Padded Sun Visors
- Reduced-Glare Instrument-Panel Top, Inside Windshield Moldings, Horn Buttons, Steering Wheel Hub, and Windshield Wiper Arms and Blades
- Wide Inside Day-Night Mirror with Deflecting Base
- Lane Change Feature in Direction-Signal Control
- Safety Armrests
- Thick Laminate Windshield
- Soft, Low-Profile Window Control Knobs, Coat Hooks, Dome Lamp
- Padded Front- and Intermediate-Seat Back Tops
- Smooth-Contoured Door and Window Regulator Handles
- Anti-Theft Ignition Key Warning Buzzer
- Anti-Theft Ignition, Steering, and Transmission Lock
- Tire Safety Rims
- Safety Door Latches and Hinges
- Starter Safety Switch on All Transmissions
- Uniform Shift Quadrant (PRNDL or PRNDSL) for Automatic Transmission
- Snag-Resistant Steering Wheel Hardware
- Stamped-Steel Door Hinges (at least one assembly per door)
- Non-Projecting Wheel Nuts, Discs, and Caps
- Improved Fuel-Tank Retention
- Improved Glove Box Door Latch
- Headlamp Aiming Access Provision

MODEL PRICES . . . Delta 88, Delta 88 Custom, Delta 88 Royale, Ninety-Eight, Toronado

MODEL	MODEL CODE	MSRP a	DEST. CHG.b	TOTAL	LOCAL PRICE
DELTA 88					
Town Sedan	5469	$3205			
Holiday Coupe	5437	$3260			
Holiday Sedan	5439	$3336			
Convertible	5467	$3573			
DELTA 88 CUSTOM					
Town Sedan	6469	$3415			
Holiday Coupe	6437	$3508			
Holiday Sedan	6439	$3583			

MODEL	MODEL CODE	MSRP a	DEST. CHG.b	TOTAL	LOCAL PRICE
DELTA 88 ROYALE					
Holiday Coupe	6647	$3819			
NINETY-EIGHT					
Town Sedan	8469	$4238			
Holiday Coupe	8457	$4444			
Holiday Sedan	8439	$4506			
Convertible	8467	$4702			
Luxury Sedan	8669	$4581			
Luxury Sedan Hardtop	8639	$4675			
TORONADO	9487	$4818			

a. Manufacturer's Suggested Retail Price. Includes reimbursement for Federal Excise Tax and Suggested Dealer New Vehicle Preparation Charge.

b. Destination Charge. $_____ higher on models equipped with an Air Conditioner (C60 or C61).



MODEL PRICES . . .

Delta 88

Delta 88 Custom

Delta 88 Royale

Ninety-Eight

Toronado

REVISIONS SINCE SEPTEMBER 1968 ISSUE

- Addition of prices for all models and options.
- Addition of Option A82, Dual Front-Seat Head Restraints, as a mandatory option for all models instead of standard equipment, until January 1, 1969.
- Addition of Option N33, Tilt-Away Steering Wheel, for all 88, Ninety-Eight, and Toronado models. Available approximately October 15, 1968.
- Addition of Option N81, Special Tire Package, for F-85 model with W31.
- Addition of Option P81, F70x14" Fiberglass-Belted Red-Stripe Tires, for F-85 model with W31.
- Addition of Option PL5, F70x14" Blackwall Wide-Oval Polyester-Cord Tires with Raised White Letters, for F-85 model with W31.
- Discontinuance of Option W31, Force-Air Engine Induction System, for Cutlass Supreme Holiday Coupe.
- Inclusion of Interior Component Colors in Colors chart.
- Miscellaneous modification and amplification of information.

Oldsmobile Division, Lansing, Mich.

GM

MARK OF EXCELLENCE

Salesmen's Prices/Equipment Colors and Trims/Specifications

Oldsmobile reserves the right to make changes at any time, without notice, in prices, colors, materials, trim, equipment, specifications and models, and also to discontinue models.

Litho in U.S.A.

October, 1968

T. L. Munn

1969

OLDSMOBILE
Inspector's Guide

F-85 • 88 • 98 SERIES



This information does not supersede any Engineering Releases. It compiles releases prior to AUGUST 2, 1968.

INDEX

Air Cleaners & Label Codes	37
Axle Codes	14
Body Style Codes	3
Delcotrons	36
Engine Identification Codes	18, 19
Frame	4
IBM Accessory Codes	20, 21
Instrument Cluster Codes	35
Optional Equipment - F-85	22-28
Optional Equipment - 88-98	29-33
Propeller Shafts	13
Shock Absorbers	11
Speedo Gear Codes	15
Springs - Front	7, 8
Springs - Rear	9, 10
Stabilizer Shafts	6
Steering Knuckle Shop Assembly	5
Tire Codes	16, 17
Torque - Chassis	34
Transmissions	12
Wheel Discs	2

1969 WHEEL DISCS



N95 Simulated-Wire Wheels 14"



P01 Chrome Wheel Discs 14"



P02 Deluxe Wheel Discs 14"



P05 Super Stock 14" Wheels I



N66 Super Stock 14" Wheels II



P03 Deluxe Wheel Discs 15"



Standard 15"

1969 BODY STYLE CODES

Series	Oldsmobile Series Code	Description	Body Style	Broad. Code
F-85 Standard L-6	33100	Club Coupe	77	3177
F-85 Standard V-8	33200	Club Coupe	77	3277
Cutlass L-6 Engine	33500	Station Wagon - 2 Seat	35	3535
		Four Door Hardtop Sedan	39	3539
		Convertible	67	3567
		Four Door Sedan	69	3569
		Club Coupe	77	3577
		Hardtop Coupe	87	3587
Cutlass V-8 Engine	33600	Station Wagon - 2 Seat	35	3635
		Four Door Hardtop Sedan	39	3639
		Convertible	67	3667
		Four Door Sedan	69	3669
		Club Coupe	77	3677
		Hardtop Coupe	87	3687
Cutlass Supreme	34200	Four Door Hardtop Sedan	39	4239
		Four Door Sedan	69	4269
		Hardtop Coupe	87	4287
F-85 442	34400	Convertible	67	4467
		Club Coupe	77	4477
		Hardtop Coupe	87	4487
Vista Cruiser	34800	Station Wagon - 2 Seat Extended	55	4855
		Station Wagon - 3 Seat Extended	65	4865
Delta 88	35400	Hardtop Coupe	37	5437
		Holiday Sedan	39	5439
		Convertible	67	5467
		Town Sedan	69	5469
Delta 88 Custom	36400	Hardtop Coupe	37	6437
		Holiday Sedan	39	6439
		Town Sedan	69	6469
Delta 88 Royale	36600	Hardtop Coupe	47	6647
Ninety Eight	38400	Holiday Sport Sedan	39	8439
		Hardtop Coupe	57	8457
		Convertible	67	8467
		Town Sedan	69	8469
Ninety Eight Luxury	38600	Luxury Sedan Hardtop	39	8639
		Luxury Sedan Pillar	69	8669
Short Sill	39800	Ambulance	40	9840
		Hearse	90	9890

1969 FRAMES

Series	Body Style	Trans.	Engine	Broad. Code	Frame Code (Part No.)
F-85	35	All	All	BF	BF (3943349)
	39, 69	All	All	BC	BC (3943329)
	55, 65	All	All	GU	GU (398001)
	67	All	All	BD	BD (3943347)
	77, 87	All	All	BE	BE (3943331)
5400	All Exc. 67 or F35	SYN	Red 455	S1	GP (401787) *
		AUTO	Red 455	GP	GP (401787)
		SYN	Gold 350	S3	GS (401789) *
		AUTO	Gold 350	GS	GS (401789)
	With 67 or F35	SYN	Red 455	S2	GR (401788) *
		AUT	Red 455	GR	GR (401788)
		SYN	Gold 350	S4	GT (401790) *
		AUT	Gold 350	GT	GT (401790)
		SYN	Red 455	S2	GR (401788) *
		AUT	Red 455	GR	GR (401788)
		SYN	Gold 350	S4	GT (401790) *
		AUT	Gold 350	GT	GT (401790)
6400 6600	All Exc. F35	SYN	All	S1	GP (401787) *
		AUT	All	GP	GP (401787)
	With F35	SYN	All	S2	GR (401788) *
		AUT	All	GR	GR (401788)
8400 8600	69, 57 Exc. F35	All	All	GW	GW (401792)
	39 Exc. F35	All	All	GY	GY (404455)
	With 67 or F35	All	All	GX	GX (401793)
Short Sill	All	All	All	GW	GW (401792)

Ref. PIM 2:110

* Clutch Bracket Welded on Frame.

1969 STEERING KNUCKLE SHOP ASM. CODES

Series	Group		Steering Type	Ident. Code	Broad. Code
F-85	Std.	Exc. 4800	All	OB	B
		4800	All	OD	D
	JL2		All	OM	M
5400 6400 6600	Std.		Manual	OF	F
	N40		Power	OA	A
	JL2		Manual	OC	C
			Power	OE	E
	J55		Manual	OH	H
			Power	OG	G
8400 8600	Std.		Power	OA	A
	JL2		Power	OE	E
9860	J55		Power	OG	G

Ref. 402918 (3:105 & 3:106)

1969 FRONT STABILIZER SHAFTS

Series - Models	Usage	Broad. Code	Part No.
3100 - All 3500 - All	Std.	D	399921
	F40	C	398499
3200 - All 3600 - Exc. 3667 4200 - All	Std.	C	398499
	F40	E	399924
	C60	E	399924
3667	Std.	E	399924
4400	All	E	399924
4800	All	F	401194
5400, 6400 6600 8400, 8600 9860	Std.	A	388252
	B01 & B07	B	388254
	F40	B	388254

Ref. PIM 3:111 - 3:112

1969 REAR STABILIZER SHAFTS

Series	Usage	Broad. Code	Part No.
4400	All	A	394926
5400, 6400 Exc. 5467	All	B	396620

Ref. 4:112

1969 F-85 FRONT SPRINGS

Series	Model	3C (Standard)	C60 (A/C) Except Export Or 400 Eng.	F40 (Export) Exc. C60 (Exc. A/C)	F40 (Export) C60 (A/C)	L31 (400 Eng.) Exc. C60 (Exc. A/C)	L31 (400 Eng.) C60 (A/C)
33100 (L6)	77	LN	LO	R8	S5	NA	NA
33200 (V8)	77	LT	LY	RX	RD	NA	NA
33500 (L6)	35	R. H. - LN	R. H. - LP	R. H. - R8	R. H. - S5	NA	NA
		L. H. - LE	L. H. - LS	L. H. - S5	L. H. - RY	NA	NA
	39	LE	LS	RW	RY	NA	NA
	67	LD	LP	RW	RY	NA	NA
	69	LD	LP	R8	RY	NA	NA
	77	LN	LO	R8	S5	NA	NA
	87	LD	LP	R8	S5	NA	NA
33600 (V8)	35	R. H. - LT	R. H. - SB	R. H. - RX	R. H. - RI	NA	NA
		L. H. - LX	L. H. - SE	L. H. - RD	L. H. - RK	NA	NA
	39	LV	SE	S6	RI	NA	NA
	67	LV	SB	RX	RI	NA	NA
	69	LV	SB	RX	RI	NA	NA
	77	LT	SB	RX	RD	NA	NA
	87	LT	SB	RX	RD	NA	NA
34200 (V8)	39	LV	SE	NA	NA	NA	NA
	69	LV	SB	NA	NA	NA	NA
	87	LT	LY	NA	NA	NA	NA
34400 (V8)	67	RX	RI	RX	RI	RX	RI
	77	RX	RI	RX	RI	RX	RI
	87	RX	RI	RX	RI	RX	RI
34800 (V8)	55	R. H. - SC	R. H. - SN	R. H. - RI	R. H. - RO	R. H. - SD	R. H. - SN
		L. H. - SF	L. H. - SK	L. H. - RM	L. H. - RP	L. H. - SN	L. H. - SK
	65	R. H. - SA	R. H. - SF	R. H. - RD	R. H. - RM	R. H. - SC	R. H. - SN
		L. H. - SD	L. H. - SN	L. H. - RK	L. H. - RO	L. H. - SF	L. H. - SK

Standard Usage Except 35, 55 & 65 Models:
Use High Range Spring On L. H. Side Of Car And Low Range On R. H. Side.

Temporary Usage Except 35, 55 & 65 Models:
When Both Spring Ranges Are Not Available Use Same Range Spring On Both Sides Of Car.

Usage For 35, 55 & 65 Models:
Use Same Range Spring On Both Sides Of Car.

Tape Identification:
High Load Range - Plain Identification.
Low Load Range - Black Circle Around Code Letter.

1969 88-98 FRONT SPRINGS

Chassis Code		3C (Std. Car)	C60 or C61 (A/C)	B01 or F40 (Police or Export)		B07 (Police)
Series	Model		B01, B07 or F40	Exc. C60 or C61	C60 or C61	Incl. C60 or C61
35400 (Std. Car)	37	V2	V3	VX	VT	VV
	39	V2	V3	VX	VT	VV
	67	V2	V3	VX	VT	NA
	69	V2	V3	VX	VW	VV
35400 L30, L31 L32 & L91 (455 Eng.)	37	* VZ	VX	VW	VT	VV
	39	* VZ	VX	VW	VS	VV
	67	* VZ	VX	VW	VS	NA
	69	* VZ	VX	VX	VT	VV
36400	37	VZ	VX	VW	VS	VV
	39	VZ	VX	VW	VS	VV
	69	VZ	VX	VW	VT	VV
36600	47	VZ	VX	VW	VS	NA
38400	39	VY	VW	VW	VS	NA
	57	VZ	VX	VW	VS	NA
	67	VY	VW	VT	VS	NA
	69	VZ	VX	VW	VS	NA
38600	39	VY	VW	VW	VS	NA
	69	VY	VX	VW	VS	NA

Springs Should Be Used Either Low Range On Both Sides Of Car Or High Range On Both Sides Of Car.

* Not Standard Car Spring (Released Under 455 Engine Option).

High Load Range - Part Number and Code Letters.
Low Load Range - Circle Around Code Letters.

1969 F-85 REAR SPRINGS

Series	Model	4B (Std. Car)	M40 (3-Speed A.M.T.)	G51 (Trailer Hauling)	F40 (Export)
33100 (L6)	77	PU	Same As Standard Car	HG	NK
33200 (V8)	77	NN		HG	PP
33500 (L6)	35	NF		HV	HV
	39	NO		HG	PP
	67	NN		HG	PP
	69	PC		HG	PP
	77	PU		HG	NK
	87	NN		HG	PP
33600 (V8)	35	NF		HV	HV
	39	NB		HG	HR
	67	PC		HG	HR
	69	NO		HG	PP
	77	NN		HG	PP
	87	NN		HG	PP
34200 (V8)	39	NB		HG	HR
	69	NO		HG	HR
	87	PC		HG	PP
34400 (V8)	67	HW	9792489 NP	HG	N.A.
	77	HW	9792489 NP	HG	N.A.
	87	HW	9792489 NP	HG	N.A.
34800 (V8)	55	PO	Same As Standard Car	HQ	HQ
	65	P2		HQ	HQ

Use High Range Spring On L.H. Side Of Car And Low Range On R.H. Side.

Tape Identification:
High Load Range - Plain Identification.
Low Load Range - Black Circle Around Code Letter.

1969 88-98 REAR SPRINGS

Chassis Code		4B (Std. Car)	B01 or F40 (Police or Export)	B07 (Police)	G51 (Trail. Haul.)
Series	Model				
35400	37	ID	IO	II	IL
	39	IC	IT	II	IL
	67	IC	IT	NA	IL
	69	IC	IT	II	IL
36400	37	ID	IO	II	IL
	39	IC	IT	II	IL
	69	IC	IT	II	IL
36600	47	ID	IO	NA	IL
38400	39	IO	IK	NA	IW
	57	IE	IT	NA	IL
	67	IO	IT	NA	IL
	69	IE	IT	NA	IL
38600	39	IO	IK	NA	IW
	69	IO	IK	NA	IW

Springs Should Be Used Either Low Range On Both Sides Of Car, Or High Range On Both Sides Of Car.

High Load Range - Part Number and Code Letters.
Low Load Range - Circle Around Code Letters.

1969 SHOCK ABSORBERS

F-85 Front

Series	Std.	FG2	F40
3100, 3500	RW	UY	RZ
3200, 3600 & 4200	ZH	UY	RZ
4400	RZ	-	-
4800	ZJ	UY	RZ

F-85 Rear

Series or Models	Std.	FG2	G66	F40
All Exc. Sta. Wag. & 4400	VW	VT	ZB	FA
3535, 3635	SB	VT	ZB	FA
4400	WE	-	ZB	-
4800	ZL	UW	ZD	MT

88 - 98 Front

Series	Std.	B01	B07	FG2	Export
5400, 6400 & 6600	VX	WB	WD	UP	WB
8400, 8600	VZ	-	-	UP	WB
9860	VZ				

88 - 98 Rear

Series	Std.	B01	B07	FG2	G66	Export
5400, 6400 & 6600	VY	WC	HC	AN	WF	WC
8400, 8600	WA	-	-	AN	WF	WC
9860	WA					

1969 TRANSMISSIONS

F-85

Trans. Type	Usage		Code
3 Speed Syn.	Standard	3100 & 3500	QP
		3200, 3600, 4200, 4800 with Col. Shift	RJ
	M14	3200, 3600, 4200, 4400 with Floor Shift (Exc. 3635)	DB
4 Speed Syn.	M20	3200, 3600, 4200, 4400, 4800	XG
	M21	3200, 3600, 4200, 4400	XF
Jet Away	M31	3100 & 3500	LC
	M31	3200 & 3600	MM
Turbo (CBC)	M38 Exc. L74	3600	JG
	M38 With L65	4200	JG
	M38 Exc. L65	4200	JL
	M38 With L74	3200, 3600	JL
Turbo Hydra-Matic	M40 Exc. W30	4400	OG
	M40 With W30	4400	OW
	M40 Exc. L31	4800	OA
	M40 With L31	4800	OP

88 - 98

Trans. Type	Usage		Code
3 Speed Syn.	Standard	All 88's	DA
Jet Away	M31 Exc. K30	5400	MS
	M31 With K30	5400	MU
Turbo Hydra-Matic	M40 Exc. K30 & L30, L31, L32	5400	OF
	M40 With K30 Exc. L30, L31, L32	5400	OA
	M40 With L30 Exc. K30	5400	OC
	M40 With L30 & K30	5400	OR
	M40 Exc. L31 & K30	6400, 6600	OC
	M40 With K30 Exc. L31	6400, 6600	OR
	M40 With L31 Exc. K30	All 88's	OB
	M40 With L31 & K30	All 88's	OK
	M41 With L32	All 88's	OL
	Exc. K30	8400, 8600, 9860	OB
	With K30	8400, 8600, 9860	OK

1969 PROPELLER SHAFTS

Series	Trans.	Broad. Code	Part No. (Color Stripes)
F-85 67, 77, 87 Exc. 4400	Syn. (M15)	E	7804819 (Black & Purple)
	Syn. (M14)	F	7804820 (Brown & Green)
	M31	K	7804896 (Green & Pink)
	M38	I	7806237 (Black & Pink)
F-85 35, 39, 69	Syn. (M15)	A	7804823 (Red & White)
	Syn. (M14)	J	7804824 (Red & Yellow)
	M31	B	7804895 (Red & Blue)
	M38	D	7806236 (Black & Brown)
4400	Syn.	F	7804820 (Brown & Green)
	M20 or M21	E	7804819 (Black & Purple)
	M40	G	7804858 (Yellow & Green)
4800	Syn.	C	7804850 (Red & Black)
	M40	H	7803983 (White & Blue)
5400	Syn. Exc. L30	N	7804855 (2 Yellow)
	Syn. With L30	M	7806816 (Blue & Pink)
	Syn. With L32 or L91	R	5699785 (Red & Pink)
	M31	O	7804854 (Yellow & White)
	M40 Exc. L30 & L31	P	7803980 (2 Black)
	M40 or M41 With L30, L31, L91	R	5699785 (Red & Purple)
64-6600	Syn.	M	7806816 (Blue & Pink)
	M40 or M41	R	396376 or 5699785 (Red & Purple)
84-8600 9860	All	L	396377 or 7803842 (White & Brown)

1969 REAR AXLE CODES

F-85

Series	Axle Ratio ↓ / Brake Type → / Diff. Type →	Axle Codes			
		Exc. JL2		With JL2	
		Std.	G80	Std.	G80
F-85 Exc. 4800	2.56	R2	R3	R6	R7
	2.78	SA	SB	S2	S3
	3.08	SC	SD	S4	S5
	3.23	SE	SF	S6	S7
	3.42	-	TM	-	S9
	3.91	-	TO	-	T3
	4.33	-	TY	-	-
4800	2.78	TA	TB	TA	TB
	3.08	SM	SN	SM	SN
	3.23	SO	SP	SO	SP

88

Series	Eng.	Axle Ratio ↓ / Brake Type / Diff. Type →	Axle Codes			
			Exc. J55		With J55	
			With JL2	With JL2	-	-
			Std.	G80	Std.	G80
5400	350	2.78	RA	RB	RA	RB
		3.08	RC	RD	RC	RD
		3.23	RE	RF	RE	RF
	455	2.56	QC	QD	QQ	QR
		2.93	QI	QJ	QU	QV
6400 6600	455	2.56	QC	QD	QQ	QR
		2.93	QI	QJ	QU	QV

98

Series	Axle Ratio ↓ / Brake Type → / Diff. Type →	Axle Codes			
		Exc. JL2		With JL2	
		Std.	G80	Std.	G80
8400 8600	2.56	QQ	QR	QC	QD
	2.93	QU	QV	QI	QJ
9860	2.93	QU	QV	QI	QJ

Ref. PIM 4:105
4:106

1969 F-85 SPEEDO GEAR CODES

Trans. Type	Speedo Driven Gear		Broadcast Code	
	Part No.	Teeth	1st Digit Gear Code	2nd Digit Adapter Code
Auto.	1359270	36	A	A 540180 (.6190) Orange
	1359271	37	B	B 535613 (.6944) Gray
	1359272	38	C	C 535614 (.7333) Red
	1359273	39	D	D 535615 (.7692) Yellow
	1362048	40	E	E 535617 (.8653) Blue
	1362049	42	F	F 395430 (.8660) Blue
	1362195	41	G	G 540474 (1.1250) No Color
	1362196	43	H	
	9774413	34	J	
	9775187	45	K	
	9780387	35	L	
	9780470	44	M	
Syn.	3870351	17	O	H 395431 (1.1320) No Color
	3860341	18	1	I 9775739 (1.2020) Black & White
	3860342	19	2	J 401539 (1.2720) Green
	3860343	20	3	K 540183 (.7222) Lt. Blue
	3860344	21	4	L 9775437 (.9705) Black & Yellow
	3860345	22	5	
	3860346	23	6	
	3860347	24	7	
	3860348	25	8	

Ref. PIM 7:80-87

1969 F-85 TIRE IDENTIFICATION CODES

Series	DOMESTIC OR EXPORT														EXPORT OPTION		
	PQ9 & C28	PQ9 EXC. C28	PQ9 ALL	PL5	P81	P80 & C28	P80 EXC. C28	P80 ALL	P26 & C28	P26 EXC C28	P26 ALL	N81	C28 EXC. P26 P80 PQ9	STD.	P16 & C28	P16 EXC. C28	P16 ALL
33100	--	--	14	--	--	--	--	18	--	--	15	--	--	10	--	--	13
33200	--	--	14	--	--	--	--	18	--	--	15	--	--	10	--	--	13
33535	24	24	--	--	--	28	28	--	25	25	--	--	20	20	23	23	--
33539 33569	--	--	14	--	--	--	--	18	--	--	15	--	--	10	--	--	13
33567 33577 33587	--	--	14	11	17	--	--	18	--	--	15	12	--	10	--	--	13
33635	24	24	--	--	--	28	28	--	25	25	--	--	20	20	23	23	--
33639 33669	--	--	14	--	--	--	--	18	--	--	15	--	--	10	--	--	13
33667 33677 33687	--	--	14	11	17	--	--	18	--	--	15	12	--	10	--	--	13
34200	--	--	14	--	--	--	--	18	--	--	15	--	--	10	--	--	13
34400	--	--	--	11	17	--	--	--	--	--	21	--	--	12	--	--	23
34855	34	24	--	--	--	38	28	--	35	25	--	--	30	20	33	23	--
34865	34	34	--	--	--	38	38	--	35	35	--	--	30	30	33	33	--

-- Indicates That The Conditions Shown Are Not Available.

Whitewall (P26)

15 - 7.75 x 14
25 - 8.25 x 14
35 - 8.55 x 14

Blackwall (Std.)

10 - 7.75 x 14
20 - 8.25 x 14
30 - 8.55 x 14

Special Tires

11 - F70 x 14 Wide Oval B/W With White Raised Letters (PL5)
12 - F70 x 14 Wide Oval Red Stripe (N81)
13 - 7.75 x 14 Nylon Custom Power Cushion W/W (P16)
14 - 7.75 x 14 Custom Power Cushion W/W (PQ9)
17 - F70 x 14 Fiberglass Belted Red Stripe (P81)
18 - F78 x 14 Fiberglass Belted W/W (P80)
21 - G78 x 14 Conventional Bias W/S (P26)
23 - 8.25 x 14 Nylon Custom Power Cushion W/W (P16)
24 - 8.25 x 14 Custom Power Cushion W/W (PQ9)
28 - G78 x 14 Fiberglass Belted W/W (P80)
33 - 8.55 x 14 Nylon Custom Power Cushion W/W (P16)
34 - 8.55 x 14 Custom Power Cushion W/W (PQ9)
38 - H78 x 14 Fiberglass Belted W/W (P80)

N81 Is Wide Oval Red Stripe Tire (F70 x 14)
P16 Is Export Option Whitewall Nylon Tire
P26 Is Whitewall Tire
P80 Is Whitewall Fiberglass Belted Tire
P81 Is Red Stripe Fiberglass Belted Tire
PL5 Is Blackwall Super Sport Wide Oval Tire With White Raised Letters
PQ9 Is Whitewall Custom Power Cushion (Polyester) Tire

1969 88-98 TIRE IDENTIFICATION CODES

SERIES	DOMESTIC OR EXPORT					EXPORT OPTION
	QC6	PQ9	P80	P26	STD.	P16
35400 36400 36600	--	64	68	65	60	63
38400 38600	--	74	78	75	70	73
39400 39600	--	94	98	95	90	93
39860	88	--	--	--	--	--

-- Indicates That The Conditions Shown Are Not Available.

Blackwall (Std.)

60 - 8.55 x 15
70 - 8.85 x 15
90 - 8.85 x 15 (Toronado)

Whitewall (P26)

65 - 8.55 x 15
75 - 8.85 x 15
95 - 8.85 x 15 (Toronado)

Special Tires

63 - 8.55 x 15 Nylon Custom Power Cushion W/W (P16)
64 - 8.55 x 15 Custom Power Cushion W/W (PQ9)
68 - H78 x 15 Fiberglass Belted W/W (P80)
73 - 8.85 x 15 Nylon Custom Power Cushion W/W (P16)
74 - 8.85 x 15 Custom Power Cushion W/W (PQ9)
78 - J78 x 15 Fiberglass Belted W/W (P80)
88 - 8.90 x 15 6-Ply 8-Ply Rating W/W (QC6) (S/S Cowl)
93 - 8.85 x 15 Nylon Custom Power Cushion W/W (P16) (Toronado)
94 - 8.85 x 15 Custom Power Cushion W/W (PQ9) (Toronado)
98 - J78 x 15 Fiberglass Belted W/W (P80) (Toronado)

P16 Is Export Option Whitewall Nylon Tire
P26 Is Whitewall Tire Option
P80 Is Whitewall Fiberglass Belted Tire
PQ9 Is Whitewall Custom Power Cushion (Polyester) Tire
QC6 Is Whitewall 8.90 x 15 6-Ply 8-Ply Rating Tire (Short Sill Cowl Jobs)

Short Sill Cowl Jobs (39860) Must Elect QC6 Option.
No Standard Tire Shown.

1969 F-85 ENGINE IDENTIFICATION CODES

Engine Classification		Trans. Type	Code	Usage					
				3100 3500 (L6 Eng.)	3200	3600	4200	4400	4800
250 Cu. In.	L6	SYN.	VA	Std.					
			VB	C60 or Y72					
			VJ	Export Exc. C60					
			VL	Export With C60 or Y72					
		AT	VE	Std. AT					
			VF	C60 or Y72					
			VK	Export Exc. C60					
			VM	Export With C60 or Y72					
350 Cu. In.	2 BBL	SYN.	QE		Std.	Std.	L65		Std.
			QK		Export	Export			
		AT	QA		Std.	Std.	L65 & M38 Exc. C60		Std.
			QJ			C60, M38, M40 Exc. L74, L90	C60, M38, L65		C60, M38, M40 Exc. L74, L90
			QC		Export	Export			Export
			QB		C60 & M31 Exc. L74, L90	C60 & M31 Exc. L74, L90			
	4 BBL	SYN.	QV		L74	L74	Std.		L74
			QY				L90 Exc. M38		
			QX		W31	W31	W31		
		AT	QN		L74 Exc. C60	L74 Exc. C60	M38 Exc. C60, L65, L90		L74 Exc. C60
			QP		C60 & L74	C60 & L74	C60 Exc. L65 & L90		C60 & L74
			QO				Export		
400 Cu. In.	4 BBL	SYN.	QW					Std.	
			QU					W30	
		AT	QR					M40 Exc. C60 & W30	L31 Exc. C60
			QS					M40 & C60 Exc. W30	L31 & C60
			QT					M40 & W30	

1969 88-98 ENGINE IDENTIFICATION CODE

Engine Classification		Trans. Type	Code	Usage		
				5400	6400 6600	8400 8600 9860
350 Cu. In.	2 BBL	SYN.	TL	Exc. L90		
			QK	L90		
		AT	TD	M31 & M40 Exc. C60, Y72, L30, L31, L90		
			TC	M40 & C60 Exc. L30, L31, L90, Y72		
			TB	M31, C60 Y72 Exc. L90		
			QC	L90		
455 Cu. In.	2 BBL	SYN.	UJ	L30	L30	
			UK	L91	L91	
		AT	UC	M40 & L30 Exc. C60, L91, Y72	M40 Exc. C60, L31, L91, Y72	
			UD	M40, C60, L30	M40 & C60 Exc. L31	
			UE	M40 & L91	M40 & L91	
	4 BBL	AT	UN	L31 Exc. C60, Y72	L31 Exc. C60, Y72	Std. Exc. C60, L91, Y72
			UO	L31 & C60	L31 & C60	C60 Exc. L91
			UL	L32	L32	
			UR			L91

ACCESSORY CODES - 1969 MODELS

PLANT AND ZONE USE

Column	Key Punch	Acc. Letter	Description
28 29 30 31			Body Style
32 33			Trim
34 35			Color (Alphabetic)
36			Group Number
37	1	L65	350 cu. in. 2 bbl. L.C. (4200)
	2	L74	350 cu. in. 4 bbl. H.C.
	3	L31	400 cu. in. 4 bbl. H.C. (4400)
	4	W30	Air Induction System (4400)
	5	W31	Air Induction System for 350 cu. in. Engine
38	1	L30	455 cu. in. 2 bbl. L.C. (5400)
	2	L31	455 cu. in. 4 bbl. H.C.
	3	L32	455 cu. in. 4 bbl. H.C. (Police)
	4	W34	Toronado Performance Package
39	1	M15	3-Speed Column Shift
	2	M14	3-Speed Floor Shift
	3	M20	4-Speed Synchronized
	4	M21	4-Speed Close Ratio Synchronized
	5	M31	2-Speed Jetaway (F-85)
	6	M38	3-Speed Hydra-Matic (F-85)
	7	M40	3-Speed Hydra-Matic
	8	M42	3-Speed H.D. Hydra-Matic (Police)
40	1	N40	Power Steering (F-85 & 5400)
	1	N47	Variable Ratio Power Steering (8400 & 9800)
	2	J50	Power Brakes
	4	JL2	Power Front Disc Brakes
	3		N40 or N47 and J50
	5		N40 or N47 and JL2
41	1	P38	Standard Size Whitewall (All)
	2	P16	Standard Size Whitewall (Export)
	3	N80	14" Red Stripe (F-85)
	4	P83	Standard Size Fiberglass Belted Whitewall
	5	P81	Standard Size Fiberglass Belted Red Stripe (4-4-2)
	6	PQ8	Standard Size Polyester Whitewall
	7	PL5	Wide Oval Blackwall (4-4-2)
	8	QC5	15" 8-Ply Whitewall (9800)
42	1	P01	14" Wheel Discs (F-85)
	2	P02	14" Deluxe Wheel Discs (F-85)
	2	P03	15" Deluxe Wheel Discs (88-98-Toronado)
	3	N95	14" Simulated Wire Wheels (F-85)
	4	P05	14" Super Stock Wheels (F-85)
	5	N98	15" Chrome Spoke & Trim Rings (Toronado)
	6	P06	15" Trim Rings (Toronado)
	7	N80	14" Custom Sport Wheels (F-85)
43	1	N30	Deluxe Steering Wheel
	2	N34	Custom Sport Steering Wheel
	4	N42	Rim Blower Steering Wheel
44	1	N33	Tilt-Away Steering Column (F-85)
	1	N37	Tilt & Telescope Steering Wheel (FS)
	2	BC1	Wood Grain Instrument Panel (F-85)
	4	C58	Upper Level Ventilation (F-85)
	3		N33 and BC1 (F-85)
	5		N33 and C58 (F-85)
	6		BC1 and C58 (F-85)
	7		N33 and BC1 and C58 (F-85)
45	1	U35	Electric Clock
	2	A91	Power Trunk Lid Latch
	4	K30	Cruise Control
	3		U35 and A91
	5		U35 and K30
	6		A91 and K30
	7		U35 and A91 and K30
46	1	Y60	Accessory Package
	2	U29	Courtesy Lamps
	4	B93	Door Edge Guards
	3		Y60 and U29
	5		Y60 and B93
	6		U29 and B93
	7		Y60 and U29 and B93
47	1	U63	Deluxe Radio
	2	U69	AM-FM Radio (F-85)
	2	U59	AM-FM Radio (FS)
	3	U58	AM-FM Stereo Radio (FS)
48	1	U75	Power Antenna (F-85)
	1	U73	Power Antenna (FS)
	2	U80	Rear Seat Speaker
	4	U57	Stereo Tape Player
	3		U75 or U73 and U80
	5		U75 or U73 and U57
49	1	A01	Tinted Glass
	2	A02	Tinted Windshield
	4	AA3	Chrome Control Tinted Roof Glass (VC)
	5		A01 and AA3
	6		A02 and AA3
	12	Y58	Custom Trim-Toronado
50	1	C60	Air Conditioner
	2	C61	Comfortron Air Conditioner (FS)
	3	V02	H.D. Radiator (F-85)
	4	Y72	H.D. Engine Cooling
	4	V01	H.D. Radiator (F-85)
	5		C60 and Y72
	6		C61 and Y72
	12	Y71	Custom Trim - 5400
51	1	A39	Deluxe Front and Rear Lap Belts (Convertible and Export)
	2	A84	Deluxe Rear Shoulder Belts (All)
	4	A85	Deluxe Front Shoulder Belts (Conv.)
	4	W39	Deluxe Front and Rear Lap Belts and Deluxe Front Shoulder Belts (Closed Models)
	8	A05	Standard Rear Shoulder Belts (All Exc. 98)
	12	A81	Standard Front Shoulder Belts (Conv.)
	5		A39 and A85 (Convertible)
	6		A84 and W39 (Closed Models)
	7		A39 and A84 and A85 (Convertible)
	8		A84 and A85 (Convertible)
52	1	B30	Wool Carpets (3000 & 3200)
	2	B32	Auxiliary Front Floor Mats
	4	B33	Auxiliary Rear Floor Mats
	3		B30 and B32
	5		B30 and B33
	6		B32 and B33
	7		B30 and B32 and B33
	12	D80	Two-tone Paint
53	1	U21	Rally Pack (F-85)
	2	U15	Safety Sentinel
	4	D55	Front Compartment Console
	3		U21 and U15 (F-85)
	5		U21 and D55 (F-85)
	6		U15 and D55
	7		U21 and U15 and D55 (F-85)
	12	C08	Vinyl Roof Covering (Except 9847, wagon and convertible)
54	1	A31	Power 4-Window Lifts
	2	A93	Vacuum Side Door Lock
	4	C57	Forced Air Ventilation
	3		A31 and A93
	5		A31 and C57
	6		A93 and C57
	7		A31 and A93 and C57
	12	A51	Strato Bucket Seat Option
55	1	A41	4-Way Power Seat (F-85)
	1	A42	6-Way Power Seat (FS)
	2	AG1	6-Way Power Left Seat - 9839 with AM6
	3	A46	4-Way Power Seat - Bucket
	4	AG2	6-Way Power Right Seat - 9839 with AM6
	6		AG1 and AG2
	12	A59	Bench Seat Option
56	1	T87	Cornering Lamps (FS)
	1	N10	Dual Exhaust System (F-85)
	2	M55	Auxiliary Transmission Oil Cooler
	4	D33	Remote Control Mirror
	3		T87 or N10 and M55
	5		T87 or N10 and D33
	6		M55 and D33
	7		T87 or N10 and M55 and D33
	12	A65	Notch Back Seat
57	1	U89	Trailer Wiring Harness
	2	F35	Heavy Duty Frame (88-98)
	2	VE1	Rear Bumper Insert (F-85)
	4	G51	Heavy Duty Springs
	3		U89 and F35 or VE1
	5		U89 and G51
	6		F35 or VE1 and G51
	7		U89 and F35 or VE1 and G51
58	1	G66	Superlift Rear Shock Absorbers
	2	G80	Anti-Spin Differential
	4	FG2	Firm Ride Shock Absorbers
	3		G66 and G80
	6		G80 and FG2
	12	V46	Maximum Anti-Freeze (Canada)
59	1	G85	Performance Axle
	2	G89	Performance Axle
	3	G90	Performance Axle
	4	G91	Performance Axle
	5	G92	Performance Axle
	6	G94	Performance Axle
	7	G95	Expressway Axle
	8	G96	Expressway Axle
60		Y70	Alphabetic G.T. Stripe Color (88-98-Toronado)
		Y73	Alphabetic Hood Stripe Color (3500, 3600)
61	1	W42	Special Hood Striping (4400)
	1	B84	Black Vinyl Body Side Molding (88)
	2	Y67	Interior Option (5400)
	2	D35	Deluxe Arm Rests (3100, 3200, 3500, 3600)
	3		B84 and Y67
	12	AM6	Divided Bench Front Seat (9839)
62	1	B80	Roof Drip Moldings
	2	B85	Window Sill Moldings
	4	B90	Chrome Window Frames
	3		B80 and B85
	5		B80 and B90
	6		B85 and B90
	7		B80 and B85 and B90
63	1	B50	Foam Front Seat Cushion
	2	C28	Double Action Tailgate
	4	A33	Power Tailgate Window
	3		B50 and C28
	5		B50 and A33
	6		C28 and A33
	7		B50 and C28 and A33
64	1	C50	Rear Window Defogger
	1	V55	Luggage Carrier (Wagon)
	2	B56	Luggage Compartment Mat (FS)
	2	B59	Carpeted Load Floor (Wagon)
	4	V56	Storage Compartment Lock (Wagon)
	3		C50 and B56
	3		V55 and B59 (Wagon)
	5		V55 and V56 (Wagon)
	6		B59 and V56 (Wagon)
	7		V55 and B59 and V56 (Wagon)
65	1	C51	Rear Window Air Deflector (Wagon)
	1	B96	Wheel Opening Moldings (3500, 3600)
	1	N95	H.D. Wheels (FS)
	2	T60	H.D. Battery (F-85)
	2	C49	Electric Rear Window Defogger (Toronado)
	4	F40	H.D. Suspension For Canada
	3		C51 or B96 and T60 (F-85)
	5		C51 or B96 or N95 and F40
	6		T60 and F40
	7		C51 or B96 and T60 and F40
66			Open
67			Open
68	1	U11	Police Speedometer
69	1	B01	Police City Cruiser (38)
	2	B07	Police Highway Patrol (38)
	4		Police Car Without B01 or B07
70	1	J55	H.D. Power Disc Brakes (88 Police)
	2	A74	H.D. Seat Springs - Front & Rear
	4	BG1	Black Vinyl Floor Covering (5469, 4469)
	3		J55 and A74
	5		J55 and BG1
	6		A74 and BG1
	7		J55 and A74 and BG1
71	1	K81	60 Amp. Delcotron
	2	U90	Flasher Wiring Harness and Roof Reinforcement
	3		K81 and U90
72			Open
73	1	K34	Canadian Retail Service
74	1	Y66	Two-tone Special Paint - Charge
	2	W40	Special Exterior Paint - Charge
	4	W41	Special Trim
	3		Y66 and W40
	5		Y66 and W41
	6		W40 and W41
	7		Y66 and W40 and W41
75	1	Y64	Factory Retail Service
	2	Y62	Special Paint - Charge
	4	Y63	Special Paint - No Charge
	8	Y65	Dealer Retail Service
	3		Y64 and Y62
	5		Y64 and Y63
76	A		GM Employe
	B		Olds-Fisher Employe
	C		Allied Division
	D		Dealer Demo
	E		Driver Education
	F		Fleet Order
	P		Police Car Allowance
	R		Factory Driveout
	S		Sold Order
	T		Terminated Dealer
	W		Fleet Replacement
	X		Export Order
77	1	Y61	Export Preparation
	2	T74	R.H. Headlamps (Export)
	4	Y80	Tire Pump (Export)
	3		Y61 and T74
	5		Y61 and Y80
	6		T74 and Y80
	7		Y61 and T74 and Y80
78	1	V76	Cost Certification on Body Plate (Export)
	2	A38	Delete Standard Equipment Front Shoulder Belts (Export)
	4	A48	Delete Standard Equipment Front and Rear Lap Belts (Export)
	3		V76 and A38
	7		V76 and A38 and A48
79	1	U18	Kilo Speedometer (Export)
	2	F40	Export Springs
	4	P52	Delete Spare Tire (Export)
	3		U18 and F40
	5		U18 and P52
	6		F40 and P52
	7		U18 and F40 and P52
80	1	C48	Delete Heater & Defroster (Export F-85)
	2	L90	L.C. Export Engine (6 Cyl. or 350 cu. in. V8 for F-85 and 5400)
	4	L91	L.C. Export Engine (455 cu. in. for full size cars)
	3		C48 and L90

Car Distribution Dept.
July 1, 1968

The "12" punch in columns 49, 50, 52, 53, 54, 55, 56, 58, and 61 will be created by Data Processing at time orders are edited.

F-85 FACTORY INSTALLED OPTIONAL EQUIPMENT

		31	32	35	36	42	44	48
		7 7	7 7	3 36678 5 97977	3 36678 5 97977	368 997	678 777	5 6 5 5
AA3	Tinted Roof Glass - Chrome Coated	N	N	N NNNNN	N NNNNN	NNN	NNN	X X
A01	Tinted Body Glass *Incl. Windshield*	X	X	X XXXXX	X XXXXX	XXX	XXX	X X
A02	Tinted Windshield Glass	X	X	X XXXXX	X XXXXX	XXX	XXX	X X
A31	Electric 4-Window Lifts	N	N	X XXXXX	X XXXXX	XXX	XXX	X X
A33	Electric Rear Window *Tailgate*	N	N	X NNNNN	X NNNNN	NNN	NNN	X X
A39	Deluxe Seat Belts - Front & Rear * Incl. Middle Seat Belts On Bench Seats*	N	N	N NXNNN	N NXNNN	NNN	XNN	N N
A41	Electric 4-Way Seat Adjuster *Bench Seat* @ Available Only With A52 or A65 Equipment - Bench Seat Options.	X	X	X X@XXX	X X@XXX	XX@	@X@	X X
A46	Electric 4-Way Seat Adjuster * Bucket Seat * L.H. Only * * Not Available With A52 or A65 Options *	N	N	N NXNXX	N NXNXX	NNX	XXX	N N
A51	Bucket Seat Option - Strato	N	N	N NS NXX	N NS NXX	NNS	SSS	N N
A52	Bench Seat Option - Conventional * Not Available With P15 Option *	S	S	S SXSSS	S SXSSS	NS N	XXX	S S
A65	Bench Seat Option - Notch Back * Not Available With D55 Equipment *	N	N	N NNNNN	N NNNNN	SNX	NNN	N N
A85	Front Shoulder Belts - Deluxe Type * Must Get A39 Option *	N	N	N NXNNN	N NXNNN	NNN	XNN	N N
AS1	Front Shoulder Belts - Standard Type * Not Available With A39 or AS4 *	S	S	S SXSSS	S SXSSS	SSS	XSS	S S
AS4	Rear Shoulder Belts - Deluxe Type * Includes Third Seat On 34865 * * Must Get A39 or W39 Options *	X	X	X XXXXX	X XXXXX	XXX	XXX	X X
A85	Rear Shoulder Belts - Standard Type * Includes Third Seat On 34865 * * Not Available With A39, A85 or W39 *	X	X	X XXXXX	X XXXXX	XXX	XXX	X X
A91	Vacuum Trunk Lid Latch	X	X	N XXXXX	N XXXXX	XXX	XXX	N N
A93	Lock - Side Door Vacuum * Front A/O Rear * * Not Available With W30 or W31 Options *	X	X	X XXXXX	X XXXXX	XXX	XXX	X X
B30	Floor Carpet *Front & Rear*	X	X	S SSSSS	S SSSSS	SSS	SSS	S S
B32	# Auxiliary Front Floor Mats	X	X	X XXXXX	X XXXXX	XXX	XXX	X X
B33	# Auxiliary Rear Floor Mats	X	X	X XXXXX	X XXXXX	XXX	XXX	X X
B39	Carpeted Load Floor	N	N	X NNNNN	X NNNNN	NNN	NNN	X X
B50	Foam Front Seat Cushion	X	X	X XSXSS	X XSXSS	SSS	SSS	S S
BC1	Wood Grain Instrument Panel	X	X	X XXXXX	X XXXXX	SSS	SSS	S S
B80	Exterior Drip Scalp Mouldings * Incl. In C08 Option On 33569 & 33669 *	N	N	X SNXSS	X SNXSS	SSS	NSS	S S
B85	Exterior Belt Moulding	N	N	X XNXNN	X XNXNN	XXX	NNN	X X
B90	Chrome Door Window Frames	X	X	S NNS XN	S NNS XN	NS N	NS N	S S
B93	Door Edge Guard	X	X	X XXXXX	X XXXXX	XXX	XXX	X X
B96	Wheel Opening Mouldings	N	N	N NXNXX	N NXNXX	NNN	SSS	N N
C08	Roof Top Covering * Includes B80 Option on 33100, 33200, 33369 & 33669 *	X	X	N XNXXX	N XNXXX	XXX	NXX	N N
C28	Double Action Tail Gate * To Be Scheduled As Fisher Body Styles 33636, 34856 or 34866 *	N	N	X NNNNN	X NNNNN	NNN	NNN	X X
C50	Rear Window Defogger	X	X	N XNXXX	N XNXXX	XXX	NXX	N N
C51	Deflector Package - Air	N	N	X NNNNN	X NNNNN	NNN	NNN	X X
C56	Ventilation - Upper Level * Not Available With C60 *	X	X	X XS XXS	X XS XXS	XXS	SXS	X X

F-85 FACTORY INSTALLED OPTIONAL EQUIPMENT

		31	32	35	36	42	44	48
		7 7	7 7	3 36678 5 97917	3 36678 5 97917	368 997	678 777	5 6 5 5
C57	Ventilation - Forced Air @ Must Get C56 Option. * Not Available With C60 *	@	@	S @X@@X	S @X@@X	@@X	X@X	@ @
C60	Air Conditioning * See Axle Chart For Exception Usage * * Not Available With V01 or V02 *	X	X	X XXXXX	X XXXXX	XXX	XXX	X X
D15	Deluxe Arm Rests - Fr. & Rr. Door Or Quarter Arm Rests With Brite Mldg. - Frt. & Rear	X	X	S SSSSS	S SSSSS	SSS	SSS	N N
	Brite Door Arm Rest Backplates	N	N	N NSNXX	N NSNXX	SSS	SSS	S S
	Brite Quarter Arm Rest Backplates	N	N	N NNNXX	N NNNXX	NNN	NSS	N N
D33	Remote Control Outside Mirror	X	X	X XXXXX	X XXXXX	XXX	XXX	X X
D55	Front Compartment Console * U29 Standard on 33677, 87, 34287, 34477, 87 With This Option On Sm & Fs Jobs * * Not Available With Column Shift * * Bucket Seats Mandatory With This Opt. *	N	N	N NXNXX	N NXNXX	NNX	XXX	N N
D99	Two Tone Paint	X	X	X XNXXX	X XNXXX	XXX	NXX	X X
FG2	Shock Absorbers - Front & Rear - Firm Ride * Not Avail. With 96F40, 97F40 or 98F40 *	X	X	X XXXXX	X XXXXX	XXX	NNN	X X
G51	Heavy Duty Rear Springs * Not Avail. With 96F40, 97F40 or 98F40 * * Recommended For Trailer Hauling - Class I - 1000-2000# Wgt. If Trailer Hauling Is Continuous * * Required For Trailer Hauling - Class II 2000-3500# Wgt. * @ Avail. Only With M40 On 34400 Series.	X	X	X XXXXX	X XXXXX	XXX	@@@	X X
G66	SuperLift Rear Shock Absorbers * Not Available With FG2, 96F40, 97F40 or 98F40 * * Recommended For Trailer Hauling - Class I - 1000-2000# Wgt. * @ Avail. Only With M40 on 34400 Series.	X	X	X XXXXX	X XXXXX	XXX	@@@	X X
G80	Limited Slip Type Differential * Anti-Spin Axle * * Mandatory When 3, 42, 3, 91 or 4, 33 Ratios Are Used *	X	X	X XXXXX	X XXXXX	XXX	XXX	X X
G88	Performance Rear Axle - 3, 91 * G80 Mandatory * * Must Get V01 Heavy Duty Radiator Opt. * * Not Available With C60 or Y72 Options * * Mandatory With M21 Option on 34400 Unless 3, 42 Ratio or W30 Is Ordered * * Mandatory With M14, M20 & W31 Option Unless 3, 42 or 4, 33 Ratios are Ordered *	N	X	N NNNNN	X XXXXX	XXX	XXX	N N
G89	Performance Rear Axle - 4, 33 * G80 Mandatory * * Must Get V01 Heavy Duty Radiator Opt. * * Not Available With C60 or Y72 Options * * Available Only With W30 or W31 Options * * Mandatory With M21 & W30 Options Unless 3, 42 or 3, 91 Ratios are ordered * * Mandatory With M21 & W31 Options Unless 3, 42 or 3, 91 Ratios Are Ordered *	N	X	N NNNNN	N NXNXX	NNX	XXX	N N
G90	Performance Rear Axle - 3, 08 Olds Ratio * 3, 07 Ratio If Canadian Built * * Standard On 33300, 33600, 34200 With Sm, M14 or M20 Transmission * * Standard On 34400 With Auto. Trans. * * Standard On 34800 With L74 & M40 * * Standard On 33100, 33500 With C60 * * Recommended For Trailer Hauling - Class I - 1000-2000# Weight *	X	X	X XXXXX	X XXXXX	XXX	XXX	X X

F-85 FACTORY INSTALLED OPTIONAL EQUIPMENT

		31	32	35	36	42	44	48
		7 7	7 7	3 36678 5 97977	3 36678 5 97977	368 997	678 777	5 6 5 5
G91	Performance Rear Axle - 3.23 Olds Ratio * 3.31 Ratio If Canadian Built * * Recommended For Trailer Hauling - Class II - 2000-3500# Weight * * Standard On 34400 & 34800 With SM * * Not Available With M21 Option * * Standard If C60 or Y72 With M20 Is Ordered On 34400 * * Standard On 34800 With M20 *	X	X	X XXXXX	X XXXXX	XXX	XXX	X X
G92	Performance Rear Axle - 3.42 @ Mandatory With M21 Unless 3.91 Ratio Is Ordered - Except W31 Jobs. * G80 Mandatory * * Must Get V02 Heavy Duty Radiator Opt. * * Not Available With C60 or Y72 Options * * Mandatory With M20 On 34400 Unless 3.08 or 3.23 Ratio Is Ordered * * Mandatory With M40 & W30 Options Unless 3.91 or 4.33 Ratio Is Ordered *	N	@	N NNNNN	@ 33000	000	XXX	N N
G95	Plains Axle Ratio - 2.73 Olds Ratio * 2.73 Ratio If Canadian Built * * Standard If C60 or Y72 With M31 Is Ordered On 33200 * * Std. With M38 & L74 On 33200, 33600 * * Std. With M31 On 33600 Except L74 * * Std. With M40 On 34800 Except L74 *	S	X	S SSSSS	X XXXXX	XXX	XXX	X X
G96	Plains Axle Ratio - 2.56 * Not Available With SM or FS Trans. * * Standard With M31 On 33200 * * Std. With M38 On 33600 Except L74 * * Standard With M38 On 34200 *	N	X	N NNNNN	X XXXXX	XXX	XXX	N N
J50	Power Brakes * Not Available With JL2 Option *	X	X	X XXXXX	X XXXXX	XXX	XXX	X X
JL2	Front Disc Brakes - Power *14 Inch Wheel *	X	X	X XXXXX	X XXXXX	XXX	XXX	X X
K30	Automatic Throttle Control *Available Only With Automatic Trans. & Power Brakes * * Not Available With W30 Option *	N	X	N NNNNN	X XXXXX	XXX	XXX	X X
L31	Engine Option * 400 Cu. In. - V-8 H.C. - 4-Barrel * * Not Available With SM or FS on 34800 *	N	N	N NNNNN	N NNNNN	NNN	SSS	X X
L65	Engine Option * 350 Cu. In. - V-8 L.C. - 2-Barrel * * 2.56 Axle Ratio Standard On 34200 With Automatic Transmission *	N	S	N NNNNN	S SSSSS	XXX	NNN	S S
L74	Engine Performance Package * 350 Cu. In. - V-8 H.C. - 4-Barrel *	N	X	N NNNNN	X XXXXX	SSS	NNN	X X
M14	Manual Transmission - 3-Speed Fully Synchronized - Floor Shift - Heavy Duty * Standard With W31 Option * * Y01 Mandatory If 3.91 or 4.33 Axle Is Used * * V02 Mandatory If 3.42 Axle Is Used *	N	X	N NNNNN	N XXXXX	XXX	SSS	N N
M20	Manual Transmission *4-Speed Fully Synchronized - Floor Shift * * Not Available With 3.42, 3.91 or 4.33 Axles If C60 or Y72 Is Ordered * * Y01 Mandatory If 3.91 or 4.33 Axle Is Used * * V02 Mandatory If 3.42 Axle Is Used *	N	X	N NNNNN	X XXXXX	XXX	XXX	X X
M21	Manual Transmission *4-Speed - Close Ratio Fully Synchronized - Floor Shift * @ 3.42 Axle Mandatory Unless 3.91 Ratio Is Ordered - Must Get V02 Option.	N	@	N NNNNN	@ 00000	000	XXX	N N

F-85 FACTORY INSTALLED OPTIONAL EQUIPMENT

		31	32	35	36	42	44	48	
		7 7	7 7	3 36678 5 97977	3 36678 5 97977	368 997	678 777	5 6 5 5	
M21	(Continued) * 4.33 Axle Mandatory With W30 or W31 Unless 3.42 or 3.91 Is Ordered - Must Get V01 * * 3.91 Axle Mandatory On 34400 Unless 3.42 Is Ordered - Must Get V01 Option * * Not Available With C60 Or Y72 * * Mandatory With W30 If M40 Is Not Ordered *								
M31	Jetaway Transmission *JT * Fixed Stator * Not Avail. With 400 Cu. In. Engines * * Not Available With L74 Option * * V01 Mandatory If 3.91 Axle Is Used * * V02 Mandatory If 3.42 Axle Is Used *	X	X	X XXXXX	X XXXXX	NNN	NNN	N	N
M38	Automatic Transmission - 3-Speed Torque Converter *Fixed Stator * * Avail. With 350 Cu. In. Engines Only * * Must Get L74 On 33200 Series * * V01 Mandatory If 3.91 Axle Is Used * * V02 Mandatory If 3.42 Axle Is Used *	N	X	N NNNNN	X XXXXX	XXX	NNN	N	N
M49	Automatic Transmission - 3-Speed Torque Converter *Fixed Stator * * Mandatory With W30 If Automatic Trans. Is Ordered * * V01 Mandatory If 3.91 Axle Is Used * * V02 Mandatory If 3.42 Axle Is Used *	N	N	N NNNNN	N NNNNN	NNN	XXX	X	X
M55	Auxiliary Oil Cooler - Automatic Trans. * Recommended For Trailer Hauling *	N	X	N NNNNN	X XXXXX	XXX	XXX	X	X
N10	Dual Exhaust System * Available Only When L74 Option Is Ordered - Except 33667, 77, 87 * * Available With All 350 Cu. In. Engines On 33667, 77, 87 * * Not Avail. With 34200 With L65 Option * * Mandatory With W31 Option *	N	X	N NNNNN	N XXXXX	XXX	NNN	N	N
N30	Deluxe Steering Wheel	X	X	S SSSSS	S SSSSS	SSS	SSS	S	S
N33	Steering Column Ass'y. - Tilt-Away * Not Avail. On SM Jobs With Col. Shift *	X	X	X XXXXX	X XXXXX	XXX	XXX	X	X
N34	Steering Wheel - Custom Sport	N	N	X XXXXX	X XXXXX	XXX	XXX	X	X
N40	Power Steering	X	X	X XXXXX	X XXXXX	XXX	XXX	X	X
N42	Deluxe Steering Wheel - Rim Blower	X	X	X XXXXX	X XXXXX	XXX	XXX	X	X
N66	Wheel Equipment - Custom Sport * 14 Inch Wheel, Painted Spider, Chromium Wheel Nuts, Ornament, Bezel & Trim Ring *	X	X	N XXXXX	N XXXXX	XXX	XXX	N	N
N81	Special Tire Package - F70 x 14 Wide Oval - Red Stripe *Includes 14 x 6JK Wheel * * Can Be Ordered With N66 or P05 *	N	N	N NXNXX	N NXNXX	NNN	SSS	N	N
N95	Cover - Simulated Wire Wheel * Available With 14 Inch Wheels Only *	X	X	X XXXXX	X XXXXX	XXX	XXX	X	X
P01	# Wheel Discs * Available With 14 Inch Wheels Only *	X	X	X XXXXX	X XXXXX	XXX	XXX	X	X
P02	# Wheel Discs *Deluxe * * Available With 14 Inch Wheels Only *	X	X	X XXXXX	X XXXXX	XXX	XXX	X	X
P05	Wheel Equipment - Custom Trim * 14 Inch Wheel, Painted Spider, Chromium Wheel Nuts, Ornament & Rim * * Not Available With J12 Option *	X	X	N XXXXX	N XXXXX	XXX	XXX	N	N
P26	Whitewall Tires *14 Inch *	X	X	X XXXXX	X XXXXX	XXX	XXX	X	X
P80	Tire - Fiberglass Belted - Whitewall	X	X	X XXXXX	X XXXXX	XXX	NNN	X	X

F-85 FACTORY INSTALLED OPTIONAL EQUIPMENT

		31	32	35	36	42	44	48
		7 7	7 7	3 36678 5 97977	3 36678 5 97977	368 997	678 777	5 6 5 5
P81	Tire - Fiberglass Belted - Red Stripe	N	N	N NNNNN	N NNNNN	NNN	XXX	N N
PL5	Tire - F70 x 14 Wide Oval - Blackwall With Raised White Letters * Not Available With A52 Option *	N	N	N NNNNN	N NNNNN	NNN	XXX	N N
PQ9	Tire - Custom Power Cushion - Polyester - Whitewall	X	X	X XXXXX	X XXXXX	XXX	XXX	X X
T60	Battery - Special * Mandatory With L31 Option *	N	X	N NNNNN	X XXXXX	XXX	SSS	X X
U15	Safety Sentinel * Not Available With 97U18 or 98U18 *	X	X	X XXXXX	X XXXXX	XXX	XXX	X X
U21	Instrument Cluster - Rally Pack	N	X	N NNNNN	X XXXXX	XXX	XXX	X X
U29	Courtesy Lamps & Map Lamp * Standard On 33677, 87, 34287, 34477, 87 SM & FS When D55 Is Ordered * * Rear Door Jamb Switches & Wiring Included In all 4-Door Styles *	X	X	X XSXXX	X XSXXX	XXX	SXX	X X
U35	Electric Clock * Not Available With U21 Option *	X	X	X XXXXX	X XXXXX	XXX	XXX	X X
U57	Tape Player - Stereo * Includes Rear Seat Speaker * * Must Get U56, U63 or U69 Option * * Not Available With 97C48 or 98C48 *	X	X	X XXXXX	X XXXXX	XXX	XXX	X X
U58	Stereophonic Radio *AM - FM * * Includes Rear Seat Speaker *	X	X	X XXXXX	X XXXXX	XXX	XXX	X X
U63	Deluxe Radio	X	X	X XXXXX	X XXXXX	XXX	XXX	X X
U69	AM - FM Radio	X	X	X XXXXX	X XXXXX	XXX	XXX	X X
U75	Electric Antenna	X	X	N XXXXX	N XXXXX	XXX	XXX	N N
U80	Rear Seat Speaker * Included In U57 or U58 Options *	X	X	X XXXXX	X XXXXX	XXX	XXX	X X
U89	Wiring Harness - Car Trailer	X	X	X XXXXX	X XXXXX	XXX	XXX	X X
V01	Radiator - Heavy Duty * Mandatory & Available Only With 3.91 or 4.33 Axles * * Not Available With C60 or Y72 Options *	N	X	N NNNNN	X XXXXX	XXX	XXX	N N
V02	Radiator - Heavy Duty * Mandatory & Available Only With 3.42 Axle * * Not Available With C60 or Y72 Option *	N	X	N NNNNN	X XXXXX	XXX	XXX	N N
V55	Luggage Carrier	N	N	X NNNNN	X NNNNN	NNN	NNN	X X
V56	Lock & Trim - Luggage Locker	N	N	X NNNNN	X NNNNN	NNN	NNN	X X
VE1	Insert - Rear Bumper	X	X	N XXXXX	N XXXXX	XXX	XXX	N N
W30	Induction System - Carburetor Outside Air - Available As Special Order Only - * K51 And T60 Std. With 34400 Series * * G80 Mandatory * * V01 Mandatory With 3.91 or 4.33 Axle Ratios * * V02 Mandatory With 3.42 Axle Ratio * * M21 or M40 Transmission Mandatory * * 3.42, 3.91 or 4.33 Axle Ratio Mandatory * * W42 Hood Special Paint Standard * * Not Available With C60, J50, JL2 or Y72 Options *	N	N	N NNNNN	N NNNNN	NNN	XXX	N N
W31	Induction System - Carburetor Outside Air 350 Cu. In. Engine - Available As Special Order Only -	N	X	N NNNNN	N NXNXX	NNX	NNN	N N

F-85 FACTORY INSTALLED OPTIONAL EQUIPMENT

		31	32	35	36	42	44	48
		7 7	7 7	3 36678 5 97977	3 36678 5 97977	368 997	678 777	5 6 5 5
	Included In W31							
	Outside Air Ducts, Hoses and Special Dual Intake Cleaner (W30 Parts)							
	Heavy Duty Clutch - 10.5 Diameter							
	Fan Clutch, Aluminum Fan, Heavy Duty Water Pump							
	Distributor - Specific Calibration							
	Carburetor - Specific Calibration							
	Larger Intake & Exhaust Valves, Spring Dampers							
	Special Camshaft							
	Special Harmonic Balancer							
	Mandatory With W31							
	3.42, 3.91 or 4.33 Axle Ratios							
	G80 Limited Slip Type Differential							
	M14, M20 or M21 Transmissions							
	N10 Dual Exhaust System							
	V01 Heavy Duty Radiator Option With 3.91 or 4.33 Axle Ratios							
	V02 Heavy Duty Radiator Option With 3.42 Axle Ratio							
	Not Available With W31							
	C60, J50, JL2, L74, L90 or Y72.							
W39	Deluxe Seat Belt Option	X	X	X XXXXX	X XXXXX	XXX	NXX	X X
	1. A39 Seat Belts - Front & Rear							
	* Includes Middle Seat Belts On Bench Seats *							
	* Includes Third Seat On 34865 *							
	2. A85 Shoulder Belts - Front							
W42	Hood Special Painting	N	N	N NNNNN	N NNNNN	NNN	XXX	N N
	* Standard With W30 Option *							
Y60	Accessory Group Package							
	1. Visor Vanity Mirror	X	X	X XXXXX	X XXXXX	XXX	XXX	X X
	2. -T- Luggage Compartment Lamp	X	X	N XXXXX	N XXXXX	XXX	XXX	N N
	3. -H- Underhood Lamp	X	X	X XXXXX	X XXXXX	XXX	XXX	X X
	4. -G- Glove Box Lamp	X	X	X XXXXX	X XXXXX	XXX	XXX	X X
	5. Ash Tray Lamp	X	X	X XSXXX	X XSXXX	SSS	SSS	S S
	6. *UF1* Mirror & Front Compartment Lamp	X	X	X XXXXX	X XXXXX	XXX	XXX	X X
Y72	Heavy Duty Engine Cooling & Gen. Package	X	X	X XXXXX	X XXXXX	XXX	XXX	X X
	* Not Available With 3.42, 3.91 or 4.33 Axle Ratios *							
	* Not Available With V01 Or V02 Options *							
Y73	Hood Paint Stripe	N	N	N NXNXX	N NXNXX	NNN	SSS	N N
	* Not Available With W30 or W42 Option *							
	Section 96 Canadian Export Option							
	F40 Suspension System - Front & Rear - Heavy Duty	X	X	X XXXXX	X XXXXX	XXX	NNN	X X
	* Not Avail. With FG2, G51 or G65*							
	V48 Maximum Protection - Permanent Anti-Freeze * Mandatory Option *	X	X	X XXXXX	X XXXXX	XXX	XXX	X X
	Section 97 Knocked-Down Chassis * Export Option *							
	A39 Seat Belts - Front & Rear - Deluxe * Must Get AS6 *			X X	X X	X X		
	A48 Seat Belts - Front & Rear - Delete * Must Get AS6 *			X X	X X	X X		

F-85 FACTORY INSTALLED OPTIONAL EQUIPMENT

		31	32	35	36	42	44	46
		7 7	7 7	3 36678 5 97977	3 36678 5 97977	368 997	678 777	5 6 5 5
AR1	Head Restraint - Delete			X X	X X	X X		
AS6	Shoulder Belts - Front - Delete			X X	X X	X X		
C48	Delete Heater & Defroster * Not Available With C69 *			X X	X X	X X		
D28	Mirror - Rear View - Outside - Delete			X X	X X	X X		
F40	Suspension System - Front & Rear - Heavy Duty * Not Avail. With FG2, G51 or G66 *			X X	X X	X X		
L99	Engine - Export			X X	X X	X X		
P38	Tires - Delete * Five Wheels Only Furnished *			X X	X X	X X		
P16	Tire - 4-Ply Whitewall - Nylon			X X	X X	X X		
T62	Battery - Dry Charged			X X	X X	X X		
T64	Battery - Delete			X X	X X	X X		
U18	Speedometer - Export, Kilometer			X X	X X	X X		
V78	Plate - Certificate of Compliance - Delete			X X	X X	X X		
ZB2	Front & Rear Bumper Bars - Unchromed and Unpolished			X X	X X	X X		
Section 98 Single Unit Pack Chassis * Export Option *								
A48	Seat Belts - Front & Rear - Delete * Must get AS6 *			X X	X X	X X		
A39	Seat Belts - Front & Rear - Deluxe * Must Get AS6 *	X	X	X XNXXX	X XNXXX	XXX	NXX	X X
AR1	Head Restraint - Delete	X	X	X XXXXX	X XXXXX	XXX	XXX	X X
AS6	Shoulder Belts - Front - Delete	X	X	X XNXXX	X XNXXX	XXX	NXX	X X
C48	Delete Heater & Defroster * Not Available With C60 *	X	X	X XXXXX	X XXXXX	XXX	XXX	X X
F40	Suspension System - Front & Rear - Heavy Duty * Not Avail. With FG2, G51 or G66 *	X	X	X XXXXX	X XXXXX	XXX	NNN	X X
L90	Engine - Export * Not Avail. With SM or FS Trans. On 34800 *	X	X	X XXXXX	X XXXXX	XXX	NNN	X X
P32	Tire - Spare - Delete	X	X	X XXXXX	X XXXXX	XXX	XXX	X X
P16	Tire - 4-Ply Whitewall - Nylon	X	X	X XXXXX	X XXXXX	XXX	XXX	X X
T74	Head Lamps - LH Rule of Road - Exp.	X	X	X XXXXX	X XXXXX	XXX	XXX	X X
U18	Speedometer - Export, Kilometer	X	X	X XXXXX	X XXXXX	XXX	XXX	X X
V60	Tire Pump - Foot - Export	X	X	X XXXXX	X XXXXX	XXX	XXX	X X
V78	Plate - Certificate of Compliance - Delete	X	X	X XXXXX	X XXXXX	XXX	XXX	X X
Special Car Order & Billing Options								
The Following Special Options Are For Car Order And Billing Purposes. Engineering Department Will Not Release Any Parts For These Options.								
M15	Standard Synchromesh Transmission.	X	X	X XXXXX	X XXXXX	XXX	NNN	X X
W38	Rocket Emblem (Door Trim Pad) * Part of Fisher Body W29 Option *	N	N	N NNNNN	N NNNNN	NNN	XXX	N N
W40	Special Firemist Paint - Charge.	X	X	X XXXXX	X XXXXX	XXX	XXX	X X
W41	Special Trim.	X	X	X XXXXX	X XXXXX	XXX	XXX	X X
X24	Canada Retail Service. * Designated by GM of Canada *	X	X	X XXXXX	X XXXXX	XXX	XXX	X X
Y61	Export Preparation.	X	X	X XXXXX	X XXXXX	XXX	XXX	X X
Y62	Special Paint - Charge.	X	X	X XXXXX	X XXXXX	XXX	XXX	X X
Y63	Special Paint - No Charge.	X	X	X XXXXX	X XXXXX	XXX	XXX	X X
Y64	Factory Retail Service.	X	X	X XXXXX	X XXXXX	XXX	XXX	X X
Y65	Dealer Retail Service.	X	X	X XXXXX	X XXXXX	XXX	XXX	X X
Y66	Two Tone Special Paint - Charge.	X	X	X XNXXX	X XNXXX	XXX	NXX	X X

88-98 FACTORY INSTALLED OPTIONAL EQUIPMENT

		54	64	66	84	86
		33 66 79 79	33 6 79 9	4 1	35 66 97 79	36 99
A01	Tinted Body Glass *Incl. Windshield*	XX XX	XX X	X	XX XX	XX
A02	Tinted Windshield Glass	XX XX	XX X	X	XX XX	XX
A31	Electric 4-Window Lifts	XX XX	XX X	X	SS SX	SS
A39	Deluxe Seat Belts - Front & Rear	NN XN	NN N	N	NN SN	NN
A42	Electric 6-Way Seat Adjuster *Bench Seat* * Not Available With AM6 *	XX XX	XX X	X	XX XX	XX
AG1	Electric 6-Way Seat Adjuster * 60-40 Seat - Driver Side Only * * Available Only With AM6 *	NN NN	NN N	N	NN NN	XN
AG2	Electric 6-Way Seat Adjuster * 60-40 Seat - Passenger Side Only * * Must Get AG1 & A39 *	NN NN	NN N	N	NN NN	XN
A46	Electric 4-Way Seat Adjuster * L.H. Bucket Seat - A51 Option *	NN NN	NN N	X	NN NN	NN
AM6	Seat Assembly - Front Seat Split 60/40 With Center Arm Rest * Not Available With A42 *	NN NN	NN N	N	NN NN	XN
A51	Bucket Seat Option - Strato	NN NN	NN N	X	NN NN	NN
A74	Heavy Duty Cushion & Back Springs - Fr. & Rr.	NX NX	NN N	N	NN NN	NN
A85	Front Shoulder Belts - Deluxe Type * Must Get A39 Option *	NN XN	NN N	N	NN XN	NN
AS1	Front Shoulder Belts - Standard Type * Not Available With A39 or AS4 *	SS XS	SS S	S	NN NN	NN
AS4	Rear Shoulder Belts - Deluxe Type * Must Get A39 On 35467 * * Must Get W39 - Except 35467 *	XX XX	XX X	X	XX XX	XX
AS5	Rear Shoulder Belts - Standard Type * Not Available With A39, AS5 or W39 *	XX XX	XX X	X	NN NN	NN
A91	Vacuum Trunk Lid Latch	XX XX	XX X	X	XX XX	XX
A93	Lock - Side Door Vacuum *Front A/O Rear*	XX XX	XX X	X	XX XX	XX
B01	Police Apprehender - City Cruiser * Not Available For Export * The Following Options Are Mandatory With This Package 1. F51 Front & Rear Shock Absorbers 2. F58 Front Stabilizer Shaft 3. F60 Front Springs 4. G50 Rear Springs	XX NX	XX X	N	NN NN	NN
B07	Police Apprehender - Highway Patrol * Not Available For Export * The Following Options Are Mandatory With This Package 1. F51 Front & Rear Shock Absorbers 2. F58 Front Stabilizer Shaft 3. F60 Front Springs 4. G50 Rear Springs 5. G69 Rear Stabilizer Shaft 6. Lower Control Arm Assembly	XX NX	XX X	N	NN NN	NN
B32	#Front Auxiliary Floor Mats	XX XX	XX X	X	XX XX	XX
B33	#Rear Auxiliary Floor Mats	XX XX	XX X	X	XX XX	XX
BG1	Heavy Duty Floor Covering *Black* * Front & Rear *	NN NX	NN X	N	NN NN	NN
B56	Luggage Compartment Mat	XX XX	XX X	X	XX XX	XX
B60	Foam Front Seat Cushion * Included In Y87 *	XX XX	SS S	S	SS SS	SS

		54	64	66	84	86
		33 66 79 79	33 6 79 9	4 7	35 66 97 79	36 99
B80	Roof Drip Moulding * Included In C08 Opt., On 35469 *	XS NX	SS S	S	SS NS	SS
B84	Exterior Body Side Moulding * Black Vinyl *	XX XX	NN N	N	NN NN	NN
B85	Exterior Belt Moulding @ Available Only With B80 Option. * Included In C08 Option On 35469 & 36469 *	@X XX	XX X	S	SS SS	SS
B90	Chrome Door Window Frames	NN NX	NN S	N	NN NN	NN
B93	Door Edge Guard	XX XX	XX X	X	XX XX	XX
C08	Roof Top Covering * Includes B80 Option On 35469 * * Includes B85 Option On 35469 & 36469 *	XX NX	XX X	S	XX NX	XX
C50	Rear Window Defogger	XX NX	XX X	X	XX NX	XX
C57	Ventilation - Forced Air * Not Available With C60 or C61 *	XX XX	XX X	X	XX XX	XX
C60	Air Conditioning * Power Steering * N40 or N47 * Mandatory With This Option *	XX XX	XX X	X	XX XX	XX
C61	Air Conditioning - Automatic Controls * Power Steering * N40 or N47 * Mandatory With This Option *	XX XX	XX X	X	XX XX	XX
D33	Remote Control Outside Mirror	XX XX	XX X	X	XX XX	XX
D55	Front Compartment Console * Bucket Seats Mandatory * * Avail. Only With M40 or M41 Options *	NN NN	NN N	X	NN NN	NN
D99	Two Tone Paint	XX NX	XX X	N	XX NX	XX
F35	Heavy Duty Frame * Recommended For Trailer Hauling - Class III - 3500-5000# Wgt. Only * * Not Available With M31 Transmission * * N99 Option Recommended * * P80 Option Recommended *	XX SX	XX X	X	XX SX	XX
F51	Front & Rear Shock Absorbers * Mandatory With & Available Only On B01 or B07 * * Not Available With 96F40 or 98F40 *	XX NX	XX X	N	NN NN	NN
F58	Front Stabilizer Shaft * Mandatory With & Available Only On B01 or B07 * * Not Available With 96F40 or 98F40 *	XX NX	XX X	N	NN NN	NN
F60	Front Springs * Mandatory With & Available Only On B01 or B07 * * Not Available With 96F40 or 98F40 *	XX NX	XX X	N	NN NN	NN
FG2	Shock Absorbers - Front & Rear - Firm Ride * Not Available With B01 or B07 Options *	XX XX	XX X	X	XX XX	XX
G50	Rear Springs * Mandatory With & Available Only On B01 or B07 *	XX NX	XX X	N	NN NN	NN
G51	Heavy Duty Rear Springs * Not Available With B01, B07, 96F40 or 98F40 Options * * Recommended For Trailer Hauling - Class II - 2000-3500# Wgt. If Trailer Hauling Is Continuous * * Required For Trailer Hauling - Class III - 3500-5000# Wgt. With F35 Option *	XX XX	XX X	X	XX XX	XX

88-98 FACTORY INSTALLED OPTIONAL EQUIPMENT

		54	64	66	84	86
		33 66 79 79	33 6 79 9	4 7	35 66 97 79	36 99
N37	Steering Wheel & Column - Tilt & Travel * Not Available On SM Jobs * * Power Brakes Mandatory With This Opt. * * Rim Blower Type Wheel Included *	XX XX	XX X	X	XX XX	XX
N40	Power Steering	XX XX	NN N	N	NN NN	NN
N42	Deluxe Steering Wheel * Rim Blower * * Not Available With N37 Option *	XX XX	XX X	X	XX XX	XX
N47	Power Steering - Variable Ratio	NN NN	XX X	X	SS SS	SS
N89	Wheels - Heavy Duty * Heavier Spider & 6 Inch Rim * * Not Available With J55 Option - Parts Included * * Recommended For Trailer Hauling * * Recommended For Police Usage *	XX XX	XX X	X	XX XX	XX
P03	*Deluxe Wheel Discs	XX XX	XX X	X	XX XX	XX
P26	Whitewall Tires - Standard Sizes	XX XX	XX X	X	XX XX	XX
P80	Tire - Fiberglass Belted - Whitewall	XX XX	XX X	X	XX XX	XX
PQ9	Tire - Custom Power Cushion - Polyester - Whitewall	XX XX	XX X	X	XX XX	XX
T67	Cornering Lamp * Not Available With SM Column Shift *	XX XX	XX X	X	XX XX	XX
U11	Instrument Cluster *Certified Speedo* * Available Only For Police Usage *	XX NX	XX X	N	NN NN	NN
U15	Safety Sentinel * Not Available With B01 or B07 * * Not Available With 96U18 *	XX XX	XX X	X	XX XX	XX
U29	Courtesy Lamps & Map Lamp	XX SX	SS S	S	SS SS	SS
U35	Electric Clock	XX XX	XX X	S	SS SS	SS
U57	Tape Player - Stereo * Includes Rear Seat Speaker * * Must Get U58, U59 or U63 Option *	XX XX	XX X	X	XX XX	XX
U58	Stereophonic Radio *AM-FM* * Includes Rear Seat Speaker *	XX XX	XX X	X	XX XX	XX
U59	AM-FM Radio *With Signal Seeker *	XX XX	XX X	X	XX XX	XX
U63	Deluxe Radio	XX XX	XX X	X	XX XX	XX
U71	Electric Antenna - Front	XX XX	XX X	X	XX XX	XX
U80	Rear Seat Speaker * Included In U57 or U58 Options *	XX XX	XX X	X	XX XX	XX
U89	Wiring Harness - Car Trailer	XX XX	XX X	X	XX XX	XX
U90	Wiring Harness - Roof Flasher - With Roof Panel Reinforcement * Available Only For Police Usage *	NX NX	NX X	N	NN NN	NN
W39	Deluxe Seat Belts & Shoulder Belts 1. A39 Seat Belts - Front & Rear * Includes Middle Seat Belts On Bench Seats * 2. A85 Shoulder Belts - Front	XX NX	XX X	X	SS NS	SS
Y60	Accessory Package Group 1. Visor Vanity Mirror 2. Luggage Compartment Lamp 3. Underhood Lamp 4. Glove Box Lamp 5. *UF1* Mirror - Inside & Front Compartment Lamp Assembly	XX XX XX XX XX XX XX XX XX XX	XX X XX X XX X XX X XX X	X X X S X	XX XX XX XX XX XX SS SS XX XX	XX XX XX SS XX
Y67	Interior Option 1. *B50* Foam Front Seat Cushion	XX XX				

		54	64	66	84	86
		33 66 79 79	33 6 79 9	4 7	35 66 97 79	36 99
Y67	(Continued)					
	2. *C81* Rear Door Dome Lamp Switches	XX NN				
	3. *C87* Rear Quarter Lamps	XX NN				
	4. *D10* Chrome Rear Quarter Armrest Ash Trays With Lighters	NN XN				
	5. *D15* Armrest - Deluxe - Front	XX XX				
	Armrest - Deluxe - Rear Backplates Added	NX NX				
Y70	Paint Stripe Option - Side	NN NN	NN N	S	XX XX	XX
Y71	Custom Interior Trim Option					
	1. *A65* Seat Back - Front Seat Split	XX NN				
	2. *B63* Seat Panel - Side - Upper & Lower	XX NX				
	3. *C87* Lamps - Rear Quarter Courtesy	XX NN				
	4. *D15* Arm Rests - Deluxe - Front	XX NX				
	Arm Rests - Deluxe - Rear	NX NX				
	5. *Y02* Seat - Front - Custom Trim Covers	XX NX				
	6. *Y03* Seat - Rear - Custom Trim Covers	XX NX				
	7. *Y09* Shroud Side - Custom	XX NX				
	8. *Y10* Custom Build-up - Door & Quarter	XX NX				
	9. *Y17* Foundation - Comp. Shelf - Cust.	XX NX				
Y72	Heavy Duty Cooling & Alternator Option * Mandatory With L32 Option *	XX XX	XX X	X	XX XX	XX
	Section 96 Canadian Export Option					
	F60 Suspension System - Front & Rear - Heavy Duty	XX XX	XX X	X	XX XX	XX
	V48 Maximum Protection - Permanent Anti-Freeze	XX XX	XX X	X	XX XX	XX
	Section 98 Single Unit Pack Chassis * Export Option *					
	A39 Seat Belts - Front & Rear - Deluxe *Must Get AS6 *	XX NX	XX X	X	NN NN	NN
	A48 Seat Belts - Front & Rear - Delete *Must Get AS6 *	XX XX	XX X	X	XX XX	XX
	AR1 Head Restraint - Delete	XX XX	XX X	X	XX XX	XX
	AS6 Shoulder Belts - Front - Delete	XX NX	XX X	X	XX NX	XX
	F40 Suspension System - Front & Rear - Heavy Duty * Not Available With F51, F58, F60, G51 or G66 Options *	XX XX	XX X	X	XX XX	XX
	L90 Engine - Export - 350 Cu. In. Eng.	XX XX	NN N	N	NN NN	NN
	L91 Engine - Export - 455 Cu. In. Eng.	XX XX	XX X	X	XX XX	XX
	P16 Tire - 4-Ply Whitewall - Nylon	XX XX	XX X	X	XX XX	XX
	P32 Tire - Spare Delete	XX XX	XX X	X	XX XX	XX
	T74 Headlamps - L. H. Rule of Road - Exp.	XX XX	XX X	X	XX XX	XX
	U18 Speedometer - Export, Kilometer	XX XX	XX X	X	XX XX	XX
	V60 Tire Pump - Foot - Export	XX XX	XX X	X	XX XX	XX
	V78 Plate - Certificate of Compliance - Delete	XX XX	XX X	X	XX XX	XX

* The Regular Car Series Are Not Shipped To Export As Checked, Therefore Special Items Will Not Be Released In Group 97 *

CHASSIS TORQUE

FRONT SUSPENSION & STEERING	F-85 Torque (Ft.-Lbs.)	88 - 98 Torque (Ft.-Lbs.)
Anchor Bolt - Backing Plate To Knuckle	80-120	120-145
Brake Ass'y. - To Knuckle And Arm	70-90	110-140
Idler Arm To Frame	35-45	35-45
Lower Control Arm To Frame Bolt	90-120	90-120
Nut	70-90	70-90
Pitman Arm To Steering Gear	120-160	120-160
Stabilizer Bracket To Frame	120-180 In. Lbs.	120-180 In. Lbs.
Stabilizer Link	60-180 In. Lbs.	60-180 In. Lbs.
Shock Absorber Upper Mounting	60-120 In. Lbs.	60-120 In. Lbs.
Shock Absorber Lower Mounting	15-25	15-25
Steering Gear To Frame	60-80	60-80
Steering Col. To Shaft (Pinch Bolt)	25-35	25-35
Steering Gear Coupling To Flange	15-25	15-25
Steering Wheel To Column Shaft	25-35	25-35
Steering Knuckle To Upper Control Arm	40-60	40-60
Steering Knuckle To Lower Control Arm	40-60	70-95
Tie Rod Adjuster Clamp	15-25	15-25
* Tie Rod Pitman & Idler Arm To Intermediate Rod	30-40	40-60
Upper Control Arm Shaft To Frame Brkt.	45-55	65-85
Upper Control Arm Bushing To Shaft	45-60	50-65

Front Wheel Adjustment Procedure (All Cars)
While Rotating Hub & Drum Assembly
1. Tighten Nut To 25 - 30 Ft. Lbs. Torque
2. Back Off Nut 1/2 Turn
3. Retighten Nut Finger Tight - Secure If Possible
4. If Unable To Secure At Finger Tight - Back Off To First Securing Position
5. Front Hub Must Be Rotated At Least Three Revolutions Of Spindle Nut During Tightening Procedure
6. Checking Dim. - .001 - .005 End Play Between Hub & Spindle

* After Reaching Minimum Torque Nut Must Always Be Tightened Further, Never Backed Off, To Insert Cotter Key. Maximum Audit Torque Not To Be Exceeded For Reinstallation Of Pin After Audit.

REAR SUSPENSION	F-85 Torque (Ft. Lbs.)	88 - 98 Torque (Ft. Lbs.)
Propeller Shaft To Axle Pinion Flange	12-16	12-16
Brake To Axle Housing	30-40	30-40
Upper & Lower Control Arm, Mountings - Bolt	90-120	90-120
- Nut	70-90	70-90
Rear Stabilizer Shaft To Lower Arm (BOT)	45-55	45-55
Shock Absorber Upper Mounting	15-25 Exc. Ext. SW	15-25
	60-120 In. Lbs. Ext. SW	-
Shock Absorber Lower Mounting	55-75	55-75

STEERING COLUMN INSTALLATION PROCEDURE MUST BE FOLLOWED
SEE LATEST Q BULLETIN

	Torque
Bracket To Column (Bolt)	12-18
Column & Bracket To IP (Nut)	15-25
Toe Plate To Pan (Screw)	30-45 In. Lbs.
Support Assembly (Screw)	15-22

AIR CONDITIONING CONNECTIONS	All Cars Torque (Ft. Lbs.)
Oil Bleed Line To P.O.A.	5-7
Equalizer Line To P.O.A.	5-7
Evaporator To P.O.A. Valve	28-33
P.O.A. to Suction Line	28-33
Attaching Bolt On Compressor For Suction & Discharge Hose Ass'ys.	20-25
Discharge Hose & Muffler To Condenser	15-20
Liquid Line To Receiver	11-15
Receiver To Expansion Valve-Line	11-15

CHASSIS TORQUE

FRONT SUSPENSION & STEERING	F-85 Torque (Ft.-Lbs.)	88 - 98 Torque (Ft.-Lbs.)
Anchor Bolt - Backing Plate To Knuckle	80-120	120-145
Brake Ass'y. - To Knuckle And Arm	70-90	110-140
Idler Arm To Frame	35-45	35-45
Lower Control Arm To Frame Bolt	90-120	90-120
Nut	70-90	70-90
Pitman Arm To Steering Gear	120-160	120-160
Stabilizer Bracket To Frame	120-180 In. Lbs.	120-180 In. Lbs.
Stabilizer Link	60-180 In. Lbs.	60-180 In. Lbs.
Shock Absorber Upper Mounting	60-120 In. Lbs.	60-120 In. Lbs.
Shock Absorber Lower Mounting	15-25	15-25
Steering Gear To Frame	60-80	60-80
Steering Col. To Shaft (Pinch Bolt)	25-35	25-35
Steering Gear Coupling To Flange	15-25	15-25
Steering Wheel To Column Shaft	25-35	25-35
Steering Knuckle To Upper Control Arm	40-60	40-60
Steering Knuckle To Lower Control Arm	40-60	70-95
Tie Rod Adjuster Clamp	15-25	15-25
* Tie Rod Pitman & Idler Arm To Intermediate Rod	30-40	40-60
Upper Control Arm Shaft To Frame Brkt.	45-55	65-85
Upper Control Arm Bushing To Shaft	45-60	50-65

Front Wheel Adjustment Procedure (All Cars)
While Rotating Hub & Drum Assembly
1. Tighten Nut To 25 - 30 Ft. Lbs. Torque
2. Back Off Nut 1/2 Turn
3. Retighten Nut Finger Tight - Secure If Possible
4. If Unable To Secure At Finger Tight - Back Off To First Securing Position
5. Front Hub Must Be Rotated At Least Three Revolutions Of Spindle Nut During Tightening Procedure
6. Checking Dim. - .001 - .005 End Play Between Hub & Spindle

* After Reaching Minimum Torque Nut Must Always Be Tightened Further, Never Backed Off, To Insert Cotter Key. Maximum Audit Torque Not To Be Exceeded For Reinstallation Of Pin After Audit.

REAR SUSPENSION	F-85 Torque (Ft. Lbs.)	88 - 98 Torque (Ft. Lbs.)
Propeller Shaft To Axle Pinion Flange	12-16	12-16
Brake To Axle Housing	30-40	30-40
Upper & Lower Control Arm, Mountings - Bolt	90-120	90-120
- Nut	70-90	70-90
Rear Stabilizer Shaft To Lower Arm (BOT)	45-55	45-55
Shock Absorber Upper Mounting	15-25 Exc. Ext. SW	15-25
	60-120 In. Lbs. Ext. SW	-
Shock Absorber Lower Mounting	55-75	55-75

STEERING COLUMN INSTALLATION PROCEDURE MUST BE FOLLOWED
SEE LATEST Q BULLETIN

	Torque
Bracket To Column (Bolt)	12-18
Column & Bracket To IP (Nut)	15-25
Toe Plate To Pan (Screw)	30-45 In. Lbs.
Support Assembly (Screw)	15-22

AIR CONDITIONING CONNECTIONS	All Cars Torque (Ft. Lbs.)
Oil Bleed Line To P.O.A.	5-7
Equalizer Line To P.O.A.	5-7
Evaporator To P.O.A. Valve	28-33
P.O.A. to Suction Line	28-33
Attaching Bolt On Compressor For Suction & Discharge Hose Ass'ys.	20-25
Discharge Hose & Muffler To Condensor	15-20
Liquid Line To Receiver	11-15
Receiver To Expansion Valve-Line	11-15

1969 INSTRUMENT CLUSTER CODES

Series	Classification	Transmission Type	Safety Sentinel (U15)	Code
F-85	Regular	All Syn. or All Auto. with Console (D55)	No	RA
			Yes	RD
		M31 Exc. D55	No	RB
			Yes	RE
		M38 or M40 Exc. D55	No	RC
			Yes	RF
	Export	All Syn. or All Auto. with Console (D55)	Yes	RG
		M31 Exc. D55	Yes	RH
		M38 or M40 Exc. D55	Yes	RJ
88	Regular	All	No	TA
			Yes	TB
	Police	All	No	TD
	Export	All	Yes	TC
98	Regular	All	No	TF
			Yes	TG
	Export	All	Yes	TC
9860	All	All	No	TE

Ref. 12J
PIM 1-3:120

1969 DELCOTRON CODES

Series	Usage	Ident. Code	Broad. Code	Amp.
L6 3100 & 3500	Y72 With N40	AA	A	55
	Standard	AG	G	37
	Air Cond. With N40	BF	F	55
	Y72 And/Or Air Cond.	AJ	J	55
	N40	VB	V	37
F-85 V-8	Standard	AG	G	37
	Y72 And/Or Air Cond.	AJ	J	55
4400	Standard	AN	N	37
	Y72 And/Or Air Cond.	AM	M	55
88 - 98	Standard	AC	C	42
	Y72 And/Or Air Cond.	AJ	J	55
	K81	AK	K	60

1969 AIR CLEANER CODES

Broad. Code	Part No.	Color	Engine	3100 & 3500	3200 & 3600	4200	4400	4800	5400	6400 & 6600	8400 & 8600
6	6484662 CE	Black	L6	Std. All							
O	6484801 OO	Black	2 BBL. Low Comp.		Std.	L65		Std.	Std.	Std.	
R	6484803 OR	Red	4 BBL. High		L74	Std.		L74	L31	L31	Std.
S	6484804 OS	Red	4 BBL. High				Std.	L31	L32	L32	
V	6485003 OV	Black	Special		W31	W31	W30				

1969 AIR CLEANER LABEL CODES

A	Action Line 6	F	442
B	Rocket 350 2 BBL.	G	Rocket 400 4 BBL.
C	Rocket 350 4 BBL.	H	Ram Rod 400 W30
D	Rocket 455 2 BBL.	J	Ram Rod 350 W31
E	Rocket 455 4 BBL.	P	Highway Patrol

OLDS 1014

OLDSMOBILE DIVISION
GENERAL MOTORS CORPORATION

TO F. E. Duncan
Bldg. 70

ADDRESS

FROM L. H. Witter

ADDRESS Lansing, Michigan

SUBJECT 1969 Model Oldsmobile Car and Factory Installed Optional Equipment and Accessories

DATE September 23, 1968

Give to F. Duncan

TO ALL ZONE MANAGERS:

Attached for your information is a copy of a letter sent to all Oldsmobile dealers, over Mr. Buxton's signature, furnishing them with 1969 Model Oldsmobile Car and Factory Installed Optional Equipment and Accessories prices.

Additional copies of this letter will be sent to Zones under separate cover.

L. H. Witter

HWE/mw
Attach.
cc: Asst. Gen. Sls. Mgrs.
Regional Mgrs.
Asst. Zone Mgrs.
Off. Mgrs. - Car Distr.
Asst. Off. Mgr. - Car Distr.
Bus. Mgmt. Mgrs.
Service Mgrs.
Regional Serv. Mgrs.
Zone Claim Adms.
District Mgrs.
Zone Serv. Reprs.
Res. Serv. Sch. Instr.
Sales Dept. Heads
Sales Dept. Assts. & Others
Acc't. Dept. Heads

CREDIT - OLDSMOBILE HISTORY CENTER
000024605
920 TOWNSEND ST.
LANSING, MI 48921

OLDSMOBILE
DIVISION OF GENERAL MOTORS CORPORATION

September 23, 1968

TO ALL OLDSMOBILE DEALERS:

For your advance information, we are attaching hereto the List Prices, Factory D & H Charges, Manufacturer's Suggested Dealer New Vehicle Preparation Charges and Manufacturer's Suggested Retail Prices which will apply to 1969 Model Oldsmobiles shipped by Oldsmobile Division, General Motors Corporation.

In addition, we are indicating the price at which dealer is invoiced which represents List Price Less 19% for All F85, Cutlass, Cutlass Supreme, 4-4-2 and Vista Cruiser Models and 23% for Delta 88, Delta 88 Custom, Delta Royale, Ninety-Eight and Toronado Models.

The base discounts from the List Prices are as follows:

F85, Cutlass, Cutlass Supreme, 4-4-2 and Vista Cruiser	21%
Delta 88, Delta 88 Custom, Delta Royale, Ninety-Eight and Toronado	25%

The 2% difference between the base discount and the price at which dealer is invoiced will be held by Oldsmobile and paid to dealers in accordance with the provisions of the applicable Terms of Sale Bulletins issued by Oldsmobile to its dealers.

The new Terms of Sale Bulletin No. 5, which will supersede your current Terms of Sale Bulletin No. 4, and the 1969 Model Oldsmobile Motor Vehicle Price Schedules containing price information will be forwarded to all dealers in the near future.

Since the cost and discount information contained in the attached is of a private character as between authorized Oldsmobile dealers and Oldsmobile Division, it should not be disclosed to unauthorized persons or used for non-business purposes.

Very truly yours,

OLDSMOBILE DIVISION
General Motors Corporation

W. J. Buxton

W. J. Buxton
General Sales Manager

WJB/mw
Attachment

Model Description	List Price Less Invoice Discount	List Price Less Base Discount	List Price	Factory D & H	Mfr's. Sgt'd. Dealer NVPC*	Mfr's. Sgt'd. Retail Price**	Destination Charge	Total
F-85								
L-6 Sports Coupe - 3177	$1922.94	$1875.46	$2374.00	$140.00	$30.00	$2544.00		
V-8 Sports Coupe - 3277	2007.99	1958.41	2479.00	146.00	30.00	2655.00		
Cutlass L-6								
Station Wagon - 3535	2302.02	2245.18	2842.00	166.00	30.00	3038.00		
Holiday Sedan - 3539	2147.31	2094.29	2651.00	155.00	30.00	2836.00		
S Convertible - 3567	2258.28	2202.52	2788.00	163.00	30.00	2981.00		
Town Sedan - 3569	2046.87	1996.33	2527.00	148.00	30.00	2705.00		
S Sports Coupe - 3577	2015.28	1965.52	2488.00	146.00	30.00	2664.00		
S Holiday Coupe - 3587	2063.88	2012.92	2548.00	150.00	30.00	2728.00		
Cutlass V-8								
Station Wagon - 3635	2387.07	2328.13	2947.00	172.00	30.00	3149.00		
Holiday Sedan - 3639	2232.36	2177.24	2756.00	161.00	30.00	2947.00		
S Convertible - 3667	2343.33	2285.47	2893.00	169.00	30.00	3092.00		
Town Sedan - 3669	2131.92	2079.28	2632.00	154.00	30.00	2816.00		
S Sports Coupe - 3677	2100.33	2048.47	2593.00	152.00	30.00	2775.00		
S Holiday Coupe - 3687	2148.93	2095.87	2653.00	155.00	30.00	2838.00		
Cutlass Supreme								
Holiday Sedan - 4239	2344.95	2287.05	2895.00	169.00	30.00	3094.00		
Town Sedan - 4269	2212.11	2157.49	2731.00	160.00	30.00	2921.00		
Holiday Coupe - 4287	2287.44	2230.96	2824.00	165.00	30.00	3019.00		
4-4-2								
Convertible - 4467	2562.03	2498.77	3163.00	185.00	30.00	3378.00		
Sports Coupe - 4477	2366.82	2308.38	2922.00	172.00	30.00	3124.00		
Holiday Coupe - 4487	2415.42	2355.78	2982.00	175.00	30.00	3187.00		

*Suggested Dealer Vehicle Preparation Charge
**Manufacturer's Suggested Retail Price does not include state and local taxes, license fees, options or accessories.

Model Description	List Price Less Invoice Discount	List Price Less Base Discount	List Price	Factory D & H	Mfr's. Sgt'd. Dealer NVPC*	Mfr's. Sgt'd. Retail Price*	Destination Charge	Total
Vista Cruiser								
2 - Seat - 4855	$2610.63	$2546.17	$3223.00	$187.00	$30.00	$3440.00		
3 - Seat - 4865	2719.17	2652.03	3357.00	196.00	30.00	3583.00		
Delta 88								
Holiday Coupe - 5437	2336.95	2276.25	3035.00	170.00	55.00	3260.00		
Holiday Sedan - 5439	2392.39	2330.25	3107.00	174.00	55.00	3336.00		
Convertible - 5467	2565.64	2499.00	3332.00	186.00	55.00	3573.00		
Town Sedan - 5469	2296.14	2236.50	2982.00	168.00	55.00	3205.00		
Delta Custom 88								
Holiday Coupe - 6437	2514.05	2448.75	3265.00	183.00	60.00	3508.00		
Holiday Sedan - 6439	2569.49	2502.75	3337.00	186.00	60.00	3583.00		
Town Sedan - 6469	2446.29	2382.75	3177.00	178.00	60.00	3415.00		
Royale								
Holiday Coupe - 6647	2741.97	2670.75	3561.00	198.00	60.00	3819.00		
Ninety-Eight								
Holiday Sedan - 8439	3233.23	3149.25	4199.00	232.00	75.00	4506.00		
Holiday Coupe - 8457	3187.80	3105.00	4140.00	229.00	75.00	4444.00		
Convertible - 8467	3376.45	3288.75	4385.00	242.00	75.00	4702.00		
Town Sedan - 8469	3037.65	2958.75	3945.00	218.00	75.00	4238.00		
Luxury Sedan Hardtop - 8639	3357.20	3270.00	4360.00	240.00	75.00	4675.00		
Luxury Sedan - 8669	3287.90	3202.50	4270.00	236.00	75.00	4581.00		
Toronado - 9487	3458.07	3368.25	4491.00	247.00	80.00	4818.00		

*Suggested Dealer Vehicle Preparation Charge

**Manufacturer's Suggested Retail Price does not include state and local taxes, license fees, options or accessories.

(3067)
Rev. 6-68

FACTORY INSTALLED OPTIONAL EQUIPMENT & ACCESSORIES 1969 MODEL PRICES-WHEN INSTALLED BY OLDSMOBILE "X" INDICATES AVAILABILITY

Symbol	DESCRIPTION	Dealer Net	Factory Delivery & Handling Charge	List Price	Mfr's ★ Suggested Retail Delivered Price
AA3	Chrome Coated Tinted Roof Glass	$15.20	$ 1.06	$20.00	$ 21.06
A01	Soft-Ray Tinted Windshield and Windows	28.10	1.97	37.00	38.97
	(Includes A02)	31.90	2.23	42.00	44.23
		34.20	2.39	45.00	47.39
A02	Soft-Ray Tinted Windshield	19.00	1.33	25.00	26.33
		21.30	1.49	28.00	29.49
A31	Power Side Windows	76.00	5.32	100.00	105.32
		79.80	5.59	105.00	110.59
A33	Power Tailgate Window	25.10	1.76	33.00	34.76
A39	Deluxe Front and Rear Lap Belts	7.60	.53	10.00	10.53
	With A52	7.60	.53	10.00	10.53
	Without A52	6.50	.46	8.50	8.96
A41	4-Way Power Bench Seat Adjuster	53.20	3.72	70.00	73.72
	(3567, 3667, 4287, 4467, 4477 and 4487 Must Have A52 or A65 Equipment - Bench Seat Option)				
A42	6-Way Power Bench Seat Adjuster	72.20	5.05	95.00	100.05
	(Not Available With AM6)	53.20	3.72	70.00	73.72
AG1	6-Way Power Left Side Seat Adjuster	53.20	3.72	70.00	73.72
	(Available Only With AM6)				
AG2	6-Way Power Right Side Seat Adjuster	72.20	5.05	95.00	100.05
	(Must Get AG1 and AM6)				

F-85		CUTLASS L-6							CUTLASS V-8							Cutlass Supreme			442			Vista Cruiser		DELTA 88				Delta 88 Custom			Royale	NINETY-EIGHT						TOR O
L6	V8	Sports Coupe	Sports Coupe	Station Wagon	Holiday Sedan	s Convertible	Town Sedan	s Sports Coupe	s Holiday Coupe	Station Wagon	Holiday Sedan	s Convertible	Town Sedan	s Sports Coupe	s Holiday Coupe	Holiday Sedan	Town Sedan	Holiday Coupe	Convertible	Sports Coupe	Holiday Coupe	2-Seat	3-Seat	Holiday Coupe	Holiday Sedan	Convertible	Town Sedan	Holiday Coupe	Holiday Sedan	Town Sedan	Holiday Coupe	Holiday Sedan	Holiday Coupe	Convertible	Town Sedan	Luxury Sedan Hardtop	Luxury Sedan	Toronado
		3177	3277	3535	3539	3567	3569	3577	3587	3635	3639	3667	3669	3677	3687	4239	4269	4287	4467	4477	4487	4855	4865	5437	5439	5467	5469	6437	6439	6469	6647	8439	8457	8467	8469	8839	8869	9487
		X	X	X	X	X	X	X	X	X	X	X	X	X	X	X	X	X	X	X	X	X	X															
																								X	X	X	X	X	X	X	X	X	X	X	X	X	X	
																																						X
		X	X	X	X	X	X	X	X	X	X	X	X	X	X	X	X	X	X	X	X	X	X															
																								X	X	X	X	X	X	X	X	X	X	X	X	X	X	X
				X	X	X	X	X	X	X	X	X	X	X	X	X	X	X	X	X	X	X	X																
																								X	X	X	X	X	X	X	X				X			X
				X						X												X	X															
		X	X	X	X	X	X	X	X	X	X	X	X	X	X	X	X	X	X	X	X	X	X															
																								X	X	X	X	X	X	X	X				X			X
																																X	X	X		X	X	
																																			X			
																																			X			

★ STATE AND LOCAL TAXES NOT INCLUDED

(3067)
Rev. 6-68

FACTORY INSTALLED OPTIONAL EQUIPMENT & ACCESSORIES 1969 MODEL PRICES-WHEN INSTALLED BY OLDSMOBILE "X" INDICATES AVAILABILITY

Symbol	DESCRIPTION	Dealer Net	Factory Delivery & Handling Charge	List Price	Mfr's ★ Suggested Retail Delivered Price	F-85 L-6 Sports Coupe 3177	F-85 V-8 Sports Coupe 3277	CUTLASS L-6 Station Wagon 3535	CUTLASS L-6 Holiday Sedan 3539	CUTLASS L-6 S Convertible 3567	CUTLASS L-6 Town Sedan 3569	CUTLASS L-6 S Sports Coupe 3577	CUTLASS L-6 S Holiday Coupe 3587	CUTLASS V-8 Station Wagon 3635	CUTLASS V-8 Holiday Sedan 3639	CUTLASS V-8 S Convertible 3667	CUTLASS V-8 Town Sedan 3669	CUTLASS V-8 S Sports Coupe 3677	CUTLASS V-8 S Holiday Coupe 3687	Cutlass Supreme Holiday Sedan 4239	Cutlass Supreme Town Sedan 4269	Cutlass Supreme Holiday Coupe 4287	442 Convertible 4467	442 Sports Coupe 4477	442 Holiday Coupe 4487	Vista Cruiser 2-Seat 4855	Vista Cruiser 3-Seat 4865	DELTA 88 Holiday Coupe 5437	DELTA 88 Holiday Sedan 5439	DELTA 88 Convertible 5467	DELTA 88 Town Sedan 5469	Delta Custom 88 Holiday Coupe 6437	Delta Custom 88 Holiday Sedan 6439	Delta Custom 88 Town Sedan 6469	Royale Holiday Coupe 6647	NINETY-EIGHT Holiday Sedan 8439	NINETY-EIGHT Holiday Coupe 8457	NINETY-EIGHT Convertible 8467	NINETY-EIGHT Town Sedan 8469	NINETY-EIGHT Luxury Sedan Hardtop 8639	NINETY-EIGHT Luxury Sedan 8669	TORO Toronado 9487
AM6	Divided Front Seat With Dual Controls (Not Available With A42)	$ 57.00	$ 3.99	$75.00	$ 78.99																																			X		
A46	4-Way Power Bucket Seat Adjuster - L.H. (Not Available With A52 or A65 on 3500, 3600, 4200 and 4400 Series)	53.20	3.72	70.00	73.72					X		X	X			X		X	X			X	X	X	X										X							X
A51	Strato Bucket Seats	49.40	3.46	65.00	68.46							X	X					X	X																							
		N/C	N/C	N/C	N/C																														X							
		N/C	N/C	N/C	N/C																																					X
A52	Bench Front Seat	(49.40)	(3.46)	(65.00)	(68.46)					X						X							X	X	X																	
A65	Custom Sport Front Seat	N/C	N/C	N/C	N/C																	X																				
A74	Heavy-Duty Front and Rear Seats	11.00	.77	14.50	15.27																								X		X											
A85	Deluxe Front Shoulder Belts (Must Have A39 Option)	19.00	1.33	25.00	26.33					X						X							X							X								X				
AS1	Front Shoulder Belts (Not Available With A39 or AS4)	16.70	1.17	22.00	23.17					X						X							X							X												
AS4	Deluxe Rear Shoulder Belts (Includes Third Seat on 4865) (Must Have A39 or W39)	19.00	1.33	25.00	26.33	X	X	X	X	X	X	X	X	X	X	X	X	X	X	X	X	X	X	X	X	X		X	X	X	X	X	X	X	X	X	X	X	X	X	X	X
		38.00	2.66	50.00	52.66																						X															
A82	Head Restraints	12.20	.85	16.00	16.85	X	X	X	X	X	X	X	X	X	X	X	X	X	X	X	X	X	X	X	X	X	X	X	X	X	X	X	X	X	X							
		12.90	.90	17.00	17.90																															X	X	X	X	X	X	X

★ STATE AND LOCAL TAXES NOT INCLUDED

(3067)
Rev. 6-68

FACTORY INSTALLED OPTIONAL EQUIPMENT & ACCESSORIES 1969 MODEL PRICES-WHEN INSTALLED BY OLDSMOBILE "X" INDICATES AVAILABILITY

Symbol	DESCRIPTION	Dealer Net	Factory Delivery & Handling Charge	List Price	Mfr's ★ Suggested Retail Delivered Price	F-85 L6	F-85 V8	CUTLASS L-6						CUTLASS V-8						Cutlass Supreme			442			Vista Cruiser		DELTA 88				Delta Custom 88			Ronade	NINETY-EIGHT						TORO
						Sports Coupe	Sports Coupe	Station Wagon	Holiday Sedan	S Convertible	Town Sedan	S Sports Coupe	S Holiday Coupe	Station Wagon	Holiday Sedan	S Convertible	Town Sedan	S Sports Coupe	S Holiday Coupe	Holiday Sedan	Town Sedan	Holiday Coupe	Convertible	Sports Coupe	Holiday Coupe	2-Seat	3-Seat	Holiday Coupe	Holiday Sedan	Convertible	Town Sedan	Holiday Coupe	Holiday Sedan	Town Sedan	Holiday Sedan	Holiday Coupe	Convertible	Town Sedan	Luxury Sedan Hardtop	Luxury Sedan	Holiday Sedan	Toronado
						3177	3277	3535	3539	3567	3569	3577	3587	3635	3639	3667	3669	3677	3687	4239	4269	4287	4467	4477	4487	4855	4865	5437	5439	5467	5469	6437	6439	6469	6647	8439	8457	8467	8469	8639	8669	9487
AS5	Rear Shoulder Belts	$16.70	$ 1.17	$22.00	$ 23.17	X	X	X	X	X	X	X	X	X	X	X	X	X	X	X	X	X	X	X	X	X		X	X	X	X	X	X	X	X							X
		33.40	2.34	44.00	46.34																					X																
	(Includes Third Seat on 4865)																																									
	(Not Available With A39, A85 or W39)																																									
A91	Power Trunk Lid Latch	10.60	.74	14.00	14.74	X	X		X	X	X	X	X		X	X	X	X	X	X	X	X	X	X	X			X	X	X	X	X	X	X	X	X	X	X	X	X	X	X
A93	Power Door Locks - All Doors	32.30	2.26	42.50	44.76	X	X			X		X	X			X		X	X			X	X	X	X			X		X		X		X			X					X
		49.40	3.46	65.00	68.46			X	X		X			X	X		X			X	X					X	X		X		X	X		X				X	X	X	
B01	Heavy-Duty Suspension	6.10	.43	8.00	8.43																							X	X		X	X	X	X								
B07	Heavy-Duty Suspension With Rear Stablizer Bar	12.80	.90	16.90	17.80																							X	X		X	X	X	X								
B30	Wall to Wall Floor Carpeting	13.70	.96	18.00	18.96	X	X																																			
B32	Auxiliary Front Floor Mats	5.30	.37	7.00	7.37	X	X	X	X	X	X	X	X	X	X	X	X	X	X	X	X	X	X	X	X	X	X	X	X	X	X	X	X	X	X	X	X	X	X	X		
		7.20	.50	9.50	10.00																																					X
B33	Auxiliary Rear Floor Mats	5.20	.36	6.80	7.16	X	X	X	X	X	X	X	X	X	X	X	X	X	X	X	X	X	X	X	X	X	X	X	X	X	X	X	X	X	X	X	X	X	X	X		
		5.30	.37	7.00	7.37																																					X
BG1	Heavy-Duty Black Vinyl Front & Rear Floor Covering	7.60	.53	10.00	10.53																									X		X									
B36	Heavy-Duty Rubber Trunk Floor Mat	5.70	.40	7.50	7.90																							X	X	X	X	X	X	X	X	X	X	X	X	X	X	X
B39	Deep-Pile Cargo Area Floor Carpeting	11.40	.80	15.00	15.80			X						X												X	X															
BC1	Wood Grain Vinyl Instrument Panel Trim	7.60	.53	10.00	10.53	X	X	X	X	X	X	X	X	X	X	X	X	X	X																							

★ STATE AND LOCAL TAXES NOT INCLUDED

(3067)
Rev. 6-68

FACTORY INSTALLED OPTIONAL EQUIPMENT & ACCESSORIES 1969 MODEL PRICES-WHEN INSTALLED BY OLDSMOBILE "X" INDICATES AVAILABILITY

Symbol	DESCRIPTION	Dealer Net	Factory Delivery & Handling Charge	List Price	Mfr's ★ Suggested Retail Delivered Price	F-85 L-6 Sports Coupe 3177	F-85 V-8 Sports Coupe 3277	CUTLASS L-6 Station Wagon 3535	CUTLASS L-6 Holiday Sedan 3539	CUTLASS L-6 S. Convertible 3567	CUTLASS L-6 Town Sedan 3569	CUTLASS L-6 S. Sports Coupe 3577	CUTLASS L-6 S. Holiday Coupe 3587	CUTLASS V-8 Station Wagon 3635	CUTLASS V-8 Holiday Sedan 3639	CUTLASS V-8 S. Convertible 3667	CUTLASS V-8 Town Sedan 3669	CUTLASS V-8 S. Sports Coupe 3677	CUTLASS V-8 S. Holiday Coupe 3687	Cutlass Supreme Holiday Sedan 4239	Cutlass Supreme Town Sedan 4269	Cutlass Supreme Holiday Coupe 4287	442 Convertible 4467	442 Sports Coupe 4477	442 Holiday Coupe 4487	Vista Cruiser 2-Seat 4855	Vista Cruiser 3-Seat 4865	DELTA 88 Holiday Coupe 5437	DELTA 88 Holiday Sedan 5439	DELTA 88 Convertible 5467	DELTA 88 Town Sedan 5469	Delta Custom 88 Holiday Coupe 6437	Delta Custom 88 Holiday Sedan 6439	Delta Custom 88 Town Sedan 6469	Royale Holiday Coupe 6647	NINETY-EIGHT Holiday Sedan 8439	NINETY-EIGHT Holiday Coupe 8457	NINETY-EIGHT Convertible 8467	NINETY-EIGHT Town Sedan 8469	NINETY-EIGHT Luxury Sedan Hardtop 8639	NINETY-EIGHT Luxury Sedan 8869	TORO Toronado 9487
B50	Foam-Padded Front Seat Cushion	$ 6.80	$ .48	$ 9.00	$ 9.48	X	X	X	X		X			X	X		X																					
	(Included in Y67)	8.40	.59	11.05	11.64																							X	X	X	X								
B80	Chrome Roof Drip Mouldings	9.90	.69	13.00	13.69			X			X			X			X											X			X							
	(Included in C08 Option on 3569, 3669 and 5469)																																					
B84	Bodyguard Side Mouldings	9.10	.64	12.00	12.64																							X	X	X	X							
B85	Chrome Side Window Sill Mouldings	14.10	.99	18.50	19.49			X	X		X			X	X		X				X	X	X				X	X	X	X	X	X	X	X				
	(Available Only With B80 Option on 5437)																																					
	(Included in C08 Option on 5469 & 6469)																																					
B90	Chrome Side Window Frame Mouldings	15.20	1.06	20.00	21.06	X	X					X						X													X							
B93	Chrome Door Edge Guard Mouldings	3.80	.27	5.00	5.27	X	X			X		X	X			X		X	X				X	X	X		X		X		X			X		X	X	X
		6.50	.46	8.50	8.96			X	X		X			X	X		X			X	X					X	X		X		X	X	X				
B96	Chrome Wheel Opening Mouldings	11.40	.80	15.00	15.80					X		X	X			X		X	X			X															
C08	Vinyl Rooftop Covering	72.20	5.05	95.00	100.05	X	X		X		X	X	X		X		X	X	X	X	X	X		X	X													
	(Includes B80 Option on 3100, 3200, 3569, 3669	87.40	6.12	115.00	121.12																							X	X		X	X	X	X			
	and 5469)	98.80	6.92	130.00	136.92																														X	X	X	
	(Includes B85 Option on 5469 and 6469)	91.20	6.38	120.00	126.38																																	X
C28	Drop or Swing Tailgate	30.40	2.13	40.00	42.13			X						X												X	X										
C49	Electric Rear Window Defogger	34.20	2.39	45.00	47.39																																	X
	(Must Get A01)																																					
C50	Rear Window Defogger	16.00	1.12	21.00	22.12	X	X		X		X	X	X		X		X	X	X	X	X	X		X	X					X	X	X	X	X	X	X		
C51	Tailgate Window Air Deflector	12.00	.84	20.00	20.84			X						X												X	X										

★ STATE AND LOCAL TAXES NOT INCLUDED

(3067)
Rev. 6-68

FACTORY INSTALLED OPTIONAL EQUIPMENT & ACCESSORIES 1969 MODEL PRICES-WHEN INSTALLED BY OLDSMOBILE "X" INDICATES AVAILABILITY

Symbol	DESCRIPTION	Dealer Net	Factory Delivery & Handling Charge	List Price	Mfr's ★ Suggested Retail Delivered Price
C56	Flo-Thru Body Ventilation	$ 11.40	$ .80	$ 15.00	$ 15.80
	(Not Available With C60)				
C57	Forced Air Body Ventilation	XXX	XXX	XXX	XXX
	(Not Available With C60 or C61)				
	(3177, 3277, 3535, 3539, 3569, 3577, 3635, 3639, 3669, 3677, 4239, 4269, 4477, 4855, and 4865 Must Get C56 Option)				
C60	Four-Season Air Conditioning	271.30	18.99	357.00	375.99
	(Not Available With V01 or V02)	304.00	21.28	400.00	421.28
	(Power Steering N40 or N47 Mandatory With This Option on 5400, 6400)				
C61	Comfortron Air Conditioning	361.00	25.27	475.00	500.27
	(Power Steering N40 or N47 Mandatory With This Option)				
D15	Deluxe Interior Decor				
	(Front & Rear Door or Quarter Arm Rests With Brite Moulding)	15.00	1.05	19.75	20.80
	(Front & Rear Brite Door Arm Rest Backplates Brite Quarter Arm Rest Back Plates)	9.10	.64	12.00	12.64
D33	Remote Control Outside Rearview Mirror	7.60	.53	10.00	10.53
D55	Sports Console	44.10	3.09	58.00	61.09
	(Bucket Seats Mandatory - Not Available With Column Shift - U29 Standard on 3677, 3687, 4287, 4477 and 4487 With This Option on SM & FS Models)	44.10	3.09	58.00	61.09
	(Available Only With M40 or M41 Options on 5400, 6400, 6600)	36.50	2.56	48.00	50.56
	(Available Only With A51 Option on 9487)				

F-85 L6	F-85 V8	CUTLASS L-6	CUTLASS L-6	CUTLASS L-6	CUTLASS L-6	CUTLASS L-6	CUTLASS L-6	CUTLASS V-8	CUTLASS V-8	CUTLASS V-8	CUTLASS V-8	CUTLASS V-8	CUTLASS V-8	Cutlass Supreme	Cutlass Supreme	Cutlass Supreme	442	442	442	Vista Cruiser	Vista Cruiser	DELTA 88	DELTA 88	DELTA 88	DELTA 88	Delta Custom 88	Delta Custom 88	Delta Custom 88	Delta Custom 88	NINETY-EIGHT	NINETY-EIGHT	NINETY-EIGHT	NINETY-EIGHT	NINETY-EIGHT	NINETY-EIGHT	NINETY-EIGHT	Toronado
2-Door Sports Coupe	Sports Coupe	Station Wagon	Holiday Sedan	s Convertible	Town Sedan	s Sports Coupe	s Holiday Coupe	Station Wagon	Holiday Sedan	s Convertible	Town Sedan	s Sports Coupe	s Holiday Coupe	Holiday Sedan	Town Sedan	Holiday Coupe	Convertible	Sports Coupe	Holiday Coupe	2-Seat	3-Seat	Holiday Coupe	Holiday Sedan	Convertible	Town Sedan	Holiday Coupe	Holiday Sedan	Town Sedan	Holiday Coupe	Holiday Sedan	Holiday Coupe	Convertible	Town Sedan	Luxury Sedan Hardtop	Luxury Sedan	Holiday Coupe	Toronado
3177	3277	3535	3539	3567	3569	3577	3587	3635	3639	3667	3669	3677	3687	4239	4269	4287	4467	4477	4487	4855	4865	5437	5439	5467	5469	6437	6439	6469	6647	8439	8457	8467	8469	8639	8669	9487
X	X	X	X		X	X		X	X		X	X		X	X			X		X	X																
X	X	X	X	X	X	X	X	X	X	X	X	X	X	X	X	X	X	X	X	X	X	X	X	X	X	X	X	X	X	X	X	X	X	X	X	
271.30	18.99	357.00	375.99	X	X	X	X	X	X	X	X	X	X	X	X	X	X	X	X	X	X															
304.00	21.28	400.00	421.28																			X	X	X	X	X	X	X	X	X	X	X	X	X	X	X
																						X	X	X	X	X	X	X	X	X	X	X	X	X	X	X
X	X	X	X	X	X	X	X	X	X	X	X	X	X	X	X	X	X	X	X	X	X	X	X	X	X	X	X	X	X	X	X	X	X	X	X	X
				X		X	X			X		X	X		X		X	X	X									X						X	
X	X	X	X	X	X	X	X	X	X	X	X	X	X	X	X	X	X	X	X	X	X	X	X	X	X	X	X	X	X	X	X	X	X	X	X	X

(3067)
Rev. 6-68

FACTORY INSTALLED OPTIONAL EQUIPMENT & ACCESSORIES 1969 MODEL PRICES-WHEN INSTALLED BY OLDSMOBILE "X" INDICATES AVAILABILITY

Symbol	DESCRIPTION	Dealer Net	Factory Delivery & Handling Charge	List Price	Mfr's ★ Suggested Retail Delivered Price
D99	Two Tone Magic Mirror Finish	$ 15.40	$ 1.08	$ 20.30	$ 21.38
		22.40	1.57	29.50	31.07
		30.40	2.13	40.00	42.13
F35	Heavy Duty Torque Beam Frame	13.00	.91	17.10	18.01
	(Recommended For Trailer Hauling Class III - 3500 - 5000# Wgt. Only)				
	(Not Available With M31 Transmission)				
	(N99 Option Recommended)				
	(P80 Option Recommended)				
FG2	Firm Ride Front and Rear Shock Absorbers	3.80	.27	5.00	5.27
	(Not Available With B01 or B07 Options)				
	(Not Available With G66 on 3100, 3200, 3500, 3600, 4200 and 4800 Series)				
G51	Heavy Duty Rear Springs	2.70	.19	3.50	3.69
	(Recommended For Trailer Hauling)				
	(Available Only With M40 on 4400 Series)				
	(Not Available With B01 or B07)				
G66	Superlift Rear Shock Absorbers	30.40	2.13	40.00	42.13
	(Not Available With FG2 Option)				
	(Recommended For Trailer Hauling - Class I - 1000 - 2000# Wgt.)				
	(Available Only With M40 on 4400 Series)				
	(Not Available With B01 or B07)				
G80	Anti-Spin Rear Axle	30.40	2.13	40.00	42.13
		33.60	2.35	44.25	46.60
	(Mandatory When 3.42, 3.91 or 4.33 Ratios are Used)				

Symbol	F-85 L6 Sports Coupe 3177	F-85 V8 Sports Coupe 3277	CUTLASS L-6 Station Wagon 3535	CUTLASS L-6 Holiday Sedan 3539	CUTLASS L-6 S Convertible 3567	CUTLASS L-6 Town Sedan 3569	CUTLASS L-6 S Sports Coupe 3577	CUTLASS L-6 S Holiday Coupe 3587	CUTLASS V-8 Station Wagon 3835	CUTLASS V-8 Holiday Sedan 3839	CUTLASS V-8 S Convertible 3867	CUTLASS V-8 Town Sedan 3869	CUTLASS V-8 S Sports Coupe 3877	CUTLASS V-8 S Holiday Coupe 3887	Cutlass Supreme Holiday Sedan 4239	Cutlass Supreme Town Sedan 4269	Cutlass Supreme Holiday Coupe 4287	442 Convertible 4467	442 Sports Coupe 4477	442 Holiday Coupe 4487	Vista Cruiser 2-Seat 4855	Vista Cruiser 3-Seat 4865	DELTA 88 Holiday Coupe 5437	DELTA 88 Holiday Sedan 5439	DELTA 88 Convertible 5467	DELTA 88 Town Sedan 5469	Delta Custom 88 Holiday Coupe 6437	Delta Custom 88 Holiday Sedan 6439	Delta Custom 88 Town Sedan 6469	ROYALE Holiday Coupe 6647	NINETY-EIGHT Holiday Sedan 8439	NINETY-EIGHT Holiday Coupe 8457	NINETY-EIGHT Convertible 8467	NINETY-EIGHT Town Sedan 8469	NINETY-EIGHT Luxury Sedan Hardtop 8839	NINETY-EIGHT Luxury Sedan 8869	TORO Toronado 9487
D99			X						X												X	X														
	X	X		X		X	X	X		X		X	X	X	X	X	X		X	X																
																							X	X		X	X	X	X		X	X		X	X	X
F35																							X	X		X	X	X	X	X	X	X		X	X	X
FG2	X	X	X	X	X	X	X	X	X	X	X	X	X	X	X	X	X				X	X	X	X	X	X	X	X	X	X	X	X	X	X	X	X
G51	X	X	X	X	X	X	X	X	X	X	X	X	X	X	X	X	X	X	X	X	X	X	X	X	X	X	X	X	X	X	X	X	X	X	X	X
G66	X	X	X	X	X	X	X	X	X	X	X	X	X	X	X	X	X	X	X	X	X	X	X	X	X	X	X	X	X	X	X	X	X	X	X	X
G80	X	X	X	X	X	X	X	X	X	X	X	X	X	X	X	X	X	X	X	X	X	X	X	X												
																							X	X	X	X	X	X	X	X	X	X	X	X	X	X

★ STATE AND LOCAL TAXES NOT INCLUDED

(3067)
Rev. 6-68

FACTORY INSTALLED OPTIONAL EQUIPMENT & ACCESSORIES 1969 MODEL PRICES-WHEN INSTALLED BY OLDSMOBILE "X" INDICATES AVAILABILITY

Symbol	DESCRIPTION	Dealer Net	Factory Delivery & Handling Charge	List Price	Mfr's ★ Suggested Retail Delivered Price
J50	Pedal-Ease Power Brakes	$ 30.00	$ 2.10	$ 39.50	$ 41.60
	(Not Available With J12 or J55 Options)	30.40	2.13	40.00	42.13
J55	Heavy-Duty Power With Front Disc Brakes	68.40	4.79	90.00	94.79
	(Available Only For Police Usage)	49.40	3.46	65.00	68.46
	(Not Available With 3-Speed SM Transmission)				
	(Includes Heavier Spider & 6 Inch Rim Wheel)				
J12	Power With Front Disc Brakes	46.40	3.25	61.00	64.25
	(Not Available With J55 or 3 Speed SM Transmission)	57.00	3.99	75.00	78.99
	(Power Steering N40 or N47 Mandatory on 5400, 6400, 6600)	38.00	2.66	50.00	52.66
K30	Automatic Cruise Control	41.80	2.93	55.00	57.93
	(Available Only With Automatic Transmission & Power Brakes)	45.60	3.19	60.00	63.19
	(Not Available With W30 Option)				
K81	60 Ampbere Delcotron	15.20	1.06	20.00	21.06
	(Available Only For Police Usage)				
L30	Rocket "455" V-8 Regular Fuel Engine (2bbl)	45.60	3.19	60.00	63.19
L31	Rocket "400" V-8 H.C. Engine (4bbl)	87.40	6.12	115.00	121.12
	(Not Available With SM or FS Transmission)				
L31	Rocket "455" V-8 H.C. Engine (4bbl.)	79.80	5.59	105.00	110.59
	(M40 Transmission Mandatory)	34.20	2.39	45.00	47.39
L32	High Performance V-8 H.C. Engine (4bbl. - "455")	101.80	7.13	134.00	141.13
	(M1 Transmission Mandatory)	56.20	3.93	74.00	77.93
	(Y72 Heavy Duty Cooling & Alternator Mandatory)				

F-85 L6	F-85 V8	CUTLASS L-6							CUTLASS V-8							Cutlass Supreme			442			Vista Cruiser		DELTA 88				Delta Custom 88				ROYALE	NINETY-EIGHT					TORO
Sports Coupe	Sports Coupe	Station Wagon	Holiday Sedan	S.Convertible	Town Sedan	S.Sports Coupe	S.Holiday Coupe	Station Wagon	Holiday Sedan	S.Convertible	Town Sedan	S.Sports Coupe	S.Holiday Coupe	Holiday Sedan	Town Sedan	Holiday Coupe	Convertible	Sports Coupe	Holiday Coupe	2-Seat	3-Seat	Holiday Coupe	Holiday Sedan	Convertible	Town Sedan	Holiday Coupe	Holiday Sedan	Town Sedan	Holiday Coupe	Holiday Sedan	Holiday Coupe	Convertible	Town Sedan	Luxury Sedan Hardtop	Luxury Sedan	Toronado
3177	3277	3535	3539	3567	3569	3577	3587	3635	3639	3667	3669	3677	3687	4239	4269	4287	4467	4477	4487	4855	4965	5437	5439	5467	5469	6437	6439	6469	6647	8439	8457	8467	8469	8639	8669	9487
X	X	X	X	X	X	X	X	X	X	X	X	X	X	X	X	X	X	X	X	X	X															
																						X	X	X	X	X	X	X	X							
																						X	X	X	X	X	X	X	X							
																														X	X	X	X	X	X	X
X	X	X	X	X	X	X	X	X	X	X	X	X	X	X	X	X	X	X	X	X	X															
																						X	X	X	X	X	X	X	X							
																														X	X	X	X	X	X	X
	X							X	X	X	X	X	X	X	X	X	X	X	X	X	X															
																						X	X	X	X	X	X	X	X	X	X	X	X	X	X	X
																						X	X		X	X	X	X	X	X	X		X	X	X	X
																						X	X	X	X											
																				X	X															
																						X	X	X	X											
																										X	X	X	X							
																						X	X	X	X											
																										X	X	X	X							

★ STATE AND LOCAL TAXES NOT INCLUDED

(3067)
Rev. 6-68

FACTORY INSTALLED OPTIONAL EQUIPMENT & ACCESSORIES 1969 MODEL PRICES-WHEN INSTALLED BY OLDSMOBILE "X" INDICATES AVAILABILITY

Symbol	DESCRIPTION	Dealer Net	Factory Delivery & Handling Charge	List Price	Mfr's ★ Suggested Retail Delivered Price
L65	Rocket "350" V-8 Regular Fuel Engine (2bbl) (2.56 Axle Ratio Standard With Automatic Transmission)	$(24.30)	$ (1.70)	$(32.00)	$ (33.70)
L74	Rocket "350" V-8 H.C. Engine (4bbl)	34.20	2.39	45.00	47.39
M14	Fully-Syn. - 3-Speed Floor Shift H.D. Transmission Synchronized - Floor Shift - Heavy Duty (Standard With W31 Option) (V01 Mandatory if 3.91 or 4.33 Axle is Used) (V02 Mandatory if 3.42 Axle is Used)	60.80	4.26	80.00	84.26
M20	Fully-Syn. Wide Ratio 4-Speed F.S. Transmission (Not Available With 3.42, 3.91 or 4.33 Axles if C60 or Y72 is Ordered) (V01 Mandatory if 3.91 or 4.33 Axle is Used) (V02 Mandatory if 3.42 Axle is Used)	140.00	9.80	175.00	184.80
M21	Fully-Syn. Close Ratio 4-Speed F.S. Transmission (V01 Mandatory With 3.91 or 4.33 Axles) (V02 Mandatory With 3.42 Axles) (Not Available With C60 or Y72) (Mandatory With W30 if M40 is Not Ordered)	140.00	9.80	175.00	184.80
M31	Jetaway Transmission	132.00	9.24	165.00	174.24
	(Not Available With 400 cu. in. Engines) (Not Available With L74 Option) (V01 Mandatory if 3.91 Axle is Used) (V02 Mandatory if 3.42 Axle is Used) (Available With 350 cu. in. Engine Only)	140.00	9.80	175.00	184.80
M38	Turbo Hydra-matic Transmission - 350 (Available With 350 cu. in. Engine Only) Must Get L74 on 3200 Series) (V01 Mandatory if 3.91 Axle is Used) (V02 Mandatory if 3.42 Axle is Used)	156.00	10.92	195.00	205.92

Symbol	F-85 L6 Sports Coupe 3177	F-85 V8 Sports Coupe 3277	CUTLASS L-6 Station Wagon 3535	CUTLASS L-6 Holiday Sedan 3539	CUTLASS L-6 S.Convertible 3567	CUTLASS L-6 Town Sedan 3569	CUTLASS L-6 S.Sports Coupe 3577	CUTLASS L-6 S.Holiday Coupe 3587	CUTLASS V-8 Station Wagon 3635	CUTLASS V-8 Holiday Sedan 3639	CUTLASS V-8 S.Convertible 3667	CUTLASS V-8 Town Sedan 3669	CUTLASS V-8 S.Sports Coupe 3677	CUTLASS V-8 S.Holiday Coupe 3687	Cutlass Supreme Holiday Sedan 4239	Cutlass Supreme Town Sedan 4269	Cutlass Supreme Holiday Coupe 4287	442 Convertible 4467	442 Sports Coupe 4477	442 Holiday Coupe 4487	Vista Cruiser 2-Seat 4855	Vista Cruiser 3-Seat 4865	DELTA 88 Holiday Coupe 5437	DELTA 88 Holiday Sedan 5439	DELTA 88 Convertible 5467	DELTA 88 Town Sedan 5469	Delta Custom 88 Holiday Coupe 6437	Delta Custom 88 Holiday Sedan 6439	Delta Custom 88 Town Sedan 6469	Royale Holiday Coupe 6647	NINETY-EIGHT Holiday Sedan 8439	NINETY-EIGHT Holiday Coupe 8457	NINETY-EIGHT Convertible 8467	NINETY-EIGHT Town Sedan 8469	NINETY-EIGHT Luxury Sedan Hardtop 8639	NINETY-EIGHT Luxury Sedan 8669	TORONADO Toronado 9487
L65															X	X	X																		
L74		X							X	X	X	X	X	X							X	X													
M14		X								X	X	X	X	X	X	X	X																		
M20		X							X	X	X	X	X	X	X	X	X	X	X	X	X	X													
M21		X							X	X	X	X	X	X	X	X	X	X	X	X															
M31	X		X	X	X	X	X	X																											
		X							X	X	X	X	X	X										X	X		X								
M38		X							X	X	X	X	X	X	X	X	X																		

★ STATE AND LOCAL TAXES NOT INCLUDED

(3067)
Rev. 6-68

FACTORY INSTALLED OPTIONAL EQUIPMENT & ACCESSORIES 1969 MODEL PRICES-
WHEN INSTALLED BY OLDSMOBILE "X" INDICATES AVAILABILITY

Symbol	DESCRIPTION	Dealer Net	Factory Delivery & Handling Charge	List Price	Mfr's ★ Suggested Retail Delivered Price	F-85 L-6	F-85 V-8	CUTLASS L-6						CUTLASS V-8						Cutlass Supreme			442		Vista Cruiser		DELTA 88				Delta 88 Custom			Ronae	NINETY-EIGHT							TORO
						Sports Coupe	Sports Coupe	Station Wagon	Holiday Sedan	S Convertible	Town Sedan	S Sports Coupe	S Holiday Coupe	Station Wagon	Holiday Sedan	S Convertible	Town Sedan	S Sports Coupe	S Holiday Coupe	Holiday Sedan	Town Sedan	Holiday Coupe	Convertible	Sports Coupe	Holiday Coupe	2-Seat	3-Seat	Holiday Coupe	Holiday Sedan	Convertible	Town Sedan	Holiday Coupe	Holiday Sedan	Town Sedan	Holiday Coupe	Holiday Sedan	Holiday Coupe	Town Sedan	Luxury Sedan	Luxury Sedan Hardtop	Toronado
						3177	3277	3535	3539	3567	3569	3577	3587	3635	3639	3667	3669	3677	3687	4239	4269	4287	4467	4477	4487	4855	4865	5437	5439	5467	5469	6437	6439	6469	6647	8439	8457	8467	8469	8839	8867	9487
M40	Turbo Hydra-matic Transmission - 400	$172.00	$ 12.04	$215.00	$227.04																		X	X	X	X	X	X	X	X	X	X	X	X	X						
	(Mandatory With W30 if Automatic Transmission is Ordered on 4400 Series)																																								
	(V01 Mandatory if 3.91 Axle is Used on 4400 Series)																																								
	(V02 Mandatory if 3.42 Axle is Used on 4400 Series)																																								
M41	Heavy-Duty Turbo Hydra-matic Transmission	184.00	12.88	230.00	242.88																							X	X	X	X	X	X	X	X						
	(Mandatory With & Available Only on L32 Option)																																								
M55	Automatic Transmission Auxiliary Oil Cooler	11.40	.80	15.00	15.80		X							X	X	X	X	X	X	X	X	X	X	X	X	X	X	X	X	X	X	X	X	X	X	X	X	X	X	X	X
	(Recommended For Trailer Hauling)																																								
N10	Dual Exhaust System	21.80	1.53	28.70	30.23		X								X	X	X	X	X	X	X	X																			
	(L74 Required on 3277)																																								
N30	Deluxe Steering Wheel	11.40	.80	15.00	15.80	X	X																					X	X	X	X										
	(Not Available With N37 Option)																																								
N33	Tilt Away Steering Wheel	32.70	2.29	43.00	45.29	X	X	X	X	X	X	X	X	X	X	X	X	X	X	X	X	X	X	X	X	X	X	X	X	X	X	X	X	X	X	X	X	X	X	X	X
	(Not Available on SM Jobs With Column Shift)																																								
N34	Custom - Sport Steering Wheel	11.40	.80	15.00	15.80			X	X	X	X	X	X	X	X	X	X	X	X	X	X	X	X	X	X	X	X					X	X	X	X	X	X	X	X	X	
	(Not Available With N37 Option)	22.80	1.60	30.00	31.60																							X	X	X	X										

★ STATE AND LOCAL TAXES NOT INCLUDED

(3067)
Rev. 6-68

FACTORY INSTALLED OPTIONAL EQUIPMENT & ACCESSORIES 1969 MODEL PRICES-WHEN INSTALLED BY OLDSMOBILE "X" INDICATES AVAILABILITY

Symbol	DESCRIPTION	Dealer Net	Factory Delivery & Handling Charge	List Price	Mfr's ★ Suggested Retail Delivered Price
N37	Tilt and Telescope Steering Wheel (Not Available on SM Jobs) (Power Brakes Mandatory) (Rim Blower Type Wheel Included)	$ 60.80	$ 4.26	$ 80.00	$ 84.26
N40	Roto-Matic Power Steering	72.20	5.05	95.00	100.05
		79.80	5.59	105.00	110.59
N42	Deluxe With Instant Horn Steering Wheel	22.80	1.60	30.00	31.60
	(Not Available With N37 Option)	11.40	.80	15.00	15.80
N47	Vari-Ratio Power Steering	83.60	5.85	110.00	115.85
N66	Super Stock II Wheels (14 Inch Wheel, Painted Spider, Chromium Wheel Nuts, Ornament, Bezel and Trim.	53.20	3.72	70.00	73.72
N81	Wide Oval Red Stripe Special Tire Package F 70-7.75 X 14 Red Stripe Over 7.75 X 14 Blackwall (Includes 14 X 6J Wheel - Can be Ordered With N66 or P05) (Available Only With W31 on 3277)	45.60	3.19	60.00	63.19
N95	Simulated Wire Wheels	53.20	3.72	70.00	73.72
N98	Chrome Open Spider Wheels and Trim Rings	64.60	4.52	85.00	89.52
N99	Heavy - Duty Wheels (Heavier Spider and 6 inch Rim) (Not Available With J55 Option - Parts Included) (Recommended for Trailer Hauling and Police usage)	7.60	.53	10.00	10.53

F-85		CUTLASS L-6						CUTLASS V-8						Cutlass Supreme			442			Vista Cruiser		DELTA 88			Delta Custom 88			Royale	NINETY-EIGHT							TORO
L6	V8	Sports Coupe	Sports Coupe	Station Wagon	Holiday Sedan	S Convertible	Town Sedan	S Sports Coupe	S Holiday Coupe	Station Wagon	Holiday Sedan	S Convertible	Town Sedan	S Sports Coupe	S Holiday Coupe	Holiday Sedan	Town Sedan	Holiday Coupe	Convertible	Sports Coupe	Holiday Coupe	2-Seat	3-Seat	Holiday Coupe	Holiday Sedan	Convertible	Town Sedan	Holiday Coupe	Holiday Sedan	Holiday Coupe	Town Sedan	Holiday Coupe	Holiday Coupe	Holiday Sedan	Holiday Coupe	Convertible	Town Sedan	Luxury Sedan	Luxury Sedan	Toronado
		3177	3277	3535	3539	3567	3569	3577	3587	3635	3639	3667	3669	3677	3687	4239	4269	4287	4467	4477	4487	4855	4865	5437	5439	5467	5469	6437	6439	6469	6447	8439	8457	8467	8469	8639	8669	9487
																								X	X	X	X	X	X	X	X	X	X	X	X	X	X	X
		X	X	X	X	X	X	X	X	X	X	X	X	X	X	X	X	X	X	X	X	X	X															
																								X	X	X	X											
		X	X																					X	X	X	X											
				X	X	X	X	X	X	X	X	X	X	X	X	X	X	X	X	X	X	X	X					X	X	X	X	X	X	X	X	X	X	X
																												X	X	X	X							
		X	X			X		X	X			X		X	X																							
			X			X		X	X			X		X	X																							
		X	X	X	X	X	X	X	X	X	X	X	X	X	X	X	X	X	X	X	X	X	X															
																								X	X	X	X	X	X	X	X	X	X	X	X	X	X	
																																						X
																								X	X	X	X	X	X	X	X	X	X	X	X	X	X	

★ STATE AND LOCAL TAXES NOT INCLUDED

(3067)
Rev. 6-68

FACTORY INSTALLED OPTIONAL EQUIPMENT & ACCESSORIES 1969 MODEL PRICES-WHEN INSTALLED BY OLDSMOBILE "X" INDICATES AVAILABILITY

Symbol	DESCRIPTION	Dealer Net	Factory Delivery & Handling Charge	List Price	Mfr's ★ Suggested Retail Delivered Price	F-85 L6 Sports Coupe 3177	F-85 V8 Sports Coupe 3277	CUTLASS L-6 Station Wagon 3535	CUTLASS L-6 Holiday Sedan 3539	CUTLASS L-6 S.Convertible 3567	CUTLASS L-6 Town Sedan 3569	CUTLASS L-6 S.Sports Coupe 3577	CUTLASS L-6 S.Holiday Coupe 3587	CUTLASS V-8 Station Wagon 3635	CUTLASS V-8 Holiday Sedan 3639	CUTLASS V-8 S.Convertible 3667	CUTLASS V-8 Town Sedan 3669	CUTLASS V-8 S.Sports Coupe 3677	CUTLASS V-8 S.Holiday Coupe 3687	Cutlass Supreme Holiday Sedan 4239	Cutlass Supreme Town Sedan 4269	Cutlass Supreme Holiday Coupe 4287	442 Convertible 4487	442 Sports Coupe 4477	442 Holiday Coupe 4487	Vista Cruiser 2-Seat 4835	Vista Cruiser 3-Seat 4865	DELTA 88 Holiday Coupe 5437	DELTA 88 Holiday Sedan 5439	DELTA 88 Convertible 5467	DELTA 88 Town Sedan 5469	Delta Custom 88 Holiday Coupe 6437	Delta Custom 88 Holiday Sedan 6439	Delta Custom 88 Town Sedan 6469	Royale Holiday Coupe 6647	NINETY-EIGHT Holiday Sedan 8439	NINETY-EIGHT Holiday Coupe 8457	NINETY-EIGHT Convertible 8467	NINETY-EIGHT Town Sedan 8469	NINETY-EIGHT Luxury Sedan Hardtop 8639	NINETY-EIGHT Luxury Sedan 8669	TORONADO Toronado 9487
P01	Wheel Discs	$ 15.20	$ 1.06	$ 20.00	$ 21.06	X	X	X	X	X	X	X	X	X	X	X	X	X	X	X	X	X	X	X	X	X	X													
P02	Deluxe Wheel Discs	34.20	2.39	45.00	47.39	X	X	X	X	X	X	X	X	X	X	X	X	X	X	X	X	X	X	X	X	X	X													
P03	Deluxe Wheel Discs	22.80	1.60	30.00	31.60																							X	X	X	X	X	X	X	X	X	X	X	X	
	(Not Available With N98)	28.90	2.02	38.00	40.02																																			X
P05	Super Stock I Wheels	65.40	4.58	86.00	90.58	X	X		X	X	X	X	X		X	X	X	X	X	X	X	X	X	X	X	X														
	(14 Inch Wheel - Painted Spider, Chromium Wheel Nuts, Ornament and Rim) (Not Available With JL2 Option)																																							
P06	Wheel Trim Rings	13.30	.93	17.50	18.43																																			X
	(Included in N98 Option)																																							
P26	White Wall Tires																																							
	7.75 X 14 Over 7.75X 14 Blackwall	22.80	1.60	30.00	31.60	X	X		X	X	X	X	X		X	X	X	X	X	X	X	X																	
	G78 8.25 X 14 Over F70 - 7.75 X 14 Red Stripe	N/C	N/C	N/C	N/C																			X	X	X														
	8.25 X 14 Over 8.25 X 14 Blackwall (Without C28 on Model 4855)	28.80	2.02	37.90	39.92			X						X													X												
	8.55 X 14 Over 8.55 X 14 Blackwall (With C28 on Model 4855)	31.50	2.21	41.45	43.66																						X	X											
	8.55 X 15 Over 8.55 X 15 Blackwall	31.50	2.21	41.45	43.66																								X	X	X	X	X	X	X	X			
	8.85 X 15 Over 8.85 X 15 Blackwall	35.20	2.46	46.30	48.76																																X	X	X	X	X	X
P80	Fiberglass Belted White Wall Tires																																							
	F78 - 7.75 X 14 Over 7.75 X 14 Blackwall	57.80	4.05	76.00	80.05	X	X		X	X	X	X	X		X	X	X	X	X	X	X	X																	
	G78 - 8.25X 14 Over 8.25 X 14 Blackwall (Without C28 on Model 4855)	67.00	4.69	88.10	92.79			X						X													X												
	H78 - 8.55 X 14 Over 8.55 X 14 Blackwall (With C28 on Model 4855)	73.50	5.15	96.75	101.90																						X	X											
	H78 - 8.55 X 15 Over 8.55 X 15 Blackwall	73.50	5.15	96.75	101.90																								X	X	X	X	X	X	X	X			
	J78 - 8.85 X 15 Over 8.85 X 15 Blackwall	83.00	5.81	109.15	114.96																																X	X	X	X	X	X

★ STATE AND LOCAL TAXES NOT INCLUDED

(3067)
Rev. 6-68

FACTORY INSTALLED OPTIONAL EQUIPMENT & ACCESSORIES 1969 MODEL PRICES-WHEN INSTALLED BY OLDSMOBILE "X" INDICATES AVAILABILITY

Symbol	DESCRIPTION	Dealer Net	Factory Delivery & Handling Charge	List Price	Mfr's ★ Suggested Retail Delivered Price
P81	Fiberglass Belted Red Stripe Tires				
	F70 - 7.75 X 14 Over F70 - 7.75 X 14 Red Stripe	$ 19.00	$ 1.33	$ 25.00	$ 26.33
	F70 - 7.75 X 14 Over 7.75 X 14 Blackwall	64.60	4.52	85.00	89.52
	(Available Only With W31 on 3277 Model)				
PL5	Wide Oval BW Tires - White Raised Letters				
	F70 - 7.75 X 14 Blackwall Over F70 - 7.75 X 14 Red Stripe	19.00	1.33	25.00	26.33
	F70 - 7.75 X 14 Blackwall Over 7.75 X 14 Blackwall.	64.60	4.52	85.00	89.52
	(Available Only With W31 on 3277 Model)				
PQ9	Custom Whitewall Polyester Tires				
	7.75 X 14 Over 7.75 X 14 Blackwall	35.70	2.50	47.00	49.50
	8.25 X 14 Over 8.25 X 14 Blackwall (Without C28 on Model 4855)	42.90	3.00	56.50	59.50
	8.55 X 14 Over 8.55 X 14 Blackwall (With C28 on Model 4855)	46.50	3.26	61.15	64.41
	8.55 X 15 Over 8.55 X 15 Blackwall	46.50	3.26	61.15	64.41
	8.85 X 15 Over 8.85 X 15 Blackwall	52.10	3.65	68.60	72.25
T60	Special Battery - 70 Amp. - H.R. (Mandatory With L31 Option)	5.30	.37	7.00	7.37
T87	Cornering Lamp (Not Available With SM Column Shift)	26.60	1.86	35.00	36.86
U11	Certified Police Speedometer (Available Only For Police Usage)	2.30	.16	3.00	3.16
U15	Safety Sentinel	8.40	.59	11.00	11.59
U21	Rocket Rally Pac	60.80	4.26	80.00	84.26

F-85		CUTLASS L-6						CUTLASS V-8						Cutlass Supreme			442			Vista Cruiser		DELTA 88				Delta 88 Custom			Ro y a l 4 2	NINETY-EIGHT							TORO
Lsb	V8	Sports Coupe	Sports Coupe	Station Wagon	Holiday Sedan	S.Convertible	Town Sedan	S.Sports Coupe	S Holiday Coupe	Station Wagon	Holiday Sedan	S.Convertible	Town Sedan	S.Sports Coupe	S Holiday Coupe	Holiday Sedan	Town Sedan	Holiday Coupe	Convertible	Sports Coupe	Holiday Coupe	2-Seat	3-Seat	Holiday Coupe	Holiday Sedan	Convertible	Town Sedan	Holiday Coupe	Holiday Sedan	Town Sedan	Holiday Coupe	Holiday Sedan	Holiday Coupe	Convertible	Town Sedan	Luxury Sedan Hardtop	Luxury Sedan	Toronado
3177	3277	3335	3339	3567	3569	3577	3587	3635	3639	3667	3669	3677	3687	4239	4269	4287	4467	4477	4487	4855	4865	5437	5439	5467	5469	6437	6439	6469	6647	8439	8457	8467	8469	8839	8869	9487
																	X	X	X																	
	X			X		X	X	X			X		X	X																						
																	X	X	X																	
	X			X		X	X	X			X		X	X																						
	X	X		X	X	X	X	X	X	X	X	X	X	X	X	X					X															
			X							X												X														
																					X	X														
																							X	X	X	X	X	X	X	X	X	X	X	X	X	X	
	X									X	X	X	X	X	X	X	X	X	X			X	X													
	X									X	X	X	X	X	X	X	X	X	X			X	X	X	X	X	X	X	X	X	X	X	X	X	X	
	X	X	X	X	X	X	X	X	X	X	X	X	X	X	X	X	X	X	X	X	X	X	X	X	X	X	X	X	X	X	X	X	X	X	X	
	X									X	X	X	X	X	X	X	X	X	X			X	X													

★ STATE AND LOCAL TAXES NOT INCLUDED

(3067)
Rev. 6-68

FACTORY INSTALLED OPTIONAL EQUIPMENT & ACCESSORIES 1969 MODEL PRICES-WHEN INSTALLED BY OLDSMOBILE "X" INDICATES AVAILABILITY

Symbol	DESCRIPTION	Dealer Net	Factory Delivery & Handling Charge	List Price	Mfr's ★ Suggested Retail Delivered Price	F-85 Lg	F-85 Sp	CUTLASS L-6						CUTLASS V-8						Cutlass Supreme			442			Vista Cruiser		DELTA 88			Delta Custom 88			Royale	NINETY-EIGHT						TORO
						Sports Coupe	Sports Coupe	Station Wagon	Holiday Sedan	S.Convertible	Town Sedan	S.Sports Coupe	S.Holiday Coupe	Station Wagon	Holiday Sedan	S.Convertible	Town Sedan	S.Sports Coupe	S.Holiday Coupe	Holiday Sedan	Town Sedan	Holiday Coupe	Convertible	Sports Coupe	Holiday Coupe	2-Seat	3-Seat	Holiday Coupe	Holiday Sedan	Convertible	Town Sedan	Holiday Coupe	Holiday Sedan	Town Sedan	Holiday Coupe	Holiday Sedan	Holiday Coupe	Convertible	Town Sedan	Luxury Sedan Hardtop	Luxury Sedan	Toronado
						3177	3277	3535	3539	3567	3569	3577	3587	3635	3639	3667	3669	3677	3687	4239	4269	4287	4467	4477	4487	4855	4865	5437	5439	5467	5469	6437	6439	6469	6847	8439	8457	8467	8469	8839	8869	9487
U29	Instrument Panel Courtesy Lamps	$ 4.60	$ .32	$ 6.00	$ 6.32	X	X					X	X					X	X			X		X	X																
	(Standard on 3677, 3687, 4287, 4477, 4487 SM and	9.10	.64	12.00	12.64			X	X		X			X	X		X			X	X					X	X													
	FS When D55 is Ordered)	6.10	.43	8.00	8.43																							X	X		X										
U35	Electric Clock	12.20	.85	16.00	16.85	X	X	X	X	X	X	X	X	X	X	X	X	X	X	X	X	X	X	X	X	X	X	X	X	X	X	X	X	X	X						
	(Not Available With U21 Option)																																								
U57	Stereo Tape Player																																								
	With U58	84.40	5.91	111.00	116.91	X	X	X	X	X	X	X	X	X	X	X	X	X	X	X	X	X	X	X	X	X	X	X	X	X	X	X	X	X	X	X	X	X	X	X	X
	Without U58	96.50	6.76	127.00	133.76	X	X	X	X	X	X	X	X	X	X	X	X	X	X	X	X	X	X	X	X	X	X	X	X	X	X	X	X	X	X	X	X	X	X	X	X
	(Includes Rear Seat Speaker)																																								
	(Must Get U58, U59, U63 or U69 Option)																																								
U58	AM-FM Stereophonic Radio	171.80	12.03	226.00	238.03	X	X	X	X	X	X	X	X	X	X	X	X	X	X	X	X	X	X	X	X	X	X	X	X	X	X	X	X	X	X	X	X	X	X	X	X
	(Includes Rear Seat Speaker)																																								
U59	AM-FM Signal Seeker Tuning Radio	125.40	8.78	165.00	173.78																							X	X	X	X	X	X	X	X	X	X	X	X	X	X
U63	Deluxe Pushbutton Radio	50.20	3.51	66.00	69.51	X	X	X	X	X	X	X	X	X	X	X	X	X	X	X	X	X	X	X	X	X	X														
		62.70	4.39	82.50	86.89																							X	X	X	X	X	X	X	X	X	X	X	X	X	X
U69	AM-FM Radio	96.50	6.76	127.00	133.76	X	X	X	X	X	X	X	X	X	X	X	X	X	X	X	X	X	X	X	X	X	X														
U71	Power Radio Antenna	22.80	1.60	30.00	31.60																							X	X	X	X	X	X	X	X	X	X	X	X	X	X
	(Front)																																								
U75	Electric Antenna	22.80	1.60	30.00	31.60	X	X		X	X	X	X	X		X	X	X	X	X	X	X	X	X	X	X			X	X	X	X	X	X	X	X	X	X	X	X	X	X
	(Rear)																																								
U80	Bi-Phonic Rear Radio Speaker	12.20	.85	16.00	16.85	X	X	X	X	X	X	X	X	X	X	X	X	X	X	X	X	X	X	X	X	X	X	X	X	X	X	X	X	X	X	X	X	X	X	X	X
	(Included in U57 or U58 Options)																																								

★ STATE AND LOCAL TAXES NOT INCLUDED

(3067)
Rev. 6-68

FACTORY INSTALLED OPTIONAL EQUIPMENT & ACCESSORIES 1969 MODEL PRICES-WHEN INSTALLED BY OLDSMOBILE "X" INDICATES AVAILABILITY

Symbol	DESCRIPTION	Dealer Net	Factory Delivery & Handling Charge	List Price	Mfr's ★ Suggested Retail Delivered Price
U89	Trailer Electrical Wiring Harness	$ 7.60	$ .53	$ 10.00	$ 10.53
U90	Roof Flasher Wiring Harness (Includes Roof Panel Reinforcement) (Available Only for Police Usage)	12.20	.85	16.00	16.85
V01	Heavy-Duty Radiator (4400 Series With W30) (4400 Without W30) (Mandatory and Available Only With 3.91 or 4.33 Axles) (Not Available With C60 or Y72 Options)	15.20 26.60	1.06 1.86	20.00 35.00	21.06 36.86
V02	Heavy-Duty Radiator (Mandatory and Available Only With 3.42 Axle) (Not Available With C60 or Y72 Options)	11.40	.80	15.00	15.80
V55	Chrome Rooftop Luggage Carrier	45.60	3.19	60.00	63.19
V56	Underfloor Locker-Lock and Trim	9.10	.64	12.00	12.64
VE1	Rear Guard Rubber Bumper Insert	5.30	.37	7.00	7.37
W30	Force-Air Induction System - 400 (Available as Special Order Only) (T60 Standard) (G80 Mandatory) (V01 Mandatory With 3.91 or 4.33 Axle Ratios) (V02 Mandatory With 3.42 Axle Ratio) (M21 or M40 Transmission Mandatory) (3.42, 3.91 or 4.33 Axle Ratio Mandatory) (W42 Dual Hood Stripe Standard) (Not Available With C60, J50, JL2 or Y72 Options)	190.00	13.30	250.00	263.30

Symbol	F-85 L6 Sports Coupe 3177	F-85 V8 Sports Coupe 3277	CUTLASS L-6 Station Wagon 3535	CUTLASS L-6 Holiday Sedan 3539	CUTLASS L-6 S.Convertible 3567	CUTLASS L-6 Town Sedan 3569	CUTLASS L-6 S.Sports Coupe 3577	CUTLASS L-6 S.Holiday Coupe 3587	CUTLASS V-8 Station Wagon 3635	CUTLASS V-8 Holiday Sedan 3639	CUTLASS V-8 S.Convertible 3667	CUTLASS V-8 Town Sedan 3669	CUTLASS V-8 S.Sports Coupe 3677	CUTLASS V-8 S.Holiday Coupe 3687	Cutlass Supreme Holiday Sedan 4239	Cutlass Supreme Town Sedan 4269	Cutlass Supreme Holiday Coupe 4287	442 Convertible 4467	442 Sports Coupe 4477	442 Holiday Coupe 4487	Vista Cruiser 2-Seat 4855	Vista Cruiser 3-Seat 4865	DELTA 88 Holiday Coupe 5437	DELTA 88 Holiday Sedan 5439	DELTA 88 Convertible 5467	DELTA 88 Town Sedan 5469	Delta 88 Custom Holiday Coupe 6437	Delta 88 Custom Holiday Sedan 6439	Delta 88 Custom Town Sedan 6469	ROYALE Holiday Coupe 6647	NINETY-EIGHT Holiday Sedan 8439	NINETY-EIGHT Holiday Coupe 8457	NINETY-EIGHT Convertible 8467	NINETY-EIGHT Town Sedan 8469	NINETY-EIGHT Luxury Sedan Hardtop 8639	NINETY-EIGHT Luxury Sedan 8669	TORO Toronado 9487
U89	X	X	X	X	X	X	X	X	X	X	X	X	X	X	X	X	X	X	X	X	X	X	X	X	X	X	X	X	X	X	X	X	X	X	X	X
U90																									X		X			X	X					
V01		X							X	X	X	X	X	X	X	X	X	X	X	X	X															
V02		X							X	X	X	X	X	X	X	X	X	X	X	X	X															
V55			X						X													X	X													
V56			X						X													X	X													
VE1	X	X		X	X	X	X	X		X	X	X	X	X	X	X	X	X	X	X	X															
W30																		X	X	X																

★ STATE AND LOCAL TAXES NOT INCLUDED

(3067)
Rev. 6-68

FACTORY INSTALLED OPTIONAL EQUIPMENT & ACCESSORIES 1969 MODEL PRICES-WHEN INSTALLED BY OLDSMOBILE "X" INDICATES AVAILABILITY

Symbol	DESCRIPTION	Dealer Net	Factory Delivery & Handling Charge	List Price	Mfr's ★ Suggested Retail Delivered Price
W31	Force-Air Induction System - 350	$224.20	$ 15.69	$295.00	$310.69
	(W42-Dual Hood Stripe is Standard)				
	(Mandatory With This Option 3.42, 3.91 or 4.33 Axle Ratios G80, M14, M20, M21 or M38 Transmissions, and N10)				
	(V01 Mandatory With 3.91 or 4.33 Axle Ratios)				
	(V02 Mandatory With 3.42 Axle Ratios)				
	(Not Available With C60, J50, JL2, L74 or Y72 Options)				
W34	Performance Package	34.20	2.39	45.00	47.39
	(High Performance Engine, Special Transmission - Type OM, and Dual Exhaust System)				
W39	Deluxe Belts, Front and Rear Lap, Front Shoulder	9.90	.69	13.00	13.69
	(With A52 or A65)	9.90	.69	13.00	13.69
		8.70	.61	11.50	12.11
	(With A51)	8.70	.61	11.50	12.11
		12.20	.85	16.00	16.85
W40	Special Paint - "Firemist" Solid Color	114.40	8.01	150.50	158.51
W42	Dual Hood Stripe	13.70	.96	18.00	18.96
	(Included in W30 and W31)				
Y60	Visor Vanity Mirror, Luggage Comp. Lamp, Underhood Lamp, Glove Box Lamp, Ash Tray Lamp, Mirror With Map Lamp	11.90	.83	15.60	16.43
Y60	Visor Vanity Mirror, Underhood Lamp, Glove Box Lamp, Ash Tray Lamp, Mirror With Map Lamp	10.60	.74	14.00	14.74
Y60	Visor Vanity Mirror, Luggage Comp. Lamp, Underhood Lamp, Glove Box Lamp, Mirror With Map Lamp	10.30	.72	13.60	14.32

Symbol	F-85 L6 Sports Coupe 3177	F-85 V8 Sports Coupe 3277	CUTLASS L-6 Station Wagon 3535	CUTLASS L-6 Holiday Sedan 3539	CUTLASS L-6 S.Convertible 3567	CUTLASS L-6 Town Sedan 3569	CUTLASS L-6 S.Sports Coupe 3577	CUTLASS L-6 S.Holiday Coupe 3587	CUTLASS V-8 Station Wagon 3635	CUTLASS V-8 Holiday Sedan 3639	CUTLASS V-8 S.Convertible 3667	CUTLASS V-8 Town Sedan 3669	CUTLASS V-8 S.Sports Coupe 3677	CUTLASS V-8 S.Holiday Coupe 3687	Cutlass Supreme Holiday Sedan 4239	Cutlass Supreme Town Sedan 4269	Cutlass Supreme Holiday Coupe 4287	442 Convertible 4467	442 Sports Coupe 4477	442 Holiday Coupe 4487	Vista Cruiser 2-Seat 4855	Vista Cruiser 3-Seat 4865	DELTA 88 Holiday Coupe 5437	DELTA 88 Holiday Sedan 5439	DELTA 88 Convertible 5467	DELTA 88 Town Sedan 5469	Delta Custom 88 Holiday Coupe 6437	Delta Custom 88 Holiday Sedan 6439	Delta Custom 88 Town Sedan 6469	Delta Custom 88 Holiday Coupe 6647	Ro y a l e Holiday Sedan 8439	NINETY-EIGHT Holiday Coupe 8457	NINETY-EIGHT Convertible 8467	NINETY-EIGHT Town Sedan 8469	NINETY-EIGHT Luxury Sedan Hardtop 8639	NINETY-EIGHT Luxury Sedan 8669	TORO Toronado 9487
W31		X									X		X	X																					
W34																																				X
W39	X	X	X	X		X	X	X	X	X		X	X	X	X	X					X		X	X		X	X	X	X	X						X
																	X		X	X																
																	X		X	X																
							X	X					X	X																X							
W40	X	X	X	X	X	X	X	X	X	X	X	X	X	X	X	X	X	X	X	X	X	X	X	X	X	X	X	X	X	X	X	X	X	X	X	X
W42																		X	X	X																
Y60	X	X		X		X	X	X		X		X	X	X																						
Y60			X						X																											
Y60					X						X				X	X	X	X	X	X																

★ STATE AND LOCAL TAXES NOT INCLUDED

(3067)
Rev. 6-68

FACTORY INSTALLED OPTIONAL EQUIPMENT & ACCESSORIES 1969 MODEL PRICES-WHEN INSTALLED BY OLDSMOBILE "X" INDICATES AVAILABILITY

Symbol	DESCRIPTION	Dealer Net	Factory Delivery & Handling Charge	List Price	Mfr's ★ Suggested Retail Delivered Price	F-85		CUTLASS L-6						CUTLASS V-8						Cutlass Supreme			442			Vista Cruiser		DELTA 88				Delta Custom 88			Royale	NINETY-EIGHT						TOR O
						6	V8																																			
						Sports Coupe	Sports Coupe	Station Wagon	Holiday Sedan	S.Convertible	Town Sedan	S.Sports Coupe	S.Holiday Coupe	Station Wagon	Holiday Sedan	S.Convertible	Town Sedan	S.Sports Coupe	S.Holiday Coupe	Holiday Sedan	Town Sedan	Holiday Coupe	Convertible	Sports Coupe	Holiday Coupe	2-Seat	3-Seat	Holiday Coupe	Holiday Sedan	Convertible	Town Sedan	Holiday Coupe	Holiday Sedan	Town Sedan	Holiday Coupe	Holiday Sedan	Holiday Coupe	Convertible	Town Sedan	Luxury Sedan Hardtop	Luxury Sedan	Toronado
						3177	3277	3535	3539	3567	3569	3577	3587	3635	3639	3667	3669	3677	3687	4239	4269	4287	4467	4477	4487	4855	4865	5437	5439	5467	5469	6437	6439	6469	6847	8439	8457	8467	8469	8639	8659	9487
Y60	Visor Vanity Mirror, Underhood Lamp, Glove Box Lamp, Mirror With Map Lamp	$ 9.10	$ .64	$ 12.00	$ 12.64																					X	X														
Y60	Visor Vanity Mirror, Luggage Comp. Lamp, Underhood Lamp, Glove Box Lamp, Mirror With Map Lamp	10.60	.74	14.00	14.74																							X	X	X	X	X	X	X							
Y60	Visor Vanity Mirror, Luggage Comp. Lamp, Underhood Lamp, Mirror With Map Lamp (Except With Y69 on Model 9487)	8.50	.60	11.20	11.80																													X	X	X	X	X	X	X	X
Y60	Visor Vanity Mirror, Luggage Comp. Lamp, Underhood Lamp & Comb.Courtesy and Warning Door Lamp, Mirror With Map Lamp (With Y69 Only)	18.00	1.26	23.70	24.96																																				X
Y62	Special Paint-Solid Color	60.00	4.20	79.00	83.20	X	X	X	X	X	X	X	X	X	X	X	X	X	X	X	X	X	X	X	X	X	X	X	X	X	X	X	X	X	X	X	X	X	X	X	X
Y66	Special Paint - Two Tone	82.50	5.78	108.50	114.28	X	X		X		X	X	X		X		X	X	X	X	X	X		X	X																	
		75.60	5.29	99.50	104.79			X						X												X	X															
		90.40	6.33	119.00	125.33																							X	X		X	X	X	X	X	X	X		X	X	X
Y67	Deluxe Interior Equipment	16.00	1.12	21.00	22.12																							X													
		22.00	1.54	29.00	30.54																								X												
		24.30	1.70	32.00	33.70																									X											
		14.40	1.01	19.00	20.01																										X										
Y69	Custom Interior Trim	125.40	8.78	165.00	173.78																																				X
Y70	Body Side Paint Stripe	7.60	.53	10.00	10.53																																				X

★ STATE AND LOCAL TAXES NOT INCLUDED

(3067)
Rev. 6-68

FACTORY INSTALLED OPTIONAL EQUIPMENT & ACCESSORIES 1969 MODEL PRICES-WHEN INSTALLED BY OLDSMOBILE "X" INDICATES AVAILABILITY

Symbol	DESCRIPTION	Dealer Net	Factory Delivery & Handling Charge	List Price	Mfr's ★ Suggested Retail Delivered Price
Y71	Custom Interior Trim				
	(With Y67)	$ 83.60	$ 5.85	$110.00	$115.85
	(With Y67)	83.60	5.85	110.00	115.85
	(With Y67)	64.60	4.52	85.00	89.52
	(Without Y67)	91.20	6.38	120.00	126.38
	(Without Y67)	94.20	6.59	124.00	130.59
	(Without Y67)	70.70	4.95	93.00	97.95
Y72	Heavy-Duty Engine Cooling Equipment				
	(Without C60)	41.80	2.93	55.00	57.93
	(With C60)	15.20	1.06	20.00	21.06
	(Without C60 or C61)	41.80	2.93	55.00	57.93
	(With C60 or C61)	15.20	1.06	20.00	21.06
	(With C60 or C61)	3.80	.27	5.00	5.27
	(Not Available With 3.42, 3.91 or 4.33 Axle Ratios)				
	(Not Available With V01 or V02 Options)				
	(Mandatory With L32 Option on 5400, 6400, 6600)				
Y73	Hood Paint Stripe	7.60	.53	10.00	10.53
	(Not Available With W30, W31 or W42 Option)				
Y74	Delete Side Stripe Paint Option	N/C	N/C	N/C	N/C

F-85		CUTLASS L-6						CUTLASS V-8						Cutlass Supreme				442		Vista Cruiser		DELTA 88				Delta 88 Custom				ROYALE	NINETY-EIGHT						TORO
L6	V8																																			
Sports Coupe	Sports Coupe	Station Wagon	Holiday Sedan	s.Convertible	Town Sedan	s.Sports Coupe	s.Holiday Coupe	Station Wagon	Holiday Sedan	s.Convertible	Town Sedan	s.Sports Coupe	s.Holiday Coupe	Holiday Sedan	Town Sedan	Holiday Coupe	Convertible	Sports Coupe	Holiday Coupe	2-Seat	3-Seat	Holiday Coupe	Holiday Sedan	Convertible	Town Sedan	Holiday Coupe	Holiday Sedan	Town Sedan	Holiday Coupe	Holiday Sedan	Holiday Coupe	Holiday Sedan	Convertible	Town Sedan	Luxury Sedan Hardtop	Luxury Sedan	Toronado
3177	3277	3535	3539	3567	3569	3577	3587	3635	3639	3667	3669	3677	3687	4239	4269	4287	4467	4477	4487	4855	4865	5437	5439	5467	5469	6437	6439	6469	6647	8439	8457	8467	8469	8639	8669	9487
																						X														
																							X													
																									X											
																						X														
																							X													
																									X											
X	X	X	X	X	X	X	X	X	X	X	X	X	X	X	X	X	X	X	X	X	X															
X	X	X	X	X	X	X	X	X	X	X	X	X	X	X	X	X	X	X	X	X	X															
																						X	X	X	X	X	X	X	X	X	X	X	X	X	X	X
																						X	X	X	X	X	X	X	X	X	X	X	X	X	X	
					X		X	X			X		X	X																							X
																														X	X	X	X	X	X	

★ STATE AND LOCAL TAXES NOT INCLUDED

FACTORY INSTALLED OPTIONAL EQUIPMENT & ACCESSORIES

F-85, Cutlass S, Cutlass, Cutlass Supreme, 4-4-2, and Vista Cruiser

Production Installed Accessory Groupings - 1969 Model Prices

	3100 and 3200		3500 and 3600						4200 and 4400			4800	
	Group 1	Group 2	Group 1	Group 1	Group 1	Group 2	Group 2	Group 2	Group 1	Group 2	Group 2	Group 1	Group 2
	3177 3277	3177 3277	3539 3569 3577 3587 3639 3669 3677 3687	3535 3635	3567 3667	3539 3569 3577 3587 3639 3669 3677 3687	3535 3635	3567 3667	4239 4269 4287 4467 4477 4487	4239 4269 4287 4477 4487	4467	4855 4865	4855 4865
Symbol and Description	Only	Only	Only	Only	Only	Only	Only	Only	Only	Only	Only	Only	Only
A91 Power Trunk Lid Latch		A91				A91		A91		A91	A91		
B93 Chrome Door Edge Guard Mouldings	B93	B93	B93+	B93	B93	B93+	B93	B93	B93+	B93+	B93	B93	B93
N30 Deluxe Steering Wheel	N30	N30	Std.	Std.	Std.	Std.	Std.	Std.	Std.	Std.	Std.	Std.	
U29 Instrument Panel Courtesy		U29			Std.	U29++	U29	Std.		U29++	Std.		U29
U35 Electric Clock		U35				U35	U35	U35		U35	U35		U35
U58 AM-FM Stereo Radio	U58*	U58*	U58*	U58*	U58*	U58*	U58*	U58*	U58*	U58*	U58*	U58*	U58*
U63 Deluxe Pushbutton Radio	U63	U63	U63	U63	U63	U63	U63	U63	U63	U63	U63	U63	U63
U69 AM-FM Radio	U69**	U69**	U69**	U69**	U69**	U69**	U69**	U69**	U69**	U69**	U69**	U69**	U69**
1. D34 Visor Vanity Mirror	D34	D34	D34	D34	D34	D34	D34	D34	D34	D34	D34	D34	D34
2. U25 Luggage Compartment Lamp	U25	U25	U25		U25	U25		U25	U25	U25	U25		
3. U26 Underhood Lamp	U26	U26	U26	U26	U26	U26	U26	U26	U26	U26	U26	U26	U26
4. U27 Glove Box Lamp	U27	U27	U27	U27	U27	U27	U27	U27	U27	U27	U27	U27	U27
5. U28 Ashtray Lamp	U28	U28	U28	U28	Std.	U28	U28	Std.	Std.	Std.	Std.	Std.	Std.
6. UF1 Mirror with Map Lamp	UF1	UF1	UF1	UF1	UF1	UF1	UF1	UF1	UF1	UF1	UF1	UF1	UF1
Dealer Net***	$ 77.30	$ 104.70	$ 68.60	$ 67.30	$ 64.30	$ 100.50	$ 88.60	$ 87.10	$ 67.00	$ 98.90	$ 87.10	$ 65.80	$ 87.10
Factory D & H***	5.41	7.32	4.80	4.71	4.50	7.03	6.20	6.09	4.69	6.92	6.09	4.61	6.10
List Price***	101.60	137.60	90.10	88.50	84.60	132.10	116.50	114.60	88.10	130.10	114.60	86.50	114.50
Mfr. Sug't. Retail Delivered Price***	107.01	144.92	94.90	93.21	89.10	139.13	122.70	120.69	92.79	137.02	120.69	91.11	120.60

*The above prices are based on "U63" Deluxe Push button Radio; if "U58" - AM-FM Stereophonic Radio is ordered, Add Dealer Net $121.60 Factory D & H $8.52 List Price $160.00 Mfr's. Sug't. Retail Del. Price $168.52

**The above prices are based on "U63" Deluxe Radio; if U69 AM-FM Radio is ordered, Add Dealer Net $46.30 Factory D & H $3.25 List Price $61.00 Mfr's. Sug't. Retail Del. Price $64.25

++The above prices based on 4 door models; if 2 door model is ordered deduct Dealer Net $4.50 - Factory D & H $ .32 - List Price $6.00 - Mfrs. Sug't. Retail Price $6.32

***Prices listed for the various groups are the sum of the prices of the component items in the group.

+The above prices based on 4 door models; if 2 door model is ordered deduct Dealer Net $2.70-Factory D & H$ .19- List Price$3.50 - Mfr's. Sug't. Retail Price $3.69

Note: State and local taxes are not included in Manufacturer's Suggested Retail Delivered Price.

FACTORY INSTALLED OPTIONAL EQUIPMENT & ACCESSORIES

Delta 88, Delta Custom 88, Delta 88 Royale, Ninety-Eight and Toronado

Production Installed Accessory Groupings - 1969 Model Prices

		5400			6400 and 6600				8400, 8600 and 9400	
		Group 1	Group 2	Group 2	Group 1	Group 1	Group 2	Group 2	Group 1	Group 1
		5439 5467 5469	5439 5469 5437	5467	6439 6469 6437	6647	6439 6469 6437	6647	8439 8457 8467 8469 8639 8669 9487	9487 with option Y69
	SYMBOL AND DESCRIPTION	Only	Only	Only	Only	Only	Only	Only	Only	Only
	A91 Power Trunk Lid Latch		A91	A91			A91	A91	A91	A91
	B93 Chrome Door Edge Guard Moulding	B93+	B93+	B93	B93+	B93	B93+	B93	B93+	B93
	N30 Deluxe Steering Wheel	N30	N30	N30	Std.	Std.	Std.	Std.	Std.	Std.
	U29 Instrument Panel Courtesy Lamps		U29	Std.	Std.	Std.	Std.	Std.	Std.	Std.
	U35 Electric Clock		U35	U35		Std.	U35	Std.	Std.	Std.
	U58 AM-FM Stereophonic Radio	U58*	U58*	U58*	U58*	U58*	U58*	U58*	U58*	U58*
	U59 AM-FM Signal Seeker Tuning Radio	U59**	U59**	U59**	U59**	U59**	U59**	U59**	U59**	U59**
	U63 Deluxe Push button Radio	U63	U63	U63	U63	U63	U63	U63	U63	U63
	1. D34 Visor Vanity Mirror	D34	D34	D34	D34	D34	D34	D34	D34	D34
	2. U25 Luggage Compartment Lamp	U25	U25	U25	U25	U25	U25	U25	U25	U25
Y60	3. U26 Underhood Lamp	U26	U26	U26	U26	U26	U26	U26	U26	U26
	4. U27 Glove Box Lamp	U27	U27	U27	U27	Std.	U27	Std.	Std.	Std.
	5. UF1 Mirror With Map Lamp	UF1	UF1	UF1	UF1	UF1	UF1	UF1	UF1	UF1
	6. C90 Combination Courtesy & Warning Door Lamp									C90
	Dealer Net***	$ 91.20	$ 120.10	$ 111.30	$ 79.80	$ 75.00	$ 102.60	$ 85.60	$ 88.30	$ 95.10
	Factory D & H***	6.39	8.41	7.79	5.59	5.26	7.18	6.00	6.19	6.66
	List Price***	120.00	158.00	146.50	105.00	98.70	135.00	112.70	116.20	125.20
	Mfr. Sug't. Retail Delivered Price***	126.39	166.41	154.29	110.59	103.96	142.18	118.70	122.39	131.86

*The above prices are based on "U63" Deluxe Push button Radio; if "U58" - AM-FM Stereophonic Radio is ordered, Add Dealer Net $109.10 Factory D & H $7.64 List Price $143.50 Mfr's. Sug't. Retail Del. Price $151.14

**The above prices are based on "U63" Deluxe Radio; if U59 AM-FM Signal Seeker Radio is ordered, Add Dealer Net $62.70 Factory D & H $4.39 List Price $82.50 Mfr's. Sug't. Retail Del. Price $86.89

***Prices listed for the various groups are the sum of the prices of the component items in the group.

+The above prices based on 4 door models; if 2 door model is ordered deduct Dealer Net $2.70 - Factory D & H $ .19 - List Price $3.50 - Mfr's. Sug't. Retail Price $3.69

Note: State and local taxes are not included in Manufacturer's Suggested Retail Delivered Price.

OLDSMOBILE DIVISION GENERAL MOTORS CORPORATION LANSING — MICHIGAN

EXTERIOR PAINT CHART								
COLOR CODES & NAMES				SOURCE REFERENCES			WHEEL ENAMEL	
GM CODE	"WA" CODE	SALES CODE	SALES NAME	DU PONT	RINSHED-MASON	(C) FORBES	DU PONT	RINSHED-MASON
10	848	A	EBONY BLACK	926-96459	L61KD005	870-848	G780-76600	E29KD001
40	3313	Y	SAFFRON	926-96908	L67YD013	870-3313	G780-96908	E29YD015
(D) 50	3967	C	CAMEO WHITE	926-99642	L67WD007	870-3967	G780-93774	E29WD008
51	3855	E	TROPHY BLUE	927-99339	L68BD024	870-3855	G793-99339	E29BD003
52	3921	R	CRIMSON	926-99331	L67RD009	870-3921	G780-99331	E29RD001
53	3850	D	NASSAU BLUE	927-99338	L68BD023	870-3850	G793-99338	E29BD002
55	3851	K	TAHITIAN TURQUOISE	927-99337	L68BD022	870-3851	G973-99337	E29BD001
57	3886	M	GLADE GREEN	927-99410	L68GD019	870-3886	G973-99410	E29GD005
59	3863	H	MEADOW GREEN	927-99335	L68GD017	870-3863	G793-99335	E29GD004
61	3923	B	SABLE	927-99334	L68ND017	870-3923	G793-99334	E29ND007
63	3628	S	PALOMINO GOLD	927-98369	L68ND063	870-3628	G793-98369	E29ND047
65	3922	G	TOPAZ	927-99500	L68LD007	870-3922	G793-99333	E29LD004
67	3307	N	BURGUNDY MIST	927-97213	L68-RD008	870-3307	G793-97213	E29RD009
(D) 69	3927	P	PLATINUM	927-99480	L68AD007	870-3927	G793-98923	E29AD002
75	3925	J	AZTEC GOLD	927-99358	L68LD008	870-3925	G793-99358	E29LD005

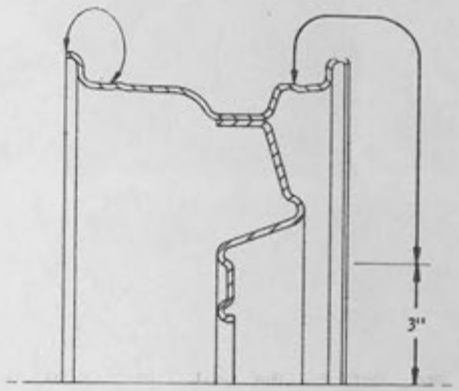

NOTE:
UNDERSIDE OF FENDERS ARE TO BE PAINTED PER PAINT SPECIFICATION CHART #386230, SECTION 1, PAGE 1A.

(E) 34200 AND 34800 SERIES MODELS ARE TO BE PAINTED ARGENT, CODE 302, BELOW BODY SIDE AND FENDER MOLDINGS.

NOTE: WHEELS ARE TO BE PAINTED EBONY BLACK (R-M E29K001 OR DU PONT 780-76600) WITH WHEELS DISCS.

WHEELS ARE PAINTED LOWER BODY COLOR FOR CARS EQUIPPED WITH HUB CAPS.

(G) PAINT TIRE MOUNTING BEADS AND FRONT SURFACES OF WHEEL TO WITHIN A THREE INCH RADIUS OF WHEEL CENTERLINE. LIGHT FOGGING PERMITTED ON BALANCE OF WHEEL.

BRAKE DRUM OUTER SURFACE IS TO BE PAINTED CODE #384 WHEN P05, N66 OR (B) P37 WHEELS ARE SPECIFIED AS SHOWN ON DRAWING #400698 (F)

PAINT STRIPE COLORS					
SALES CODE	"WSA" CODE	COLOR	DU PONT	RINSHED-MASON	
A	848	BLACK	898-98685	L55KD006	
C	2661	WHITE	898-98686	L55WD023	
E	3919	BLUE	898-99618	L55BD006	(A)
G	3918	GOLD	898-99617	L55LD005	(A)
R	3894	RED	926-F-49622	L55RD003	

SHEET 1 OF 8

DATE	SYM	REVISION	DR.	CK.	DATE	SYM	REVISION	DR.	CK.	DATE	SYM	REVISION	DR.	CK.
					3-11-69	G	NOTE REVISED			6-24-68	D2	LINE REVISED		
					2-11-69	F	P37 ADDED			6-24-68	C	COLUMN REVISED		
					7-24-68	L	NOTE ADDED FOR			5-22-68	B	N66 WHEEL ADDED		
							34200-34800 SERIES			5-9-68	A2	DUPONT PAINT		
												NOS. ADDED		

TITLE CHART - PAINT & TRIM SPECIFICATIONS

DATE APRIL 18, 1968
DR. BY GALE GRAY
CHECKED J. Ames
APPR. [illegible]
APPR.

FIRST USED 1969 | OLDSMOBILE PRODUCT INFORMATION MANUAL | MANUAL SEC. O | PAGE 180

REF. | SERIES A | PART NO. 403910

INTERIOR PAINT CHART

COLOR	"W" CODE	DU PONT SEMI-GLOSS LACQUER W30A-	DU PONT FLAT LACQUER WOA-	DU PONT SEMI-GLOSS ENAMEL W30DE-	RINSHED - MASON SEMI-GLOSS LACQUER W30A-	RINSHED - MASON FLAT LACQUER WOA-	RINSHED - MASON SEMI-GLOSS ENAMEL W30DE-	STEERING WHEEL PLASTIC (B) EASTMAN TENITE II	STEERING WHEEL PLASTIC (B) CELANESE FORTICEL
BLACK	848	864-94446	864-56562	796-94446 (A)	L49KD005	L54KD011	E51KD008	R20167	W1020A
MED. GREEN MET.	3863	863-99300		799-99300	L50GD007		E51GD010		
DK. GREEN	3866	864-99413		796-99413	L49GD008		E51GD014	R246960A	W5504-B1
DK. GREEN MET.	3873	863-99348	863-56736	799-99348	L50GD008	L54GD003	E51GD011		
MED. BLUE MET.	3850	863-99380		799-99380	L50BD008		E51BD023		
DK. BLUE	3856	864-99412		796-99412	L49BD007		E51BD026	R246959B	W5502-B1
DK. BLUE MET.	3855	863-99307	863-56732	799-99307	L50BD011	L54BD006	E51BD025		
MED. GOLD	3840	864-99311		796-99311	L49LD004		E51LD010		
DK. GOLD	3841	864-99350	864-56731	796-99350	L49LD016	L54LD002	E51LD011	R2474-18A	W5494-B2
MED. RED	3738	864-99362		796-99362	L49RD002		E51RD001		
DK. RED	3458	864-99310	864-56730	796-99310	L49RD008	L54RD008	E51RD012	R24714E	W5497-B3
SANDALWOOD	3870	864-99349		796-99349	L49HD001		E51HD009		

SHEET 2

DATE	SYM	REVISION	DR.	CK.	DATE	SYM	REVISION	DR.	CK.	DATE	SYM	REVISION	DR.	CK.
										68468	B	S.W. PLASTIC NO.S ADDED	KEH	JF
										68468	A	WAS 796-56562	KEH	JF

TITLE CHART - PAINT & TRIM SPECIFICATIONS

DATE APRIL 17, 1968
DR. BY K LOVELL
CHECKED J. AMES
APPR. [illegible]
APPR.

FIRST USED 1969
REF.
OLDSMOBILE PRODUCT INFORMATION MANUAL
MANUAL SEC. O
PAGE 181
SERIES A
PART NO. 403910

INTERIOR TRIM COMBINATIONS

SERIES & STYLES			TRIM COLORS & NUMBERS: BLACK	GREEN	BLUE	GOLD	RED	ANTIQUE PARCHMENT	
F - EIGHTY FIVE									
33177-33277	CLUB COUPE	(BENCH)	900v	902v	903c	904v		907v	
CUTLASS:									
33569-33669	TOWN SEDAN	(BENCH)	910v	912v	923c	924c			A
33539-33639	HOLIDAY SEDAN	(BENCH)	910v	912v	923c	924c		917v	
33577-33677	"S" CLUB COUPE	(BUCKET) (BENCH)	930v 940v	942v	933v 333c	934v 334c	935v	937v 947v	
33587-33687	"S" HOLIDAY COUPE	(BUCKET) (BENCH)	930v 940v	942v	933v 333c	934v 334c	935v	937v 947v	
33567-33667	"S" CONVERTIBLE	(BUCKET) (BENCH)	930v 940v	942v	933v 943v	934v 944v	935v	937v 947v	
CUTLASS SUPREME:									
34269	TOWN SEDAN	(BENCH)	950c	952v	953c	954c			A
34239	HOLIDAY SEDAN	(NOTCH-BENCH)	960c	962v	963c	964c		967v	
34287	HOLIDAY COUPE	(BUCKET) (NOTCH-BENCH)	970v 980v	982v	973v 983c	974v 984c	975v	977v 987v	
STATION WAGONS:									
33535, 36 - 33635, 36	CUTLASS, 2 SEAT	(BENCH)	910v	912v	913v	914v	915v		
34855, 56	VISTA-CRUISER, 2 SEAT	(BENCH)	990v	992v	993v	994v	995v		
34865, 66	VISTA-CRUISER, 3 SEAT	(BENCH)	990v	992v	993v	994v	995v		

NOTES:

1. "C" AFTER TRIM NO. DENOTES CLOTH & VINYL TRIM.
2. "V" AFTER TRIM NO. DENOTES ALL-VINYL TRIM.
3. ALL BUCKET SEATS ARE STRATO BUCKETS.
4. MODELS MARKED (BENCH) HAVE CONVENTIONAL BENCH SEATS.
5. MODELS MARKED (NOTCH-BENCH) HAVE NOTCH-BACK BENCH W/FOLDING CENTER ARMREST.

SHEET 3

CHART - PAINT & TRIM SPECIFICATIONS

TITLE

FIRST USED 1969

OLDSMOBILE PRODUCT INFORMATION MANUAL

MANUAL SEC. O PAGE 182

SERIES A PART NO. 403910

REF.

DATE APR 16, 1968

DR. BY J. E. CASLER

CHECKED J. Ames

APPR. [illegible]

APPR. [illegible]

DR. CK. DATE SYM REVISION

DR. CK. DATE SYM REVISION

DR. CK. DATE SYM REVISION

DATE SYM REVISION

OLDSMOBILE DIVISION GENERAL MOTORS CORPORATION LANSING — MICHIGAN

RECOMMENDED COLOR USAGE

SINGLE TONE CARS:

CODE	EXTERIOR COLORS	INTERIOR TRIM COLORS: BLACK	GREEN	BLUE	GOLD	RED	ANTIQUE PARCHMENT
10 / A	EBONY BLACK	X	X	X	X	X	X
40 / Y	SAFFRON	X			X		X
Ⓒ 50 / C	CAMEO WHITE	X	X	X	X	X	X
51 / E	TROPHY BLUE	X		X			X
52 / R	CRIMSON	X				X	X
53 / D	NASSAU BLUE	X		X			X
55 / K	TAHITIAN TURQUOISE	X					X
57 / M	GLADE GREEN	X	X				X
59 / H	MEADOW GREEN	X	X				X
61 / B	SABLE	X			X		X
63 / S	PALOMINO GOLD	X			X		X
65 / G	TOPAZ	X			X		X
67 / N	BURGUNDY MIST	X				X	X
Ⓒ 69 / P	PLATINUM	X		X		X	X
75 / J	AZTEC GOLD	X			X		X

Ⓐ Ⓑ

CONVERTIBLE TOP USAGE:

Ⓓ

CODE	COLOR	RECOMMENDED USAGE
A / 1	WHITE	RECOMMENDED WITH ALL COLORS.
B / 2	BLACK	RECOMMENDED WITH ALL COLORS.
C / 3	BLUE	RECOMMENDED WITH A, C, D, E, P ONLY.
P / 6	GOLD	RECOMMENDED WITH A, B, C, G, J, S, Y ONLY.

VINYL ROOF COVER USAGE:

Ⓓ

CODE	COLOR	RECOMMENDED USAGE
B / 2	BLACK	RECOMMENDED WITH ALL COLORS.
C / 3	BLUE	RECOMMENDED WITH A, C, D, E, P ONLY.
E / 5	PARCHMENT	RECOMMENDED WITH ALL COLORS.
F / 8	SABLE	RECOMMENDED WITH A, B, C, G, J, S, Y ONLY.
G / 9	GREEN	RECOMMENDED WITH A, C, H, M ONLY.

SHEET 4

CHART - PAINT & TRIM SPECIFICATIONS

TITLE

FIRST USED 1969

OLDSMOBILE PRODUCT INFORMATION MANUAL

MANUAL SEC. O PAGE 183

SERIES A

PART NO. 403910

REF.

DATE APRIL 18, 1968 DR. BY BILL SCHMIDT CHECKED J. AMES APPR. [illegible] APPR.

DATE	SYM	REVISION	DR.	CK.
2/24/68	D2	OLDS SALES CODES FOR TOP MAT'L. ADDED		
6/24/68	C2	COLOR REVISED		
5/9/68	B	COLUMN REMOVED		
5/9/68	A	COLUMN REVISED		

OLDSMOBILE DIVISION GENERAL MOTORS CORPORATION LANSING — MICHIGAN

RECOMMENDED COLOR USAGE

TWO TONE CARS:

NOTE: TOP & LOWER BODY COLORS MAY BE REVERSED.

EXTERIOR COLORS			TRIM COLORS: BLACK	GREEN	BLUE	GOLD	RED	ANTIQUE PARCHMENT
AY	EBONY BLACK	SAFFRON	X					
AC	EBONY BLACK	CAMEO WHITE	X					X
AR	EBONY BLACK	CRIMSON	X				X	
AD	EBONY BLACK	NASSAU BLUE	X		X			
AK	EBONY BLACK	TAHITIAN TURQUOISE	X					
AH	EBONY BLACK	MEADOW GREEN	X	X				
AS	EBONY BLACK	PALOMINO GOLD	X			X		
AG	EBONY BLACK	TOPAZ	X			X		
AN	EBONY BLACK	BURGUNDY MIST	X				X	
AP	EBONY BLACK	PLATINUM	X					
AJ	EBONY BLACK	AZTEC GOLD	X			X		
CE	CAMEO WHITE	TROPHY BLUE			X			X
CR	CAMEO WHITE	CRIMSON					X	X
CD	CAMEO WHITE	NASSAU BLUE			X			X
CK	CAMEO WHITE	TAHITIAN TURQUOISE						X
CM	CAMEO WHITE	GLADE GREEN		X				X
CH	CAMEO WHITE	MEADOW GREEN		X				X
CB	CAMEO WHITE	SABLE				X		X
CS	CAMEO WHITE	PALOMINO GOLD				X		X
CG	CAMEO WHITE	TOPAZ				X		X
CN	CAMEO WHITE	BURGUNDY MIST					X	X
CJ	CAMEO WHITE	AZTEC GOLD				X		X
ED	TROPHY BLUE	NASSAU BLUE			X			
EP	TROPHY BLUE	PLATINUM			X			
DP	NASSAU BLUE	PLATINUM			X			
MH	GLADE GREEN	MEADOW GREEN		X				
BS	SABLE	PALOMINO GOLD				X		
BG	SABLE	TOPAZ				X		
BJ	SABLE	AZTEC GOLD				X		
GJ	TOPAZ	AZTEC GOLD				X		

Ⓐ Ⓑ

SHEET 5

CHART - PAINT & TRIM SPECIFICATIONS

TITLE

FIRST USED 1969

OLDSMOBILE PRODUCT INFORMATION MANUAL

MANUAL SEC. O PAGE 184

SERIES A PART NO. 403910

REF.

DATE APRIL 16, 1968 DR. BY C. GORDON CHECKED J. AMES APPR. APPR.

DATE	SYM	REVISION	DR.	CK.
6-24-68	C	COLORS REVISED	RCH	JA
5-9-68	B	COLUMN REMOVED	BS	JA
5-9-68	A	COLUMN REVISED	BS	JA

OLDSMOBILE DIVISION GENERAL MOTORS CORPORATION LANSING — MICHIGAN

RECOMMENDED COLOR USAGE FOR PAINT STRIPES

	CODE	EXTERIOR COLORS	PAINT STRIPE COLOR & CODE: A - BLACK	C - WHITE	E - BLUE	G - GOLD	R - RED
	10 / A	EBONY BLACK		X	X	X	X
	40 / Y	SAFFRON	X	X		X	
Ⓐ	50 / C	CAMEO WHITE	X		X	X	X
	51 / E	TROPHY BLUE	X	X	X		
	52 / R	CRIMSON	X	X			X
	53 / D	NASSAU BLUE	X	X	X		
	55 / K	TAHITIAN TURQUOISE	X	X			
	57 / M	GLADE GREEN	X	X			
	59 / H	MEADOW GREEN	X	X			
	61 / B	SABLE	X	X		X	
	63 / S	PALOMINO GOLD	X	X		X	
	65 / G	TOPAZ	X	X		X	
	67 / N	BURGUNDY MIST	X	X			X
Ⓐ	69 / P	PLATINUM	X	X	X		X
	75 / J	AZTEC GOLD	X	X		X	

PAINT STRIPES ARE STANDARD EQUIPMENT ON 4-4-2.

PAINT STRIPES ARE OPTIONAL (Y-70) ON CUTLASS "S".

NOTE:

IT IS RECOMMENDED THAT PAINT STRIPES MATCH TOP COLOR OR INTERIOR TRIM COLOR WHENEVER POSSIBLE.

SHEET 6

DATE	SYM	REVISION	DR.	CK.	DATE	SYM	REVISION	DR.	CK.	DATE	SYM	REVISION	DR.	CK.
										6-24-68	A2	COLOR REVISED	RCH	A

TITLE CHART - PAINT AND TRIM SPECIFICATIONS

DATE APRIL 17, 1968
DR. BY BILL SCHMIDT
CHECKED J. Ames
APPR. [illegible]
APPR.

FIRST USED 1969 | OLDSMOBILE PRODUCT INFORMATION MANUAL | MANUAL SEC. O | PAGE 185

REF. | SERIES A | PART NO. 403910

SEAT / SHOULDER BELTS: (STANDARD TYPE) - STD. EQUIPMENT ALL MODELS. (A)

WEBBING COLOR	RETRACTOR COLOR	BUCKLE COLOR	TRIM COLOR USAGE (SALES NAMES)
BLACK	BLACK	BLACK	BLACK, RED, ANTIQUE PARCHMENT
DK. GREEN	DK. GREEN	DK. GREEN	GREEN
DK. BLUE	DK. BLUE	DK. BLUE	BLUE
MED. GOLD	DK. GOLD	MED. GOLD	GOLD

SEAT / SHOULDER BELTS: (DELUXE TYPE)★ - STD. EQUIPMENT ALL MODELS

WEBBING COLOR	RETRACTOR COLOR	CHROME BUCKLE	TRIM COLOR USAGE (SALES NAMES)
BLACK	BLACK	SATIN/BRITE	BLACK
DK. GREEN	DK. GREEN	SATIN/BRITE	GREEN
DK. BLUE	DK. BLUE	SATIN/BRITE	BLUE
MED. GOLD	DK. GOLD	SATIN/BRITE	GOLD
DK. RED	DK. RED	SATIN/BRITE	RED
SANDALWOOD	BLACK	SATIN/BRITE	ANTIQUE PARCHMENT

★ INCLUDES MINI BUCKLE WITH LOCKING RETRACTOR FOR OUTBOARD FRONT SEAT POSITIONS.

TRUNK TRIM: (STANDARD EQUIPMENT)

TRUNK LINING	TRUNK (K.B.) BOARD	USAGE
TURQ./BLACK NON-WOVEN ON FOAM (1-T-1769)	TURQ./BLACK RANDOM PRINT (967-T-4269)	ALL MODELS

SPARE TIRE COVERS: (STANDARD EQUIPMENT)

DESCRIPTION	COLOR	USAGE
PRINTED K.B. BOARD (RANDOM PRINT)	TURQ./BLACK (967-T-4269)	34200 33600 WITH W29

AUXILIARY FLOOR MATS: (OPTIONAL) - OLDS IBM CODE 4

COLOR	TRIM COMBINATION USAGE
BLACK	900, 907, 910, 917, 930, 937, 940, 947, 950, 960, 967, 970, 977, 980, 987, 990
DK. GREEN	902, 912, 942, 952, 962, 982, 992
DK. BLUE	333, 903, 923, 933, 943, 953, 963, 973, 983, 993
DK. GOLD	334, 904, 924, 934, 944, 954, 964, 974, 984, 994
DK. RED	915, 935, 975, 995

(B)

CONSOLES: (OPTIONAL ON BUCKET SEAT TRIMS)

TRIM COLOR	PAINTED BODY	TRIM COMBINATION NUMBERS
BLACK	BLACK W30A-848	930, 970
BLUE	MED. BLUE MET. W30A-3850	933, 973
GOLD	MED. GOLD W30A-3840	934, 974
RED	MED. RED W30A-3738	935, 975
ANTIQUE PARCHMENT	SANDALWOOD W30A-3870	937, 977

OLDSMOBILE DIVISION GENERAL MOTORS CORPORATION LANSING — MICHIGAN

TITLE CHART - PAINT & TRIM SPECIFICATIONS
DATE APRIL 17 1968
DR. BY C. GORDON
CHECKED J. ATTIES
APPR.
FIRST USED 1969
OLDSMOBILE PRODUCT INFORMATION MANUAL
MANUAL SEC. 0
PAGE 186
REF.
SERIES A
PART NO. 403910

DATE	SYM	REVISION	DR.	CK.
6/24/68	B	957 REMOVED	RN	JA
6/24/68	A	SEAT BELT CHART REVISED	RN	JA

MISCELLANEOUS PARTS REQUIREMENTS

THE PARTS LISTED IN COLUMNS BELOW ARE REQUIRED IN THE COLORS INDICATED.
— REFER TO SHEET NO. 3 FOR SPECIFIC MODEL TRIM COMBINATION NUMBERS —

	COLUMN 1	COLUMN 2	COLUMN 3
TRIM COLORS	UPPER INSTRUMENT PANEL (W0A) - OLDS IBM CODE 1 SAFETY PAD (MOLDED VINYL TO MATCH W0A) - OLDS IBM CODE 1 INSTRUMENT PANEL CONTROL PANEL (W30A) - OLDS IBM CODE 8 GLOVE BOX DOOR (W30A) - OLDS IBM CODE 8 RADIO HOLE COVER (W30A) - OLDS IBM CODE 8 ASH TRAY DOOR (W30A) - OLDS IBM CODE 8 HEATER HOLE COVER (W30A) - OLDS IBM CODE 8 Ⓒ LOWER INSTRUMENT PANEL (W30A) - OLDS IBM CODE 2 Ⓒ COVER - STEERING COLUMN (W30A) - OLDS IBM CODE 2 STEREO CASE ASSY (W0A) STEREO CASE PAD (VINYL BASE PAINT TO MATCH W0A) PACKAGE SHELF (W0A) DEFOGGER GRILLE (W0A) WINDSHIELD PILLAR PADS ★ (MOLDED VINYL) ★ FOR 33567-33667 ONLY. (SEE COLUMN 3 FOR OTHER MODELS.)	STEERING COLUMN (W30A) - OLDS IBM CODE 3 JACKET-STEERING COLUMN (W30A) - OLDS IBM CODE 3 TURN SIGNAL HOUSING (W30A) - OLDS IBM CODE 3 STANDARD STEERING WHEEL (PLASTIC) - OLDS IBM CODE 3 DELUXE STEERING WHEEL (PLASTIC) - OLDS IBM CODE 3	WINDOW FRAMES (W30A) CENTER PILLARS (W30A) STATION WAGON REAR SPEAKER GRILLE (W30DE) VISTA-CRUISER ROOF GARNISH (W30DE) WINDSHIELD PILLAR PADS ★ ★ FOR ALL MODELS EXCEPT 33567-33667. (SEE COLUMN 1 FOR CONVERTIBLES.)
BLACK	BLACK W-848	BLACK W-848	BLACK W-848
GREEN	DK. GREEN MET. W-3873	DK. GREEN W-3866	MED. GREEN MET. W-3863
BLUE	DK. BLUE MET. W-3855	DK. BLUE W-3856	MED. BLUE MET. W-3850
GOLD	DK. GOLD W-3841	DK. GOLD W-3841	MED. GOLD W-3840
RED	DK. RED W-3458	DK. RED W-3458	MED. RED W-3738 (EXC. WAGONS) DK. RED W-3458 (WAGONS ONLY)
ANTIQUE PARCHMENT	BLACK W-848	BLACK W-848	SANDALWOOD W-3870

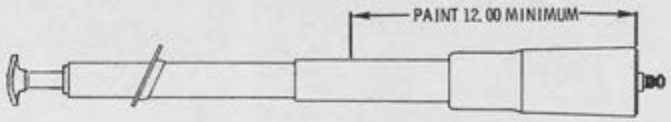

Ⓓ INSTRUMENT PANEL APPLIQUES:
VINYL CLAD ALUMINUM, "CARPATHIAN ELM BURL" (DI NOC 7-378-2)
STANDARD EQUIPMENT ON CUTLASS SUPREME, 4-4-2 AND
VISTA-CRUISER MODELS. OPTIONAL ON ALL OTHER MODELS.

OLDSMOBILE DIVISION GENERAL MOTORS CORPORATION LANSING — MICHIGAN

TITLE CHART - PAINT & TRIM SPECIFICATIONS
FIRST USED 1969
OLDSMOBILE PRODUCT INFORMATION MANUAL
MANUAL SEC. O PAGE 187
SERIES A
PART NO. 403910
DATE APRIL 17, 1968
DR. BY K. LOVELL
CHECKED J. Jones
APPR. J. Davis

DR.	CK.	DATE	SYM	REVISION
		2-5-68	C	WAS (W0A)
		8-26-68	B	CODE 392 ADDED
		5-10-68	A	STEERING COLUMN
KL	LH			LOCK VIEWS ADDED
KL	LH	12-4-68	D	STEERING COLUMN LOCK VIEWS REMOVED

OLDSMOBILE DIVISION GENERAL MOTORS CORPORATION LANSING — MICHIGAN

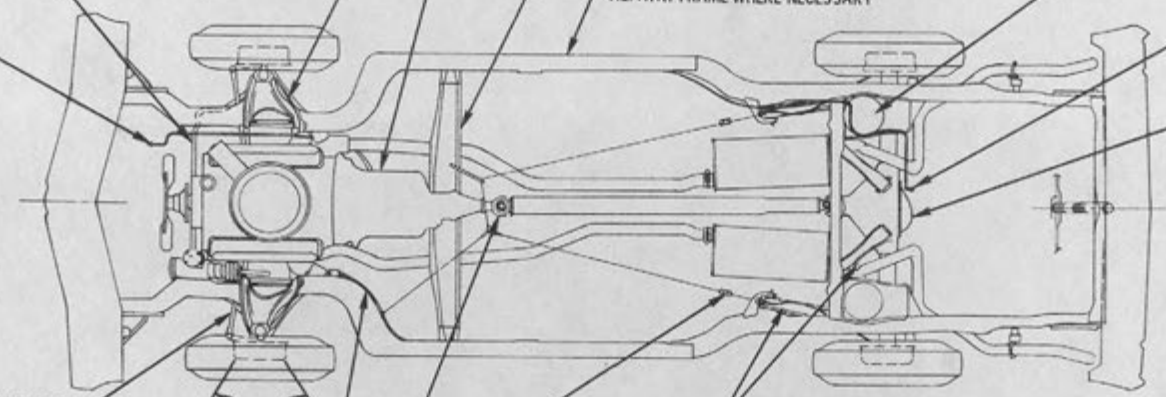

FRONT AND REAR SHOCK ABSORBER PISTON RODS MUST BE FREE OF PAINT

FINISH-PER OLDSMOBILE PAINT SPECIFICATION 386230
CLASS G - EXCEPT AS SHOWN
SURFACE PREPARATION 000
PRIMER 000
COLOR COAT 310 - EXCEPT AS SHOWN

ALL OTHER PARTS NOT SPECIFICALLY COVERED ARE TO BE FINISHED AS PRESENTLY SPECIFIED EITHER BY PAINTING OR PLATING AND THOSE NOT DESIGNATED FOR FINISH ARE NOT TO BE PAINTED. FOR EXAMPLE: THE STEERING GEAR HOUSING IS NOT PAINTED.

DATE	SYM	REVISION	DR.	CK.	DATE	SYM	REVISION	DR.	CK.	DATE	SYM	REVISION	DR.	CK.
										11-1-68	C	NOTE ADDED		
										62068	B	FORMAT REVISED		

TITLE	CHART - CHASSIS ASSEMBLY PAINT			
DATE NOV 24, 1967	FIRST USED 1969	OLDSMOBILE PRODUCT INFORMATION MANUAL	MANUAL SEC. O	PAGE 195
DR. BY R. BRILL				
CHECKED R. SANFORD	REF.	SERIES A	PART NO. 403179	
APPR. T. FERNAND				
APPR. R.E. FORD				

OLDSMOBILE DIVISION
GENERAL MOTORS CORPORATION
LANSING — MICHIGAN

PART NO.	MODEL YEAR & PLANT IDENTITY	PLANT	STARTING SERIAL NO.
1385614	NONE		BLANK
403435	9M	LANSING, MICHIGAN	100001
403436	9Z	FREMONT, CALIFORNIA	100001
(G) 403437	9X	FAIRFAX, KANSAS	100001
403438	9E	LINDEN, NEW JERSEY	100001
403439	9C	SOUTH GATE, CALIFORNIA	100001
(F) 403440	9D	DORAVILLE, GEORGIA	100001
1385614	91	OSHAWA, CANADA	100001

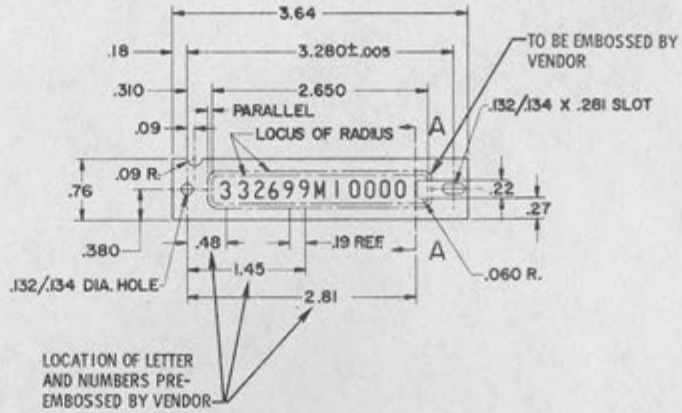

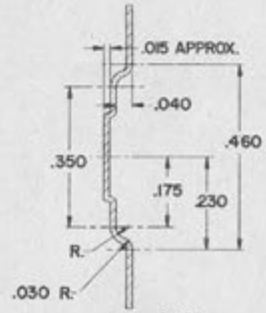

ALL PLANTS TO BE FURNISHED PRE-EMBOSSED PLATES

	NAME	SERIES	SERIES & ENGINE NO. (TO BE EMBOSSED AT ASSEMBLY PLANTS AS THE SECOND & THIRD PREFIX DIGIT)
F-85	F85 L6 ENGINE	33100	31
	F85 V8 ENGINE	33200	32
	CUTLASS L6 ENGINE	33500	35
	CUTLASS V8 ENGINE	33600	36
	CUTLASS SUPREME	34200	42
	"442" V8 ENGINE	34400	44
	CUSTOM VISTA CRUISER	34800	48
FULL SIZE CAR	DELTA 88	35400	54
(D)	DELTA 88 CUSTOM	36400	64
(E)	DELTA 88 ROYALE	36600	66
	NINETY-EIGHT SERIES	38400	84
	NINETY-EIGHT LUXURY	38600	86
	DRIVEAWAY CHASSIS (LANSING ONLY)	39800	98

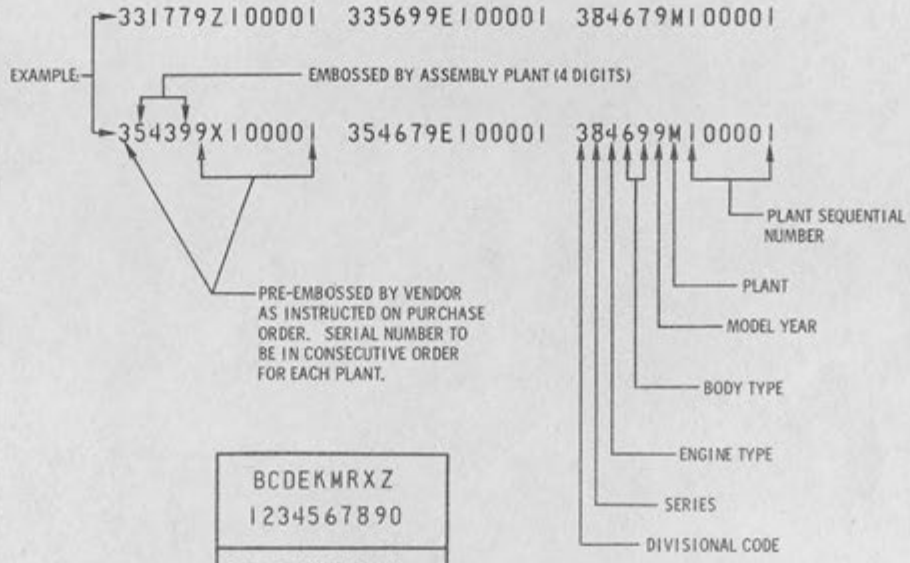

BODY TYPE	BODY CODE
STATION WAGON-2 SEAT	35
HARDTOP COUPE (5400-6400)	37
HOLIDAY SEDAN	39
HARDTOP COUPE (6600)	47
STATION WAGON-2 SEAT (EXTENDED)	55
HARDTOP COUPE (8400)	57
STATION WAGON-3 SEAT (EXTENDED)	65
CONVERTIBLE	67
4 DOOR SEDAN	69
CLUB COUPE (F85)	77
HARDTOP COUPE (F85)	87
SHORT SILL COWL	60

BCDEKMRXZ
1234567890
SHAPE MANDATORY ON THESE LETTERS & NUMBERS

MATERIAL:
STEEL - SAE 1008-1010
.014 STOCK

PRODUCTION SAMPLE TO BE APPROVED BY PRODUCT ENGINEERING FOR OLDSMOBILE PARTS.

FINISH:
PAINT FLAT BLACK PER G.M. 4350-M, CLASS CD.

DATE	SYM	REVISION	DR.	CK.
1-17-69	G	WAS KANSAS CITY, KANSAS	LSK	FH
1-17-68	F	WAS ATLANTA, GEORGIA	LSK	FH
6-20-68	E	WAS DELTA ROYALE 88	31368	C
6-20-68	D	WAS DELTA CUSTOM 88	31368	B
3-13-68	C	WAS DELTA 88 CUSTOM	31368	A
3-13-68	B	WAS DELMONT 88 SERIES		
3-13-68	A	WAS DELMONT 88		

TITLE: CHART - VEHICLE IDENTIFICATION NUMBER PLATE
DATE: FEB. 6, 1968
DR. BY: DON MALKIN
CHECKED: J. AMES
APPR.: J. MUNN
APPR.:
REF.
FIRST USED: 1969
OLDSMOBILE PRODUCT INFORMATION MANUAL
MANUAL SEC.: O
PAGE: 116
SERIES: A-B-C
PART NO.: 403434

1. VEHICLE IDENTIFICATION NUMBER:
ON EMBOSSED PLATE LOCATED ON THE BODY LEFT HAND UPPER INSTRUMENT PANEL. SEE SECTION "O", CHART 403434, PAGE 116 FOR VEHICLE PLATE STARTING SERIAL NUMBERS.

2. ENGINE UNIT NUMBER: (FOR MANUFACTURING AND SERVICE USE)
V8 ENGINES:
UNIT NUMBER IS STAMPED ON THE ENGINE OIL FILL TUBE. THE ENGINE CODE TAPE IS INSTALLED DIRECTLY ABOVE THE ENGINE NUMBER. THE COMPLETE ENGINE NUMBER SHALL CONSISTS OF THE ENGINE CODE FOLLOWED BY THE SEVEN DIGIT NUMBER.

STARTING ENGINE UNIT NUMBERS: SEE SECTION 6-1, CHART 403041, PAGE 100.
EXAMPLE: QA9001001

L6 ENGINES:
THERE IS NO L6 ENGINE UNIT NUMBER. A DATE CODE IS STAMPED ON A PAD ON THE RIGHT HAND SIDE OF THE CYLINDER BLOCK TO THE REAR OF THE DISTRIBUTOR.

EXAMPLES: F0207VA, F1115VB
"F" WILL DESIGNATE FLINT MOTOR PLANT. THE FIRST TWO (2) DIGITS DESIGNATE THE MONTH AND THE SECOND TWO (2) DIGITS DESIGNATE THE DAY THE UNIT WAS PRODUCED (0207 = FEBRUARY 7, 1115 = NOVEMBER 15). THE LAST TWO (2) LETTERS DESIGNATE THE TYPE OF ENGINE.

VA	= SMT ENGINE	VE	= AUTO. TRANSMISSION ENGINE
VB	= SMT WITH C60 OR Y72	VF	= AUTO. TRANSMISSION WITH C60 OR Y72
VJ	= SMT EXPORT ENGINE	VK	= AUTO. TRANSMISSION EXPORT ENGINE
(A) VL	= SMT EXPORT ENGINE WITH C60 OR Y72	VM	= AUTO. TRANSMISSION EXPORT ENGINE (B) WITH C60 OR Y72

3. TRANSMISSION UNIT NUMBER: (FOR MANUFACTURING & SERVICE USE)
MANUAL TRANSMISSION:
DEPENDING ON THE TYPE OF 3 SPEED OF 4 SPEED MANUAL TRANSMISSION THE DATE CODE AND SERIAL NUMBER WILL BE AS FOLLOWS:

STANDARD SMT - DATE CODE STAMPED ON LEFT HAND SIDE ON BOSS BELOW THE SIDE COVER.

EXAMPLE: S9S08 (S = SAGINAW TRANSMISSION PLANT, 9 = 1969, S = NOVEMBER, 08 = 8TH DAY)

MONTH CODES FOR THE ABOVE ARE AS FOLLOWS:

A	= JANUARY	E	= MAY	P	= SEPTEMBER
B	= FEBRUARY	H	= JUNE	R	= OCTOBER
C	= MARCH	K	= JULY	S	= NOVEMBER
D	= APRIL	M	= AUGUST	T	= DECEMBER

1" HIGH CODE LETTERS TO ALSO APPEAR ON THE R.H. SIDE OF THE CASE.

M14 HEAVY DUTY MANUAL 3 SPEED TRANSMISSION - SERIAL PLATE LOCATED ON THE R.H. SIDE OF THE CASE.

EXAMPLE: HEGAF (MODEL CODE)
10001 (SERIAL NUMBERS - CONSECUTIVE STARTING WITH 10001.)

2" HIGH CODE LETTERS DB TO ALSO APPEAR ON R.H. SIDE OF THE EXTENSION.

M20 & M21 MANUAL 4 SPEED TRANSMISSION - DATE CODE STAMPED ON THE REAR R.H. SIDE OF CASE.

EXAMPLE: P9R03 (P = MUNCIE TRANSMISSION PLANT, 9 = 1969, R = OCTOBER, 03 = 3RD DAY).

MONTH CODES SAME AS FOR STANDARD SMT.

1" HIGH CODE LETTERS TO ALSO APPEAR ON THE R.H. SIDE OF THE CASE.

(C) JETAWAY AND TURBO HYDRA-MATIC 350 TRANSMISSION YEAR, MODEL AND DATE CODE INFORMATION IS STAMPED ON THE BAND SERVO COVER WHICH IS LOCATED ON THE R.H. SIDE OF THE TRANSMISSION. THIS INFORMATION CONSISTS OF TWO DIGITS FOR THE MODEL YEAR, TWO LETTERS FOR THE MODEL CODE, THREE DIGITS TO INDICATE THE DAY OF PRODUCTION THAT THE TRANSMISSION WAS BUILT AND N OR D TO INDICATE NIGHT OR DAY SHIFT.

(C) TURBO HYDRAMATIC 400 TRANSMISSION SERIAL NUMBER IS STAMPED ON A PLATE LOCATED ON THE RIGHT HAND SIDE OF THE CONVERTOR HOUSING.

EXAMPLES: 690G1001, 690H1001, ETC.

FOR MODEL CODE & TRANSMISSION USAGE, SEE SECTION "7", CHART 403048, PAGE 100.

4. REAR AXLE ASSEMBLY NUMBERS (FOR MANUFACTURING AND SERVICE USE)
A. DATE CODE IS STAMPED ON THE COMPANION FLANGE SHIELD. MONTH IS CODED AND ACTUAL NUMBER IS USED FOR THE DAY BUILT.

A	= JANUARY	E	= MAY	K	= SEPTEMBER
B	= FEBRUARY	G	= JUNE	L	= OCTOBER
C	= MARCH	H	= JULY	M	= NOVEMBER
D	= APRIL	J	= AUGUST	N	= DECEMBER

EXAMPLE: AXLE BUILT OCTOBER 11 WOULD BE STAMPED L11.

B. RATIO CODE IS STAMPED ON THE REAR OF THE R.H. AXLE TUBE ADJACENT TO THE CARRIER. SEE SECTION 4, CHART 402728, PAGES 104 & 105 FOR CODES AND RATIO.

5. PROTECTIVE NUMBERS:
A. THE LAST EIGHT (8) SYMBOLS OF THE VEHICLE NUMBER ARE STAMPED AT SEVERAL LOCATIONS ON EVERY CAR.

LOCATIONS OF THIS NUMBER MAY BE OBTAINED BY CONTACTING EITHER OF THE FOLLOWING OFFICES: PRODUCTION MANAGER OR STANDARDS ENGINEER
LANSING, MICHIGAN

B. IN ADDITION TO THESE CONFIDENTIAL NUMBERS, EACH VEHICLE ENGINE AND TRANSMISSION MUST BE STAMPED WITH A DERIVATIVE OF THE VEHICLE IDENTIFICATION NUMBER. THIS NUMBER OMITS THE SERIES AND BODY STYLE FROM THE VEHICLE IDENTIFICATION NUMBER AS FOLLOWS:

VEHICLE IDENTIFICATION NUMBER = 336699M100001
ENGINE AND TRANSMISSION PROTECTIVE NUMBER = 39M100001

SEE SECTION "O", CHART 401900-1-2, PAGE 170 FOR LOCATION OF EACH COMPONENT.

DATE	SYM	REVISION	DR.	CK.	DATE	SYM	REVISION	DR.	CK.	DATE	SYM	REVISION	DR.	CK.
										9468	A	INDIC. REVISED	E.J.	
										8368	B	WA3 VL	RH	JA
										9368	A	WA3 VD	RH	JA

TITLE	CHART - VEHICLE IDENTIFICATION			
DATE APRIL 30, 1968	FIRST USED 1969	OLDSMOBILE PRODUCT INFORMATION MANUAL	MANUAL SEC. O	PAGE 117
DR. BY BILL SCHMIDT				
CHECKED J. AMES	REF.	SERIES A	PART NO. 401900	
APPR.				
APPR.				

OLDSMOBILE DIVISION GENERAL MOTORS CORPORATION LANSING — MICHIGAN

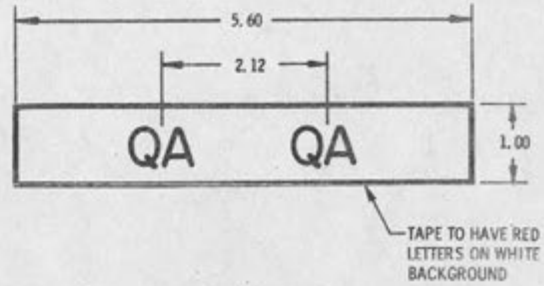

TYPE OF TAPE TO BE DETERMINED BY MANUFACTURING

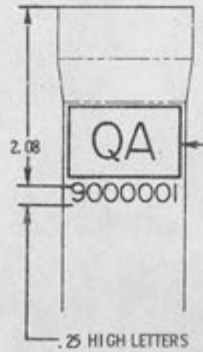

INSTALL TAPE ON OIL FILLER TUBE ABOVE ENGINE NUMBER AS SHOWN.

ENGINE NUMBER TO BE STAMPED ON OIL FILL TUBE AS SHOWN AND TUBE TO BE ASSEMBLED TO ENGINE SO NUMBER MAY BE READ FROM FRONT.

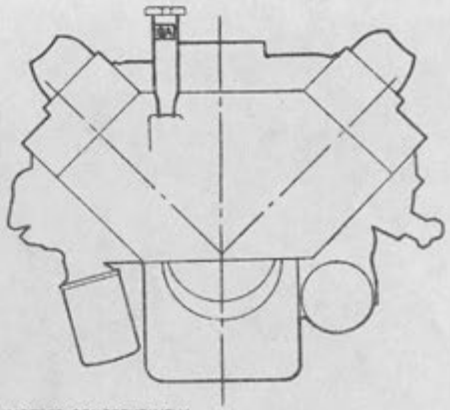

	PART NUMBER	UPC GROUP	PROD. CODE	TRANSMISSION		CARBURETOR		COMPRESSION RATIO			ACCESSORIES		
				SYNCHROMESH	AUTOMATIC	2 BARREL	4 BARREL	EXPORT	LOW	HIGH	AIR CONDITION C60		
350 CUBIC INCH	403314	M31	QA		X	X			X				
	403315	C60	QB		X	X			X		X	M31	(D)
	403316	L90	QC		X	X		X					
	403317	6	QI	X		X			X				
	404245 (A)	C60	QJ		X	X			X		X	M38	(C)
	403318	L90	QK	X		X		X					
	403319	(E) M38	QN		X		X			X			
	403320	C60	QP		X		X			X	X		
	403321	L90	QO		X		X	X					
	403322	6	QV	X			X			X			
	403323	W31	QX	X			X			X			
	403324	L90	QY	X			X	X					
(H)	404658	W31	QD		X		X			X			
(G)	404968	W32	QL		X		X			X			
400 CUBIC INCH	403325	M40	QR		X		X			X			
	403326	C60	QS		X		X			X	X		
	403327	6	QW	X			X			X			
	403328	W30	QT		X		X			X			
	403329	W30	QU	X			X			X			
(F)	405279	W46	QE		X		X			X			

ALL ENGINES WILL BE NUMBERED CONSECUTIVELY STARTING WITH 9000001 (D)

FOR COMPLETE ENGINE IDENTIFICATION, THE ENGINE NUMBER AND ENGINE TAPE CODE SHOULD BE USED TOGETHER.

EXAMPLE: QA - 9000001
UNIT
YEAR
TAPE CODE

NOTE: THIS NUMBER IS USED FOR MANUFACTURING AND SERVICE ONLY. IT IS NOT INTENDED FOR ANY LEGAL USE.

350 AND 400 CUBIC INCH ENGINE ASSEMBLIES

SHEET 1 OF 2

DATE	SYM	REVISION	DR.	CK.	DATE	SYM	REVISION	DR.	CK.	DATE	SYM	REVISION	DR.	CK.
										7-24-68	E	WAS M31	REN	JA
										7-9-68	D	WAS 9001001	REN	JA
					12-10-68	H	404658 ADDED	CG	JA	6-26-68	C	WAS M40	REN	JA
					12-10-68	G	404968 ADDED	CG	JA	6-10-68	B	M31 ADDED	REN	JA
					12-10-68	F	405279 ADDED	CG	JA	6-10-68	A	404245 ADDED	REN	JA

TITLE CHART - ENGINE IDENTIFICATION

DATE FEB 10, 1968
DR. BY K. LOVELL
CHECKED J. Ames
APPR. B. L. Ford
APPR.

FIRST USED 1969 | OLDSMOBILE PRODUCT INFORMATION MANUAL | MANUAL SEC. 6-1 | PAGE 100
REF. | SERIES A | PART NO. 403041

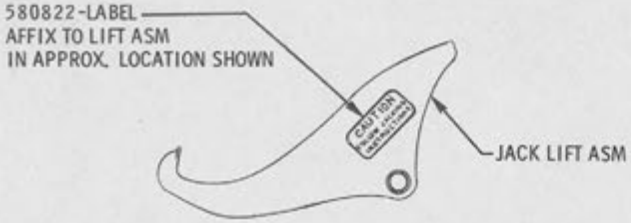

JACK CAUTION LABEL

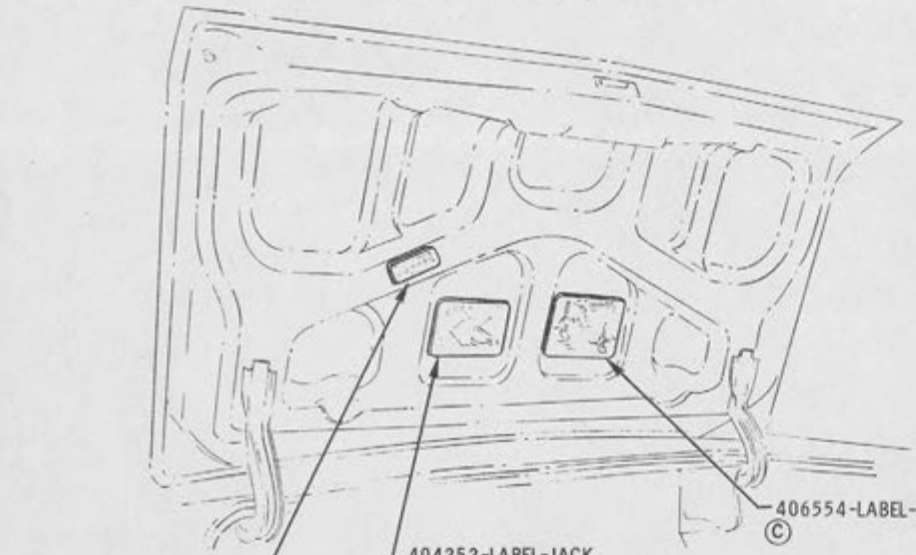

INSTALLATION OF LABELS
(EXCEPT STATION WAGONS)

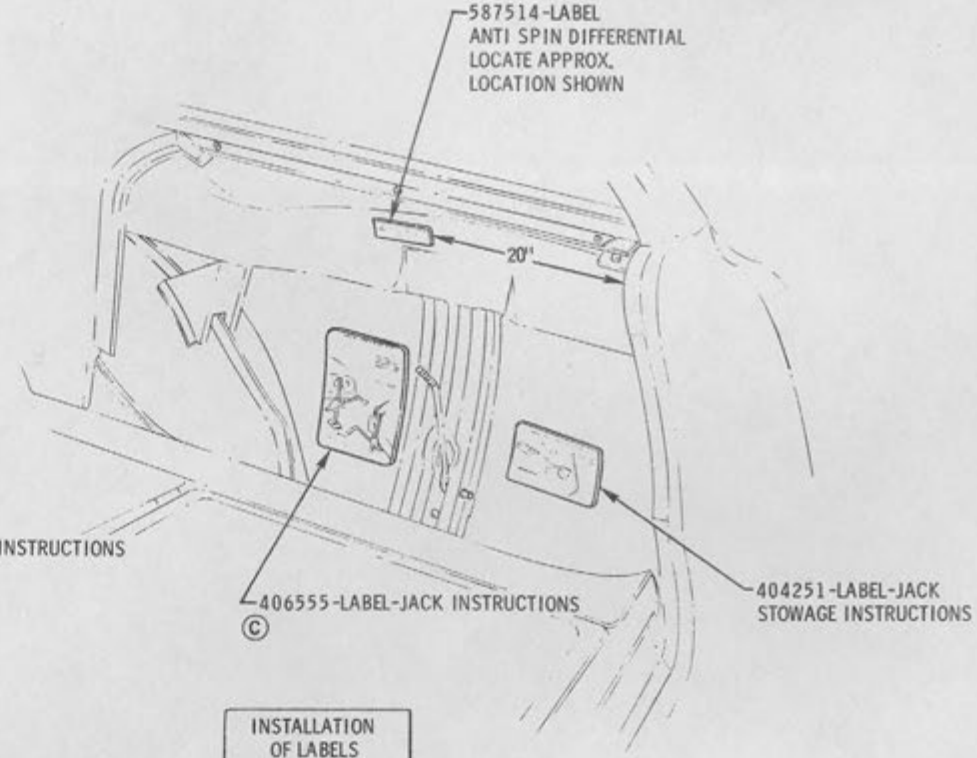

INSTALLATION
OF LABELS
STATION WAGONS

DATE	SYM	REVISION	DR.	CK.
5-7-69	C2	LABEL PT NOS. ADDED	BP	DT
3-3-69	B	404303-LABEL ADDED	BP	DT
2-7-69	A	LABEL USAGE REVISED	BP	DT

TITLE: LABELS

DATE: JAN. 6 1969
DR. BY: B. PARKER
CHECKED: Tim
APPR.
APPR.

FIRST USED: 1970
OLDSMOBILE PRODUCT INFORMATION MANUAL
MANUAL SEC.: O
PAGE: 104
REF.: 14E 35GA0
SERIES: A
PART NO.: 404411

R. CARROLL, INC.

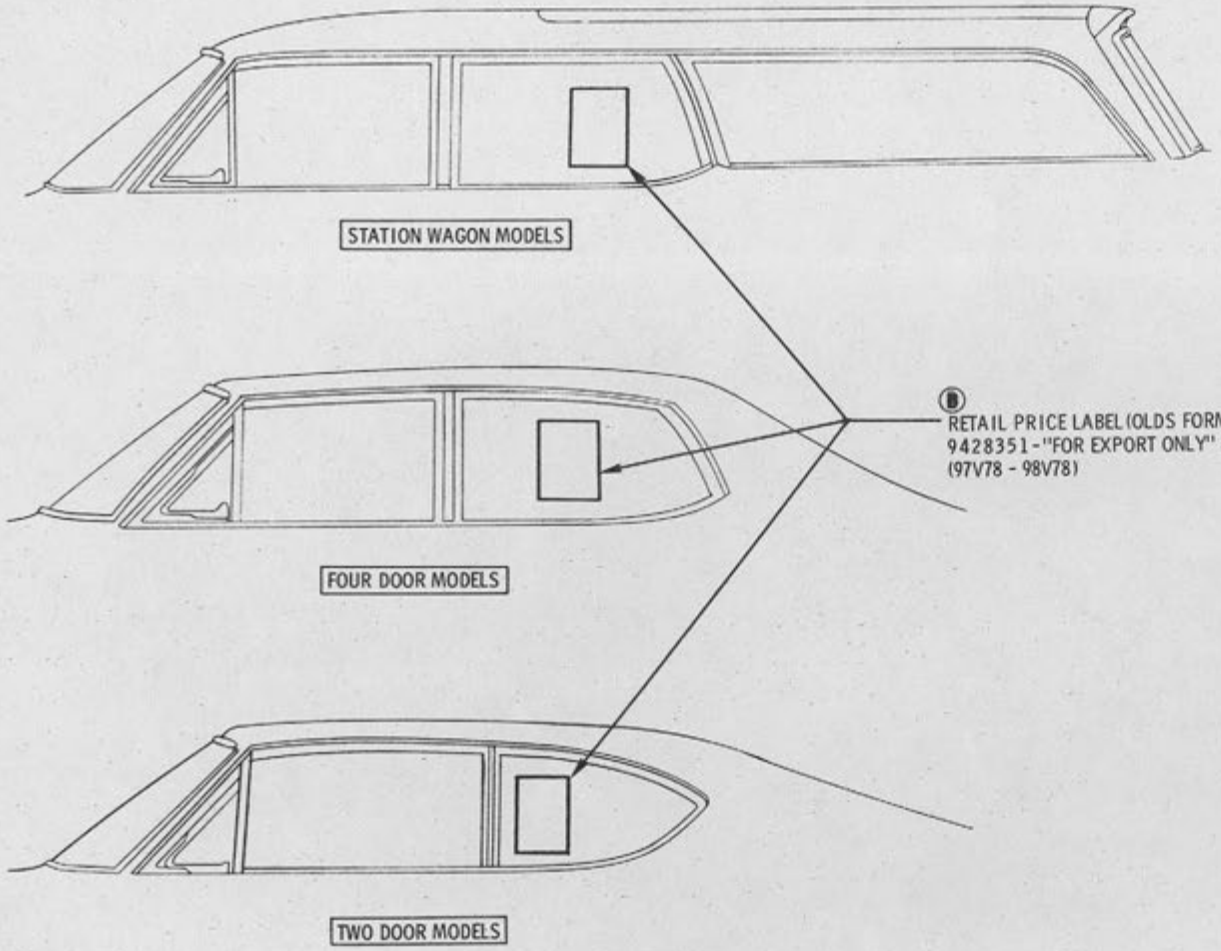

Ⓑ RETAIL PRICE LABEL (OLDS FORM 677)
9428351 - "FOR EXPORT ONLY" LABEL
(97V78 - 98V78)

Ⓒ TYPING REQUIREMENTS FOR RETAIL PRICE LABEL

KEELOX 41-75 (BLACK) OFFSET SILK RIBBON (FOR TYPEWRITERS)

KEELOX 41-78 (BLACK) OFFSET SILK RIBBON (FOR I. B. M. TYPE TABULATING MACHINES)

RIBBON MUST BE REPLACED AS SOON AS IT STARTS TO LOSE ITS ORIGINAL DARKNESS.

IT IS ESSENTIAL THAT THE TYPING REQUIREMENTS BE STRICTLY ADHERED TO. IF THE "KEELOX" RIBBONS SPECIFIED ARE NOT USED, THERE IS THE POSSIBILITY THAT THE TYPED LETTERS WILL FADE OUT WHEN SUBJECTED TO SUNLIGHT.

METHOD OF APPLICATION:

WET LABEL, USING A POTDEVIN OR SIMILAR MACHINE CONTAINING WATER INSTEAD OF GLUE. THE LABELS ARE TO BE PASSED THROUGH THE MACHINE SO THAT THE FACE (ADHESIVE) SIDE IS MOISTENED. THEN AFFIX LABEL INSIDE OF L. H. REAR SIDE WINDOW IN POSITIONS SHOWN.

AFTER LABEL IS ATTACHED TO THE INSIDE OF THE GLASS, A SQUEEGE SHOULD BE USED TO REMOVE ALL AIR POCKETS.

Ⓓ

DATE	SYM	REVISION	DR.	CK.
10-27-69	D	393088 LABEL CANCELED		DT
9-5-69	C	NOTE REVISED		DT
3-5-69	B	WAS 383831 LABEL		DT
2-27-68	A	9428351-LABEL ADDED		DT

TITLE LABEL LOCATIONS
DATE FEB. 4, 1969
DR. BY P. J. McKESSY
CHECKED
APPR.
APPR.

FIRST USED 1970 | OLDSMOBILE PRODUCT INFORMATION MANUAL | MANUAL SEC. O | PAGE 106
REF. 14 F 97V78-1A2E 96-14 | SERIES A | PART NO. 404411

R. CARROLL, INC. 1970

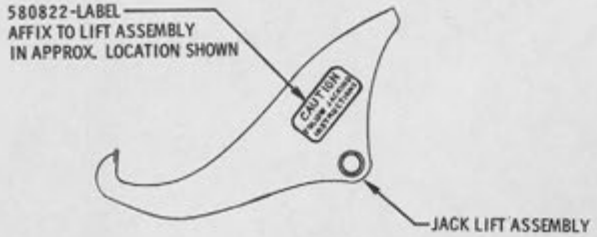

JACK CAUTION LABEL

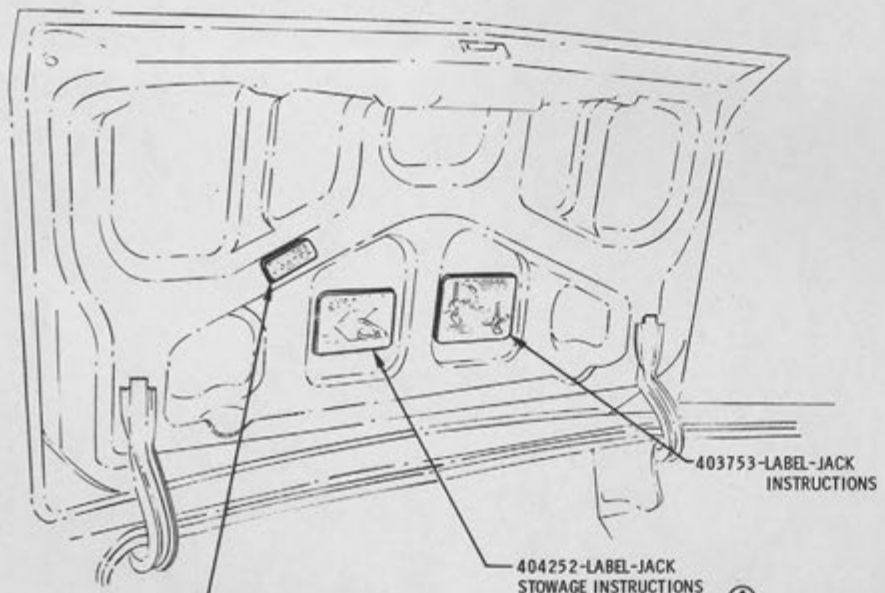

INSTALLATION OF LABELS (EXCEPT STATION WAGONS)

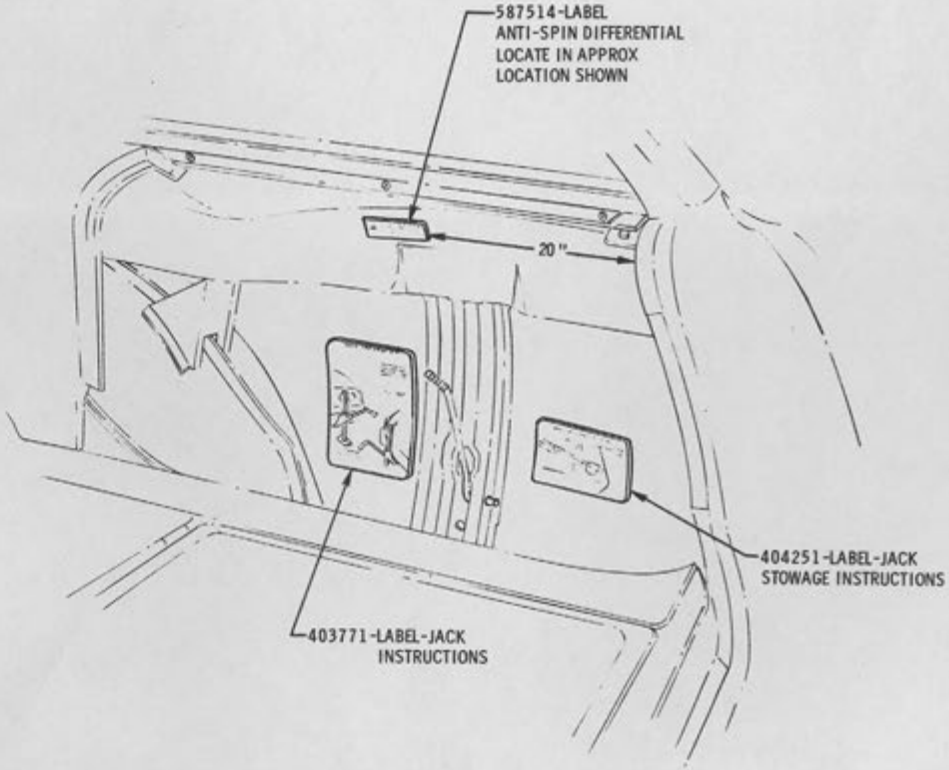

INSTALLATION OF LABELS STATION WAGONS

DATE	SYM	REVISION	DR.	CK.
2-7-69	C	LABEL USAGE REVISED	BA	DT
7-22-68	B	404303-LABEL ADDED	"	DT
7-22-68	A	NOTE REVISED	"	DT

TITLE: LABELS

DATE: JUNE 13, 1968
DR. BY: B. PARKER
CHECKED:
APPR.: 5/14/68
APPR.:

FIRST USED: 1969
REF.: 10E 35680

OLDSMOBILE PRODUCT INFORMATION MANUAL

MANUAL SEC.: O
PAGE: 122
SERIES: A
PART NO.: 401900

OLDSMOBILE DIVISION GENERAL MOTORS CORPORATION LANSING — MICHIGAN

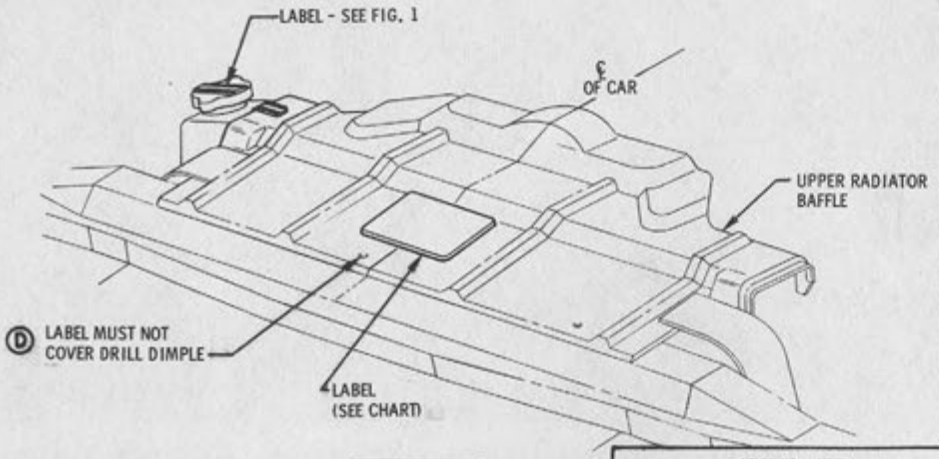

"A" CARS ONLY

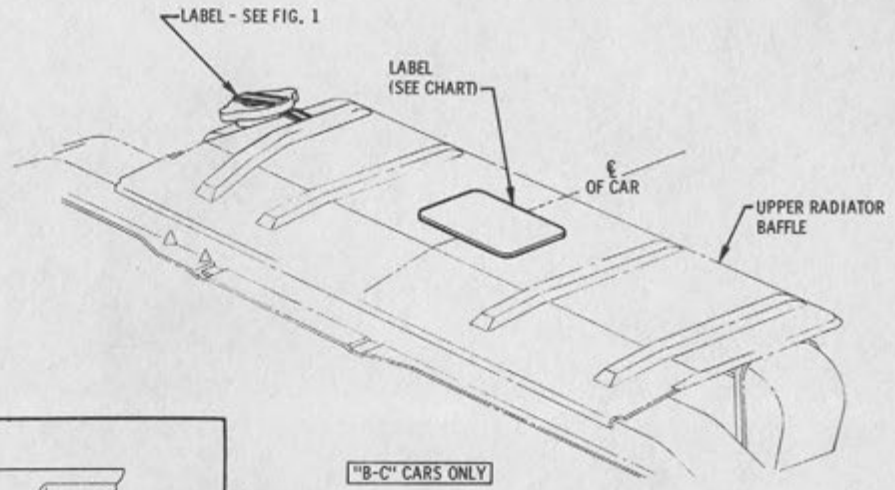

"B-C" CARS ONLY

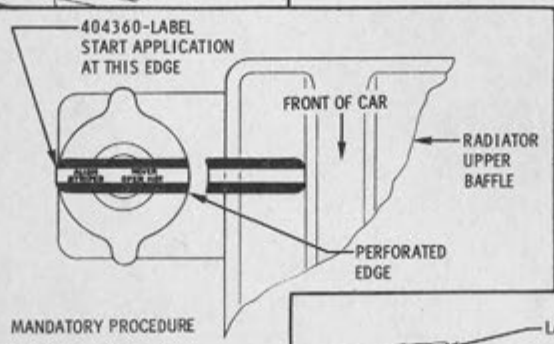

MANDATORY PROCEDURE

1. FULLY TIGHTEN CAP.
2. APPLY LABEL ACROSS RADIATOR CAP AND UPPER BAFFLE.
3. BREAK LABEL AT PERFORATION AND PRESS LABEL EDGE DOWN ON RADIATOR.

TYPICAL APPLICATION OF RADIATOR ALIGNMENT LABEL

ALL CARS

FIGURE 1

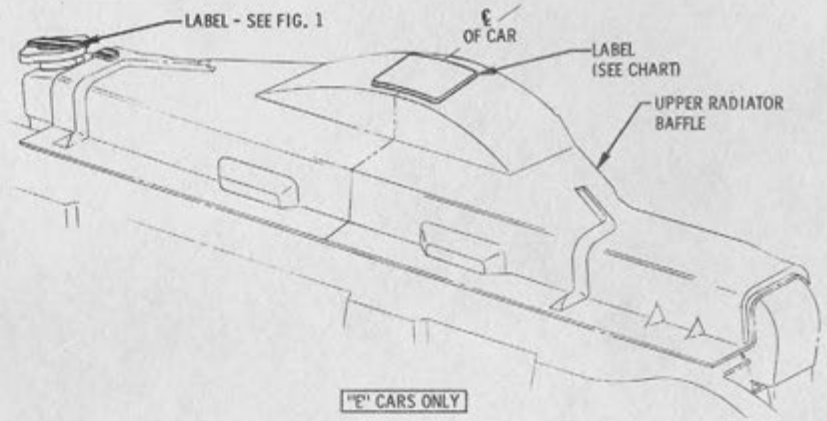

"E" CARS ONLY

EMISSION CONTROL LABEL CHART		
NO.	CODE	ENGINE & SERIES USAGE
404211	OR	L-6 WITH S.M.T.
404212	OS	L-6 WITH A.M.T.
404213	OT	350 CU. IN. 2 BBL.
404214	OU	350 CU. IN. 4 BBL. (EXC. 35W31)
404220	03	350 CU. IN. 4 BBL. WITH 35W31
404215	OX	400 CU. IN. WITH S.M.T. (EXC. 35W30)
404219	OY	400 CU. IN. WITH 35W30
405243	04	400 CU. IN. WITH 35W32
404217	OV	400 CU. IN. WITH A.T. (EXC. 4800, 35W30, W32)
Ⓒ 405661	05	455 CU. IN. 4 BBL. (EXC. 35L32, W34)
404218	02	400 CU. IN. FOR 4800 455 CU. IN. WITH 35L32 455 CU. IN. WITH 35W34
404216	OW	455 CU. IN. 2 BBL.

Ⓑ Ⓑ

ATTACH LABELS SO THEY CAN BE READ FROM FRONT OF CAR. BE SURE AREA IS CLEAN OF GREASE & DIRT BEFORE ATTACHING LABELS.

DATE	SYM	REVISION	DR.	CK.	DATE	SYM	REVISION	DR.	CK.	DATE	SYM	REVISION	DR.	CK.
										1-15-69	D	NOTE ADDED		
										1-15-69	C	WAS 404217		
										12-6-68	B2	35W32 INFO. ADDED		
										7-25-68	A	VIEW ADDED		

TITLE LABELS

DATE JUNE 18, 1968
DR. BY P. J. McKESSY
CHECKED M. Barnhart
APPR. [illegible]
APPR. [illegible] 6/20/68

FIRST USED 1969
REF.
OLDSMOBILE PRODUCT INFORMATION MANUAL
MANUAL SEC. O
PAGE 124
SERIES A-B-C-E
PART NO. 401900-1-2

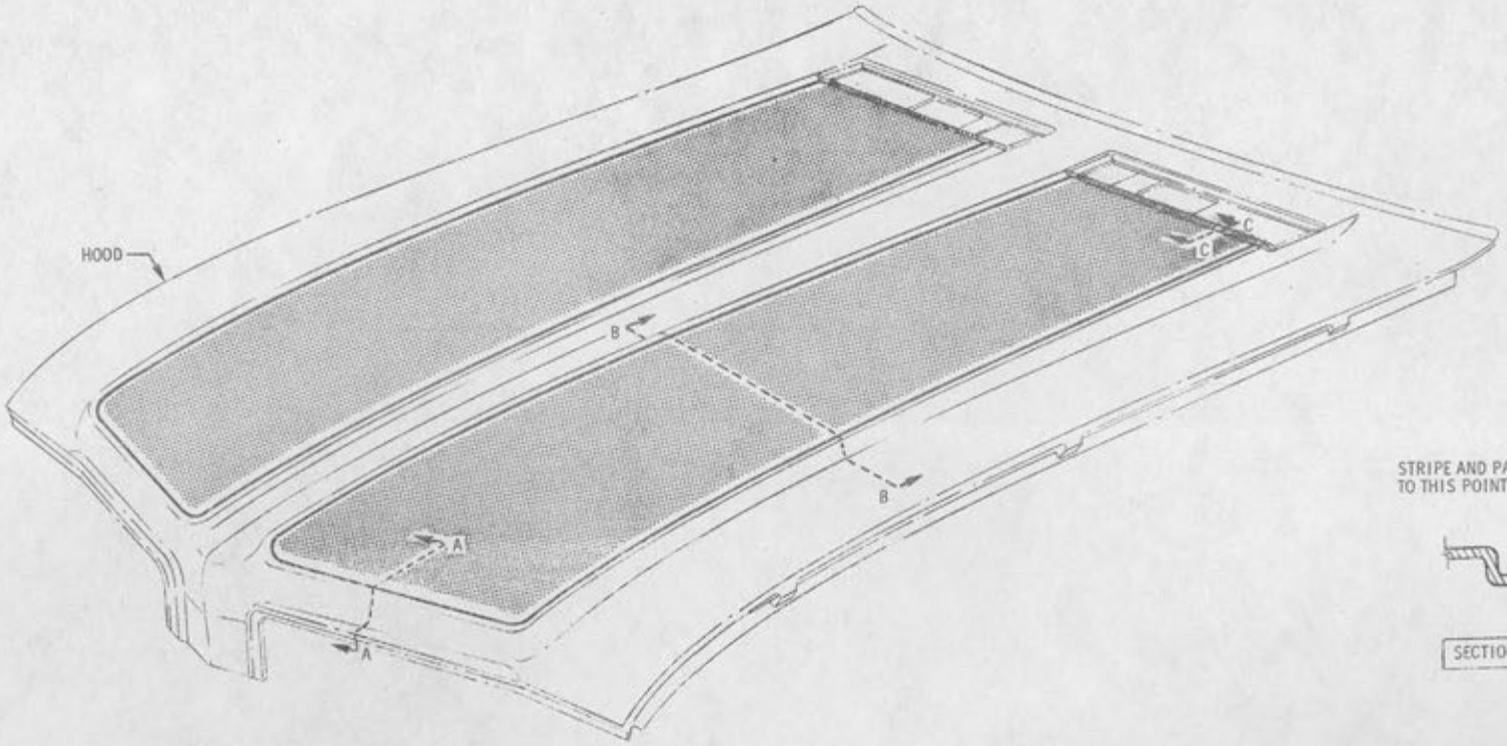

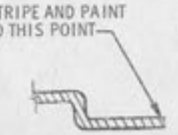

SECTION "C-C"



SECTION "B-B"

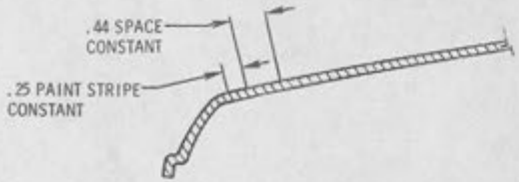

SECTION "A-A"

NOTE: SEE CHART IN SECTION
O-PAGE 109 FOR PAINT STRIPE
USAGE.

(REF) LAYOUT NO. 403308

DATE	SYM	REVISION	DR.	CK.	DATE	SYM	REVISION	DR.	CK.	DATE	SYM	REVISION	DR.	CK.

TITLE: SPECIAL HOOD PAINTING (35W42)

DATE: NOV. 12, 1968
DR. BY: R. PARKER
CHECKED:
APPR.:
APPR.:

FIRST USED: 1969

OLDSMOBILE PRODUCT INFORMATION MANUAL

MANUAL SEC.: 1-4
PAGE: 400

REF.: 35W42
SERIES: A
PART NO.: 401900

OLDSMOBILE DIVISION GENERAL MOTORS CORPORATION LANSING — MICHIGAN

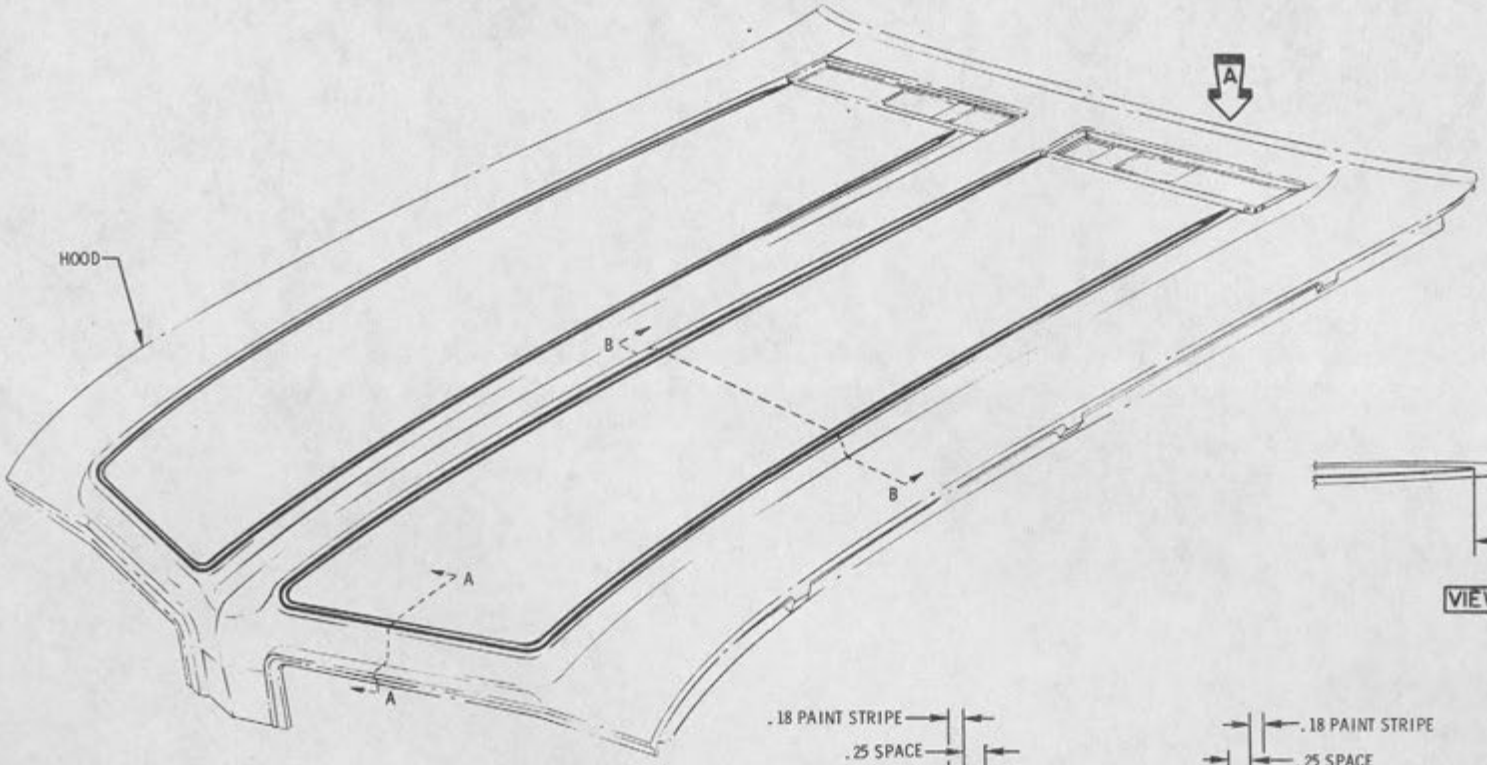

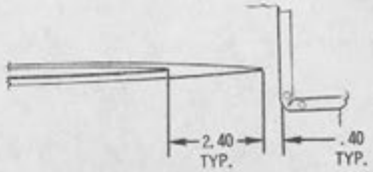

VIEW A

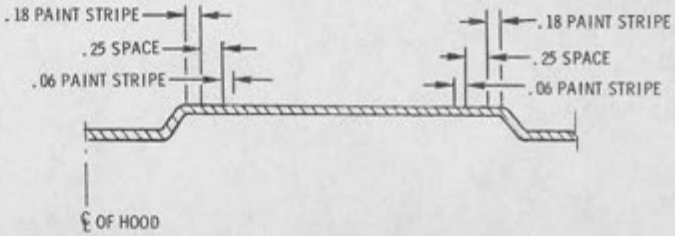

SECTION "B-B"

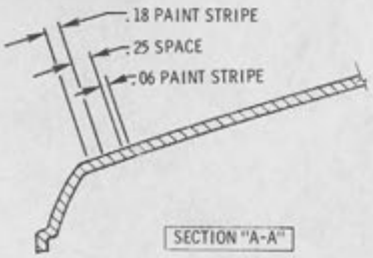

SECTION "A-A"

NOTE: SEE CHART IN SECTION O -PAGE 109 FOR PAINT STRIPE USAGE.
(REF) LAYOUT NO. 403991

DATE	SYM	REVISION	DR.	CK.	DATE	SYM	REVISION	DR.	CK.	DATE	SYM	REVISION	DR.	CK.

TITLE: PAINT STRIPE (35Y73)

DATE: NOV. 18, 1968	FIRST USED: 1969	OLDSMOBILE PRODUCT INFORMATION MANUAL	MANUAL SEC.: 1-4	PAGE: 401
DR. BY: B. PARKER				
CHECKED:	REF.: 35Y73	SERIES: A	PART NO.: 401900	
APPR.:				
APPR.:				

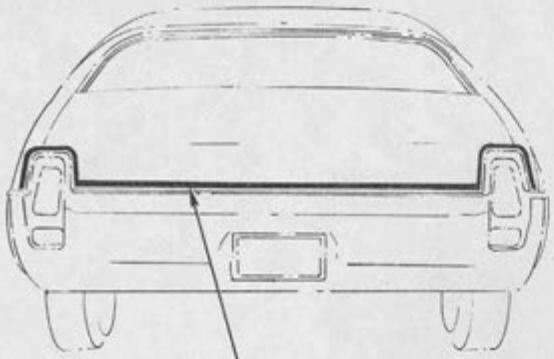

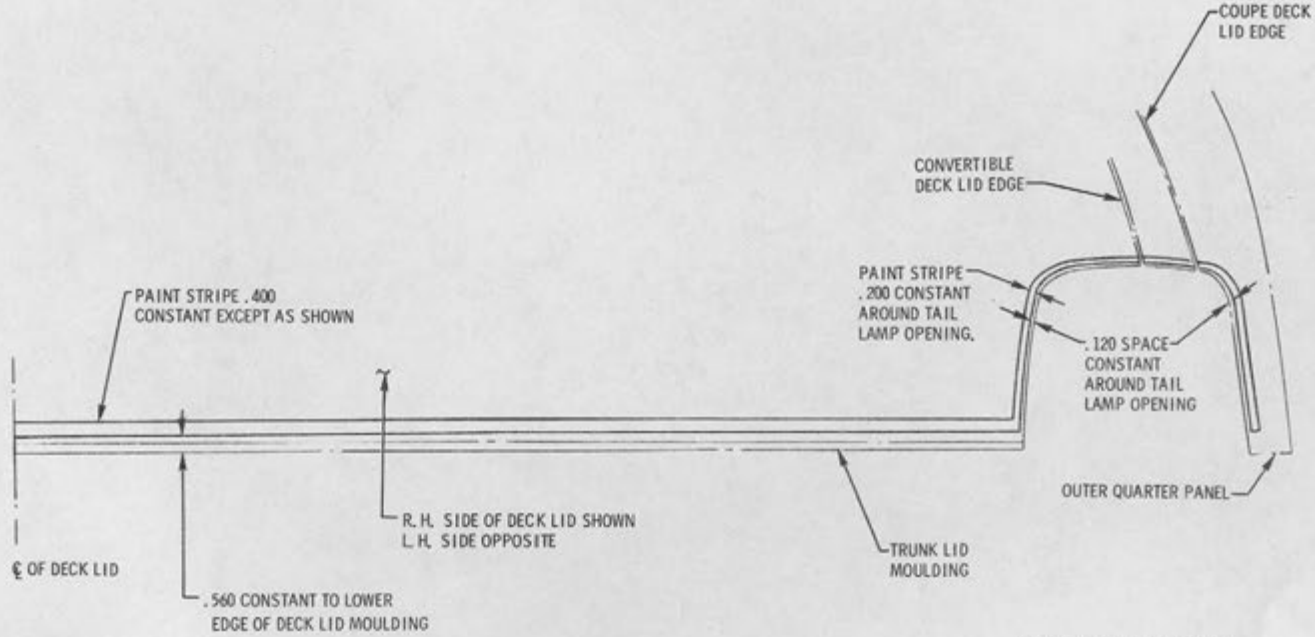

FIGURE 1

NOTE: SEE CHART IN SECTION O-PAGE 109 FOR PAINT STRIPE USAGE.

(REF) LAYOUT NO. 402917

DATE	SYM	REVISION	DR.	CK.	DATE	SYM	REVISION	DR.	CK.	DATE	SYM	REVISION	DR.	CK.

TITLE	REAR DECK PAINT STRIPE			
DATE NOV 12 1968	FIRST USED 1969	OLDSMOBILE PRODUCT INFORMATION MANUAL	MANUAL SEC. 1-4	PAGE 402
DR. BY B. PARKER				
CHECKED	REF. 0	SERIES A	PART NO. 401900	
APPR.				
APPR.				

OLDSMOBILE DIVISION GENERAL MOTORS CORPORATION LANSING — MICHIGAN

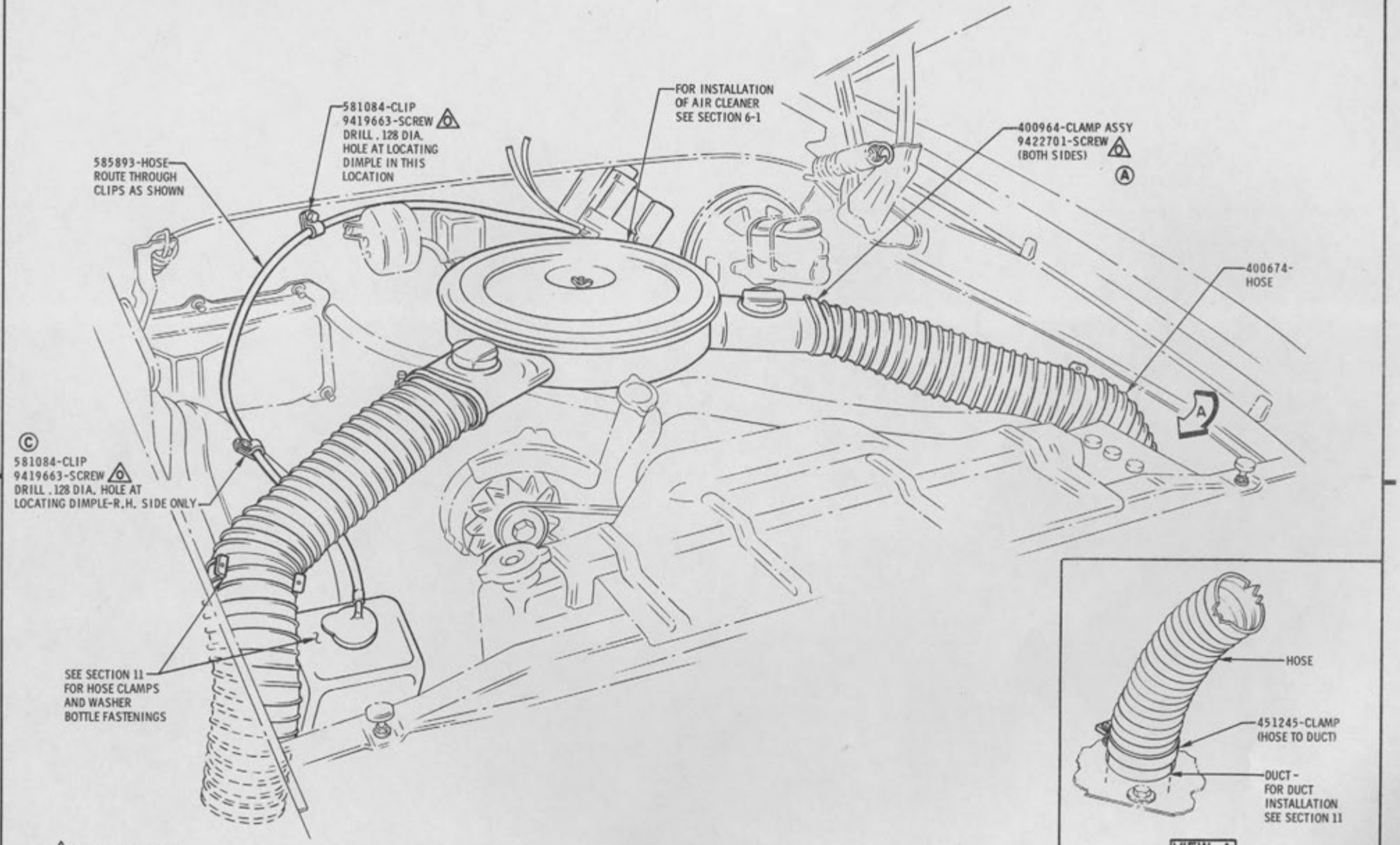

DATE	SYM	REVISION	DR.	CK.	DATE	SYM	REVISION	DR.	CK.	DATE	SYM	REVISION	DR.	CK.
										12-19-68	C	CLIP & SCREW ADDED	B.	DT
										11-19-68	B	TITLE REVISED	B.	DT
										10-7-68	A	TORQUE RELEASED	VG	DT

TITLE WASHER BOTTLE HOSE & DUCT HOSE ROUTINGS (35W30, 35W31 & 35W32)

DATE FEB. 8, 1968 | DR. BY BEAUDOIN | CHECKED [illegible] | APPR. [illegible] | APPR. [illegible] 2/12/68

FIRST USED 1969 | REF. 35W30 35W31 | SERIES A

OLDSMOBILE PRODUCT INFORMATION MANUAL | MANUAL SEC. 1-5 | PAGE 500

PART NO. 401900

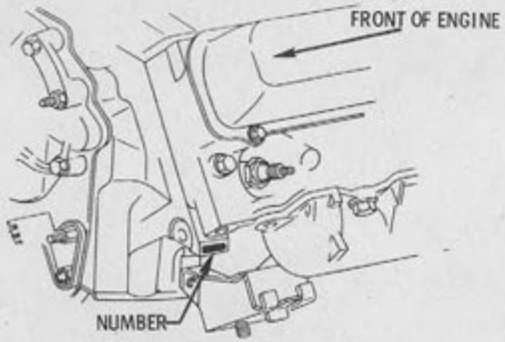

V-8 ENGINE
CYLINDER BLOCK - L.H. SIDE

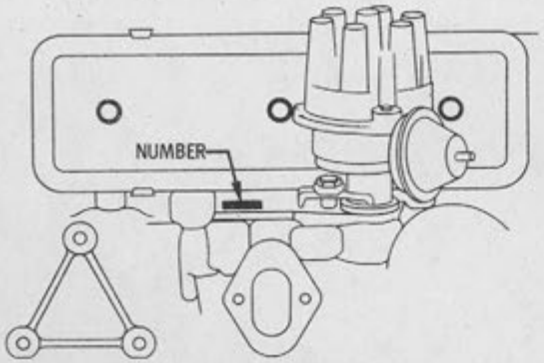

L-6 ENGINE
CYLINDER BLOCK - R.H. SIDE

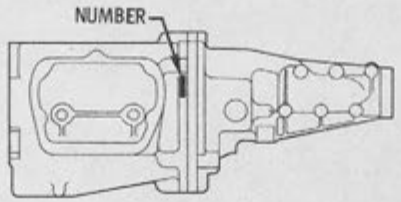

4 SPEED MANUAL TRANS.
(35M20 - 35M21)

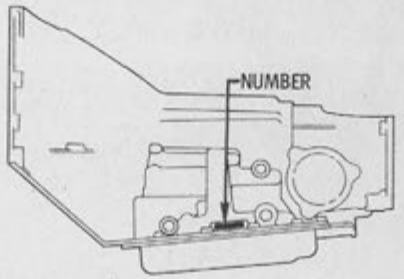

35M38 TRANS.

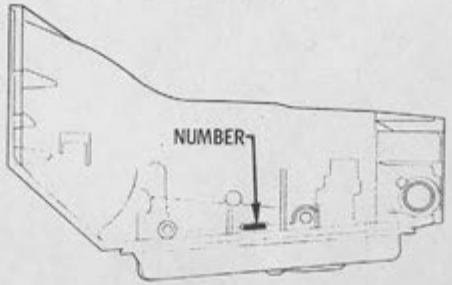

3 SPEED AUTOMATIC TRANS.
(STD. ON 84, 8600)
(35M40 - 35M41)

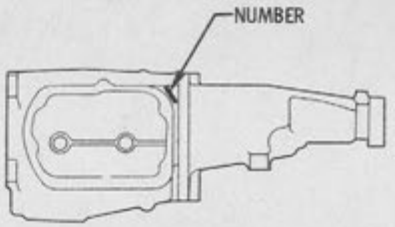

3 SPEED MANUAL TRANS.
(STD. ON 31, 32, 35, 36, 42, 4800)

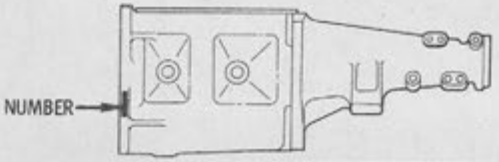

3 SPEED MANUAL TRANS. - HEAVY DUTY
(STD. ON 54, 64, 6600) (B)

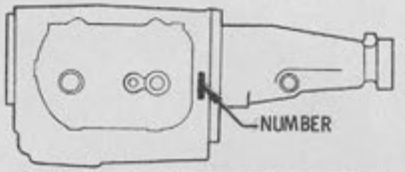

3 SPEED MANUAL TRANS. - HEAVY DUTY (A)
(STD. ON 4400) (35M14)

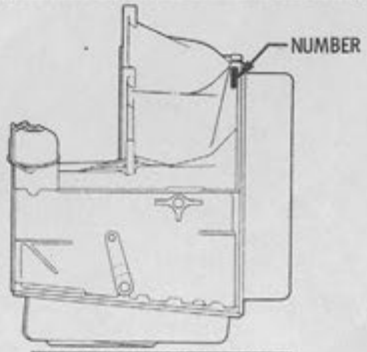

3 SPEED AUTOMATIC TRANS.
(STD. ON 94, 9600)

EACH VEHICLE ENGINE AND TRANSMISSION MUST BE STAMPED WITH A DERIVATIVE OF THE VEHICLE IDENTIFICATION NUMBER. THIS NUMBER OMITS THE SERIES AND BODY STYLE AS FOLLOWS:

VEHICLE IDENTIFICATION NUMBER - 394870M600001
ENGINE & TRANSMISSION PROTECTIVE NUMBER - 30M600001

SEE PAGE 22 FOR ADDITIONAL INFORMATION.

THE FOLLOWING REPAIR PROCEDURE WILL APPLY TO THE ABOVE STAMPED NUMBERS: "WHEN NO MORE THAN TWO (2) OF THE NINE CHARACTERS ARE INCORRECT IT WILL BE PERMISSIBLE TO OBLITERATE ONLY THE INCORRECT CHARACTER(S) WITH AN "X" STAMP AND RESTAMP THE CORRECT CHARACTER(S) ABOVE OR BELOW. IN THOSE INSTANCES WHERE THREE (3) OR MORE CHARACTERS ARE ERRONEOUS THE ENTIRE NUMBER IS TO BE OBLITERATED WITH AN "X" STAMP AND RESTAMP THE CORRECT NUMBER ABOVE OR BELOW THE ORIGINAL. IN THOSE CASES WHERE SPACE DOES NOT PERMIT OBLITERATION AND RESTAMP, ABOVE OR BELOW, THE ENTIRE NUMBER IS TO BE GROUND OFF AND RESTAMPED".

NOTE

STAMP PROTECTIVE NUMBER ON L.H. SIDE OF TRANSMISSION AT LOCATION SHOWN

DATE	SYM	REVISION	DR.	CK.
2-26-69	B	TITLE REVISED	PL	MB
2-26-69	A	TRANS. ADDED	PL	MB

TITLE PROTECTIVE NUMBER STAMPING - ENGINE AND TRANSMISSION

DATE OCTOBER 30, 1968
DR. BY P. LOCATELLI
CHECKED M. Barnhart
APPR. [signature]
APPR.

FIRST USED 1970 | OLDSMOBILE PRODUCT INFORMATION MANUAL | MANUAL SEC. O | PAGE 116

REF. | SERIES A-B-C-E | PART NO. 404411-2-3

R. CARROLL, INC. 66266

1969 PRODUCTION CAMSHAFTS

CAMSHAFT ASSY	CAMSHAFT	INDEX	ENGINE USAGE	VALVE LIFT	VALVE TIMING	CAMSHAFT IDENTIFICATION: SHAFT GRIND	CAMSHAFT IDENTIFICATION: COLOR CODE	CASTING: IDENT.	CASTING: PART NO.
400084	400085	2K	654 EXC. W31	INT. .400 EXH. .400	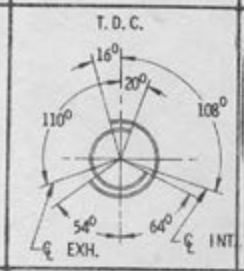		ONE BLUE STRIPE	NONE	401348
400117	400118	2AF	657 EXC. L32 664 EXC. W34	INT. .435 EXH. .435	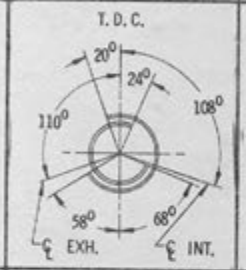		ONE GREEN STRIPE		
402486	402487	2BP	658 A.T. EXC. W30	INT. .440 EXH. .440	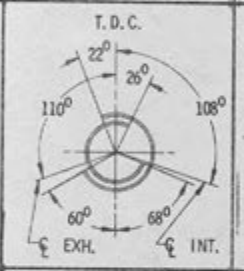		THREE ORANGE STRIPES		
400165	400166	151-D	657 L32 664 W34	INT. .472 EXH. .472	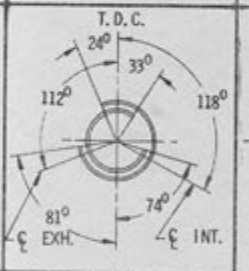		TWO WHITE STRIPES	2 CAST RINGS	389410
393859	393854	35-N	658 S.M. EXC. W30	INT. .472 EXH. .472	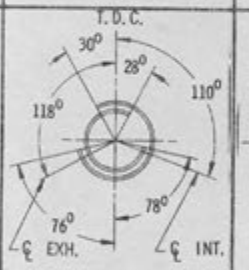		2 BLUE STRIPES		
402194	402195	57-AA	654 W31	INT. .474 EXH. .474	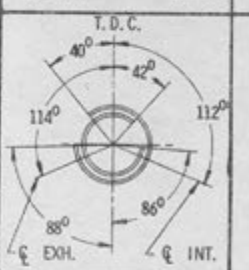	 REAR END VIEW	ONE WHITE STRIPE		
402569	402570	57-AB	658 W30	INT. .475 EXH. .475	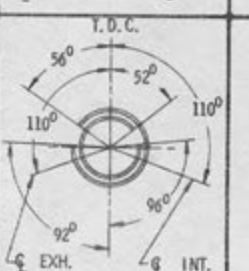	 REAR END VIEW	TWO GREEN STRIPES		

CHART - CAMSHAFT IDENTIFICATION

TITLE

DATE MAR 18 1968

DR. BY J. CASLER

CHECKED J. N. Bates

APPR. E. M. Rollins

FIRST USED 1969

REF.

OLDSMOBILE PRODUCT INFORMATION MANUAL

MANUAL SEC. 6-0 PAGE 100

SERIES A-B-C-E

PART NO. 403733

REVISION | DR. | CK. | DATE | STK

OLDSMOBILE DIVISION GENERAL MOTORS CORPORATION LANSING — MICHIGAN

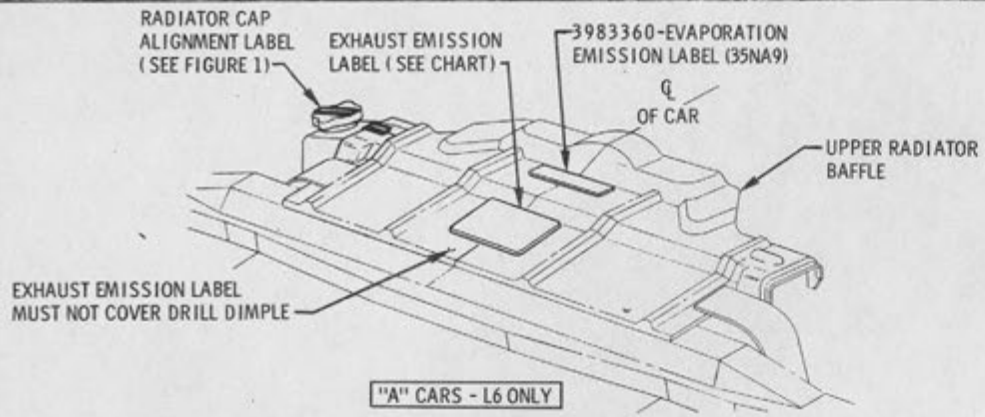

"A" CARS - L6 ONLY

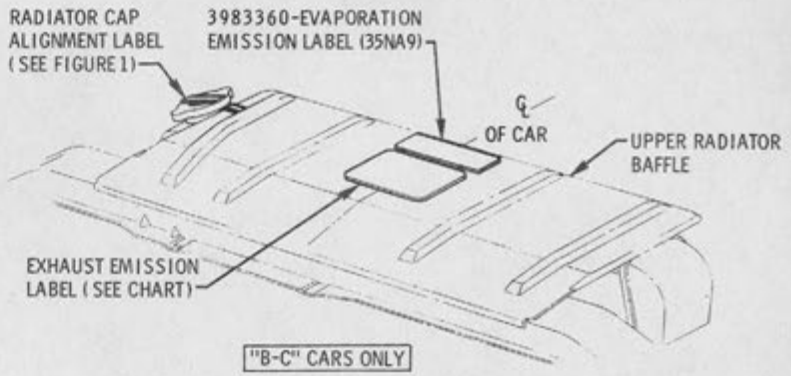

"B-C" CARS ONLY

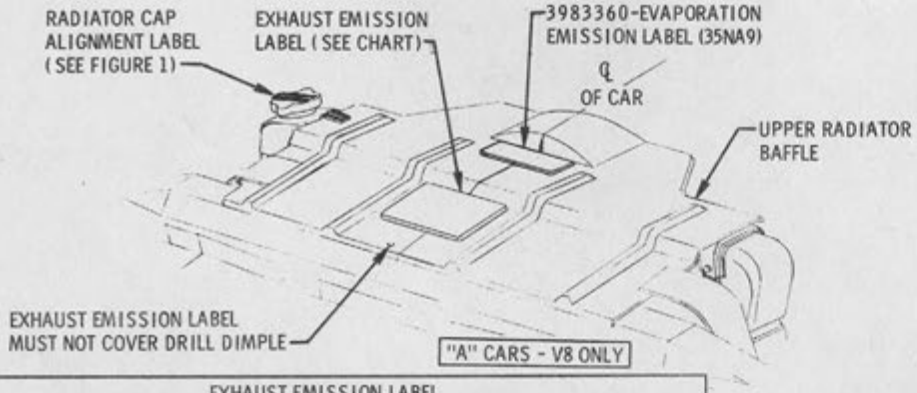

"A" CARS - V8 ONLY

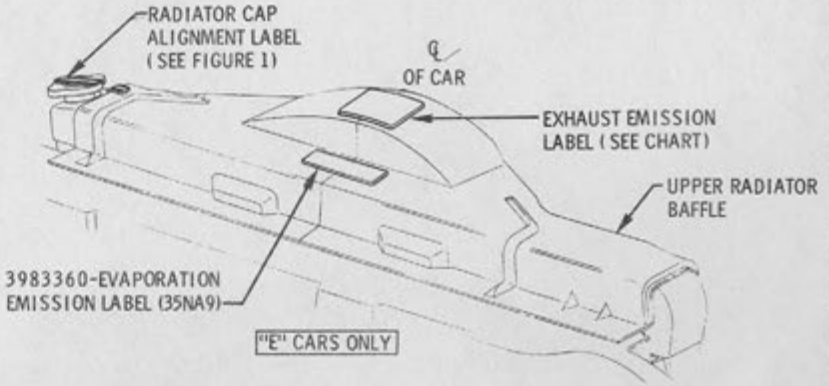

"E" CARS ONLY

EXHAUST EMISSION LABEL					
PART NO.	PROD. CODE	ENGINE CODE	PART NO.	PROD. CODE	ENGINE CODE
408816	SA	TP-TQ-UN-UO	408825	SI	QD-QX
408817	SB	VB	408826	SJ	QN-QP
408818	SC	VF	408827	SK	US-UT
408819	SD	UC-UD-UJ	408828	SL	UV-UW
408820	SE	TU	408829	SM	TV-TW-UL
408822	SF	QB			
408823	SG	TT	408831	SO	TC-TD-QA-QJ
408824	SH	TL-QI	408832	SP	TS

ATTACH LABEL SO THAT IT CAN BE READ FROM FRONT OF CAR. BE SURE AREA IS CLEAN OF GREASE & DIRT BEFORE ATTACHING LABEL.

MANDATORY PROCEDURE

1. FULLY TIGHTEN CAP.
2. APPLY LABEL ACROSS RADIATOR CAP AND UPPER BAFFLE.
3. BREAK LABEL AT PERFORATION AND PRESS LABEL EDGE DOWN ON RADIATOR.

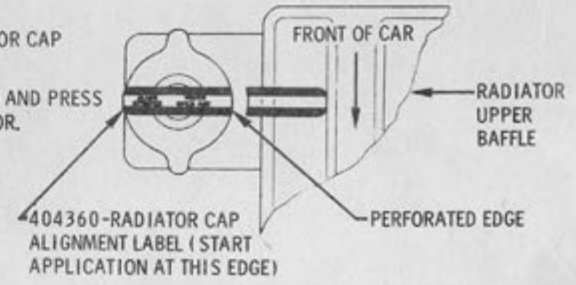

TYPICAL APPLICATION OF RADIATOR CAP ALIGNMENT LABEL

FIGURE 1

DATE	SYM	REVISION	DR.	CK.
3-2-70	K	408830 REMOVED		

TITLE LABELS

DATE APRIL 11, 1969 — DR. BY P. J. McKESSY — CHECKED M. Barnhart — APPR. — APPR.

FIRST USED 1970 — OLDSMOBILE PRODUCT INFORMATION MANUAL — MANUAL SEC. O — PAGE 108

REF. 68 13A — SERIES A-B-C-E — PART NO. 404411-2-3

R. CARROLL, INC.

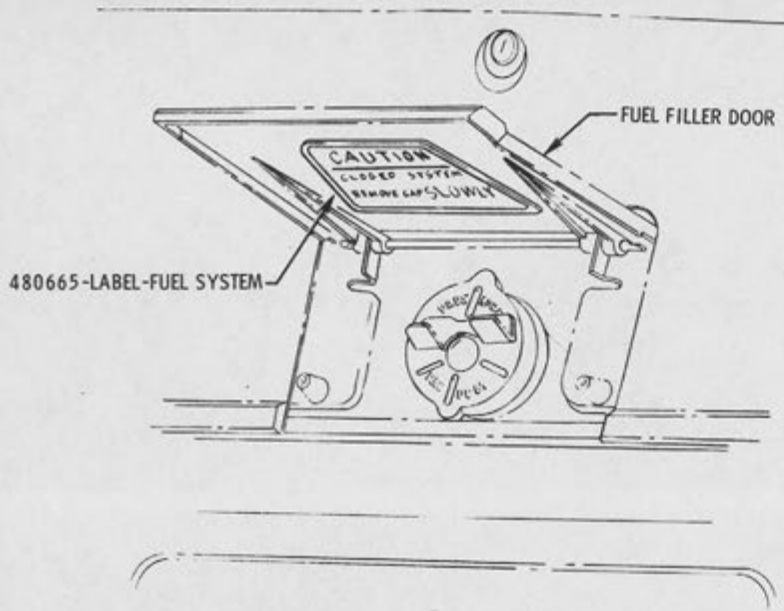

LABEL LOCATION FOR ALL "E" SERIES

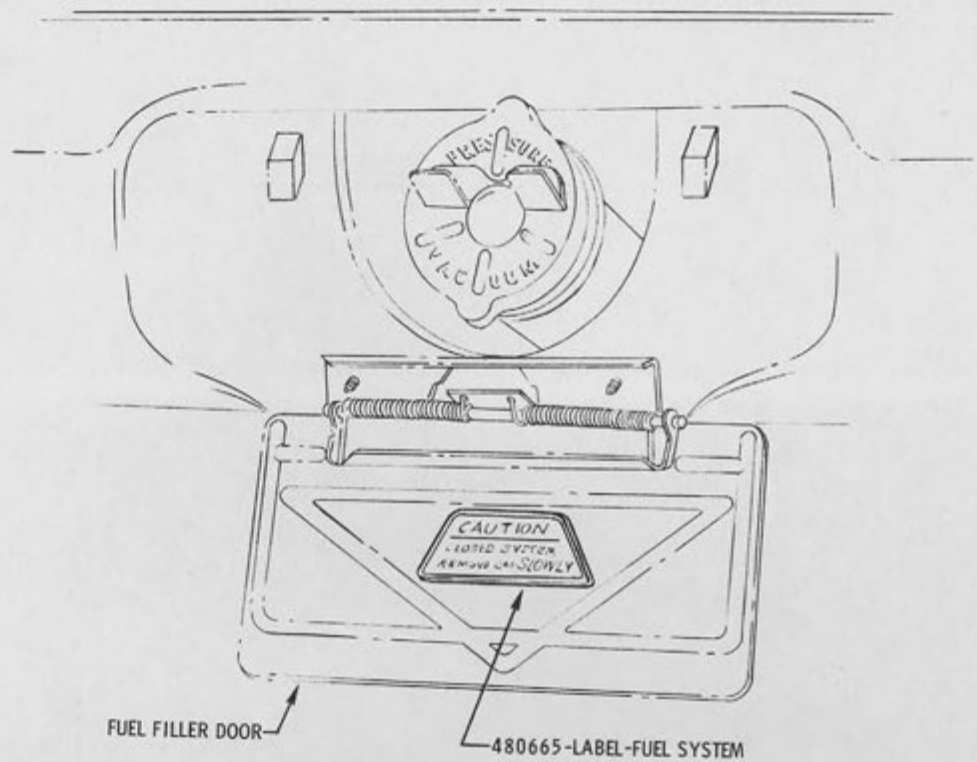

LABEL LOCATION FOR "B-C" AND "A" SERIES (EXCEPT STATION WAGONS)

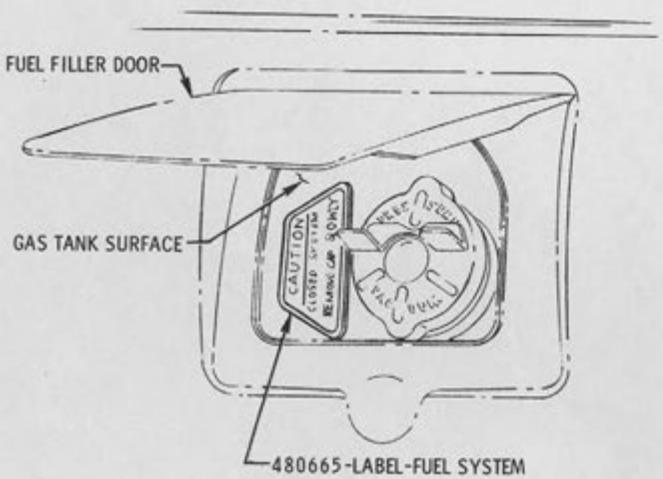

LABEL LOCATION FOR STATION WAGONS

4 3 2 1 0 FULLY DRIVEN, SEATED AND NOT STRIPPED

DATE	SYM	REVISION	DR.	CK.

TITLE	LABEL-FUEL FILLER DOOR (35NA9)			
DATE AUG. 28, 1969	FIRST USED 1970	OLDSMOBILE PRODUCT INFORMATION MANUAL	MANUAL SEC. O	PAGE 109
DR. BY B. PARKER				
CHECKED	REF. 35NA9	SERIES A-B-C-E	PART NO. 404411-2-3	
APPR.				
APPR.				

R. CARROLL, INC.

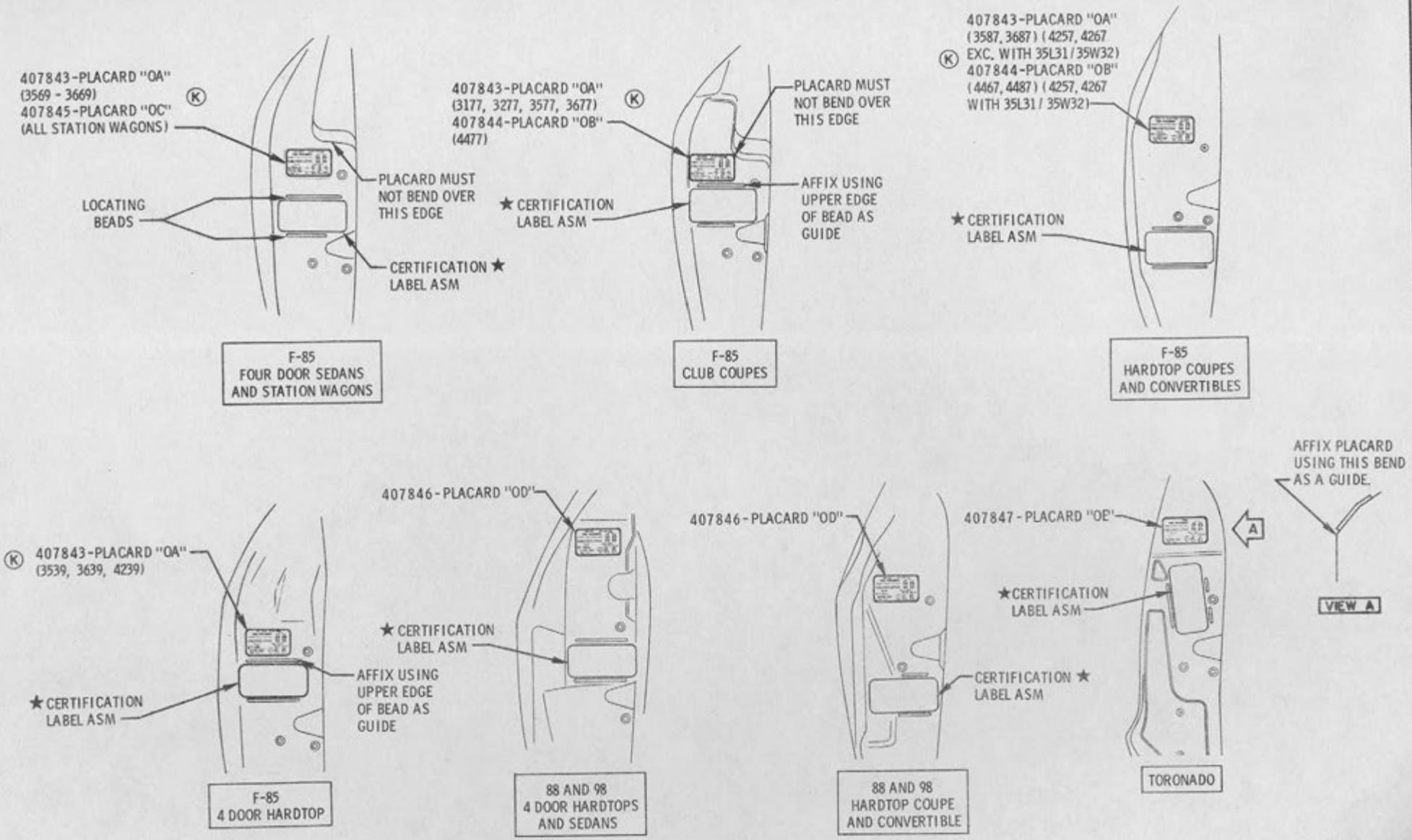

REMOVE BACKING PAPER & DOUBLE ROLL PLACARD ON FACE OF L. H. FRONT INNER PANEL IN AREA AS SHOWN WITH 12 LB. MINIMUM FORCE ON A FISHER FS111 RUBBER ROLLER OR EQUIVALENT.

PLACARD MUST BE HORIZONTAL AND ON A FLAT SURFACE FOR ITS ENTIRE AREA (EXCEPT E CAR)

★ CERTIFICATION LABEL ASM CONSISTS OF:
3975433-LABEL-VEHICLE CERTIFICATION (EXC. 97V78, 98V78).
3983908-OVERLAY-VEHICLE CERTIFICATION (EXC. 97V78, 98V78).

DATE	SYM	REVISION	DR.	CK.
3-5-70	K4	35L33 REMOVED	RC	[illegible]
11-20-69	J	REVISED + REDRAWN	PL	[illegible]
10-14-69	H2	407457 ADDED	PL	[illegible]
10-14-69	G	35W32 ADDED	PL	[illegible]

TITLE TIRE PRESSURE PLACARD AND CERTIFICATION LABEL

DATE NOVEMBER 11, 1968
DR. BY P. LOCATELLI
CHECKED [illegible]
APPR. J. A. Vonderhorn DEC
APPR.

FIRST USED 1970
OLDSMOBILE PRODUCT INFORMATION MANUAL
MANUAL SEC. O
PAGE 110
REF. 69XP-3224
SERIES A-B-C-E
PART NO. 404411-2-3

R. CARROLL, INC. [illegible]

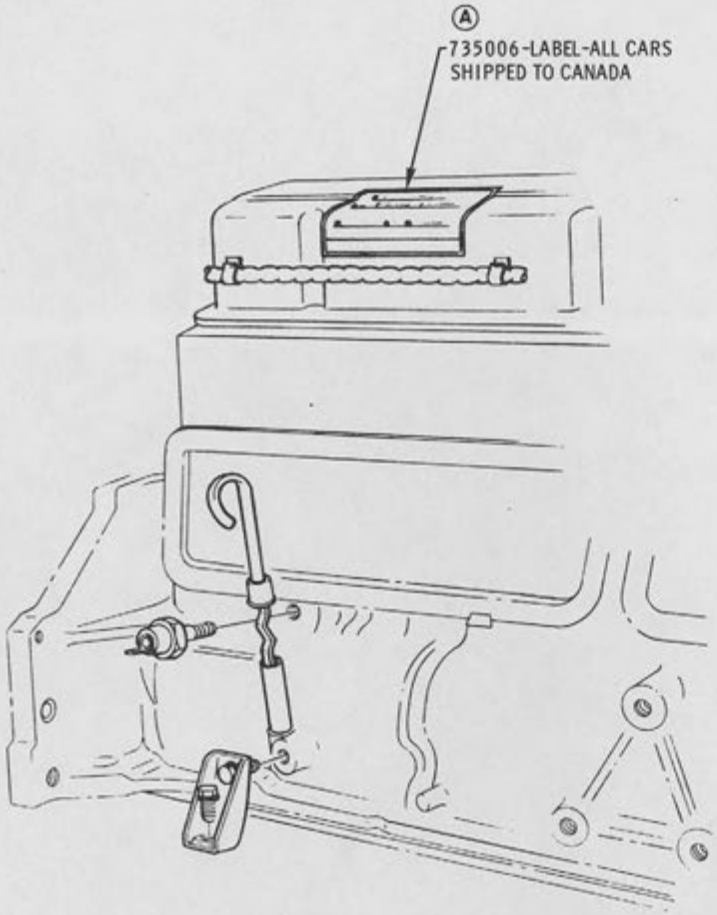

L-6

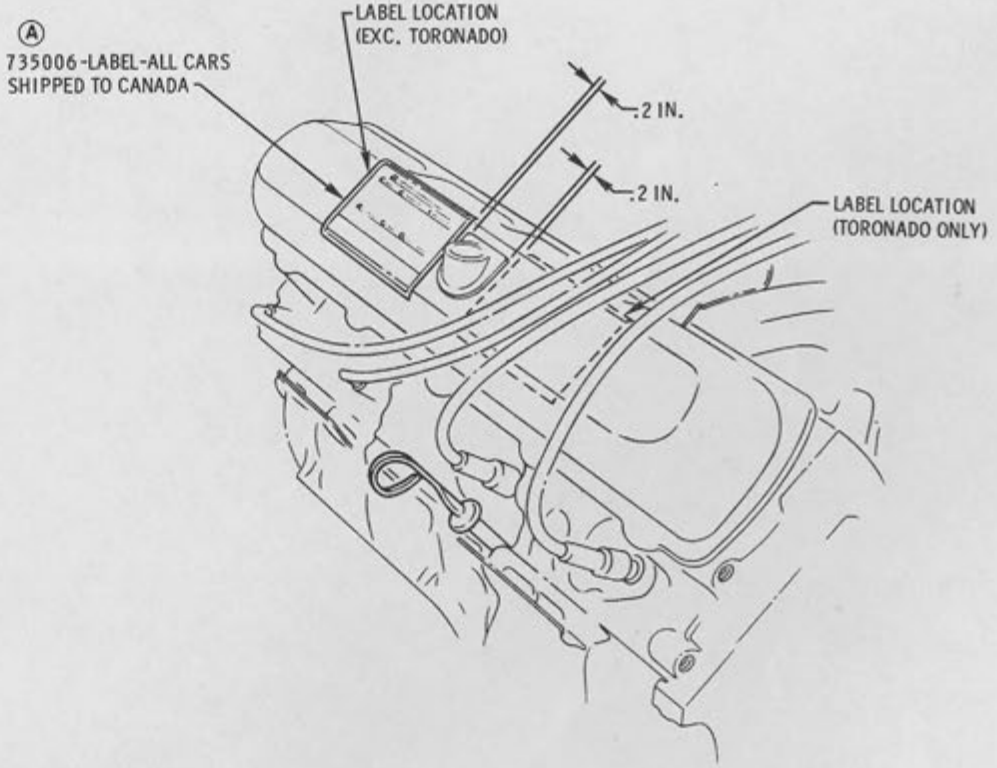

V-8

LOCATE LABEL ON ENGINE OIL DIPSTICK SIDE OF ENGINE ON VEHICLES EXPORTED TO CANADA

6-19-69	A_2	WAS 3406985-LABEL	TG	MB
DATE	SYM	REVISION	DR.	CK.

TITLE	LABEL - RECOMMENDED OIL CHANGE (CANADIAN)		
DATE MAY 13, 1969	FIRST USED 1970	OLDSMOBILE PRODUCT INFORMATION MANUAL	MANUAL SEC. O / PAGE 112
DR. BY Goodwin			
CHECKED MBarnhart	REF.	SERIES A-B-C-E	PART NO. 404411-2-3
APPR. Holmes			
APPR.			

R. CARROLL, INC. 69264

OLDSMOBILE DIVISION GENERAL MOTORS CORPORATION LANSING — MICHIGAN

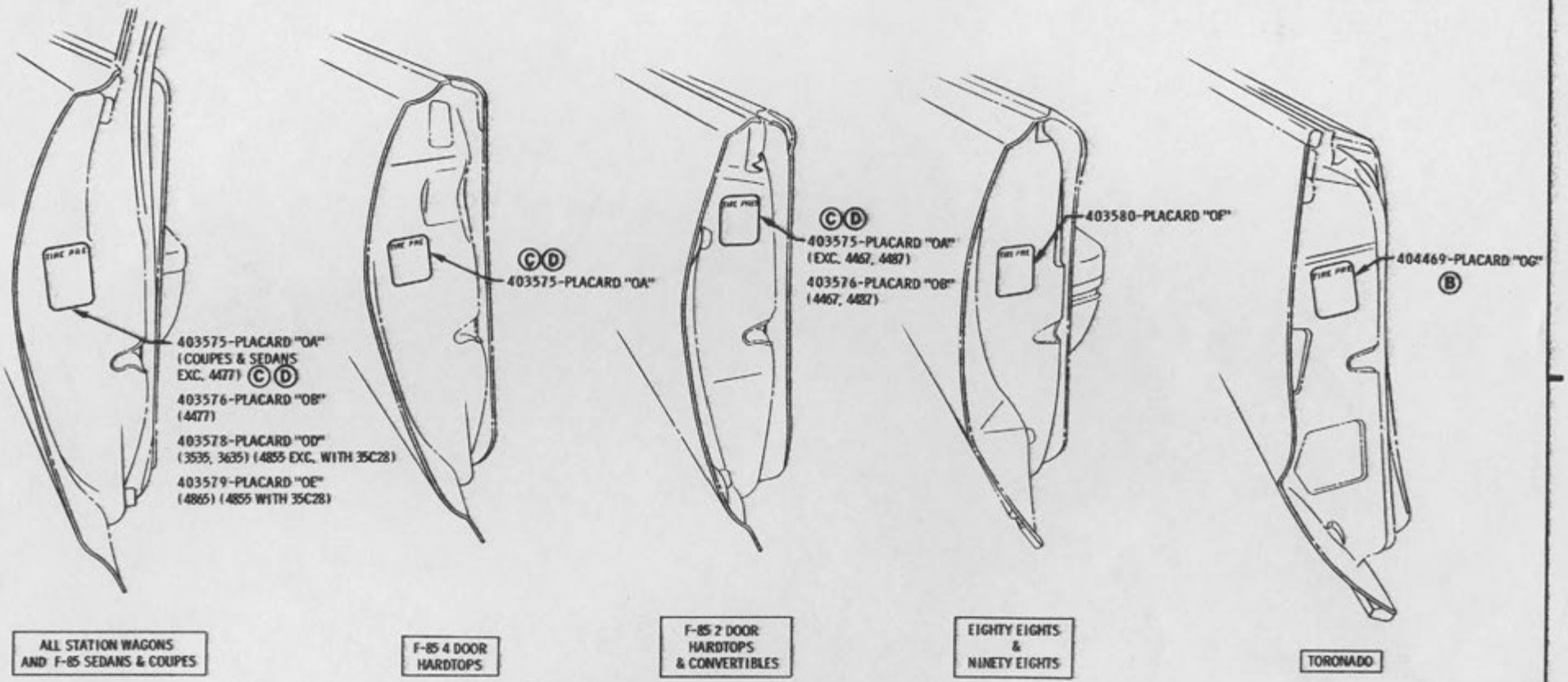

NOTE:
PLACARD TO BE INSTALLED TO DOOR PANEL WITH A DOUBLE ROLL WITH 12LB. MINIMUM FORCE ON A FISHER, FS111 RUBBER ROLLER OR EQUIVALENT.

NOTE:
PLACE LABEL ON FACE OF L. H. FRONT INNER PANEL IN AREA SHOWN FOR VARIOUS MODELS

DATE	SYM	REVISION	DR.	CK.	DATE	SYM	REVISION	DR.	CK.	DATE	SYM	REVISION	DR.	CK.
										3-18-69	D_3	PART NOS. REVISED	PL	[illegible]
										2-12-69	C_2	PART NOS. REVISED	PL	[illegible]
										8-23-68	B	WAS 403577 LABEL	PL	[illegible]
										8-8-68	A	NOTE ADDED	J13	[illegible]

TITLE PLACARD - TIRE PRESSURE

DATE JUNE 25, 1968
DR. BY Pete Lucatelli
CHECKED [illegible] Barnhart
APPR. [illegible]
APPR. [illegible] 6/26/68

FIRST USED 1969

OLDSMOBILE PRODUCT INFORMATION MANUAL

MANUAL SEC. O

PAGE 125

REF.

SERIES A-B-C-E

PART NO. 401900-1-2

Engr. Specifications

1969
OLDSMOBILE

CREDIT - OLDSMOBILE
HISTORY CENTER
00002028 6
920 TOWNSEND ST.
LANSING, MI 48921

F-Eighty-five
Vista Cruiser
Cutlass
442
S
Delta 88
Delta 88 Custom
Delta 88 Royale
Ninety Eight
Toronado

CHASSIS
SERVICE MANUAL

GENERAL INFORMATION AND PERIODIC MAINTENANCE

ALL SERIES

CONTENTS OF SECTION 0

Subject	Page
IDENTIFICATION	
MODEL	0-1
BODY AND STYLE	0-1
VEHICLE NUMBER PLATE	0-1
MODEL DESIGNATION CHART	0-2
ENGINE	0-3
TRANSMISSIONS	
MANUAL	0-4
JETAWAY	0-4
TURBO HYDRA-MATIC 350	0-4
TURBO HYDRA-MATIC 400	0-6
DIFFERENTIAL RATIOS	0-6
FINAL DRIVE	0-7
TIRE INFORMATION	0-7
TIRE ROTATION	0-7
TOWING DATA (WITH IGNITION KEY)	0-8
TOWING DATA (WITHOUT IGNITION KEY)	0-9
FACTORY OPTIONAL EQUIPMENT	0-10
PERIODIC MAINTENANCE	0-11
BATTERY	0-11
SERVICE BRAKES	0-12
BODY LUBRICATION	0-12
PERIODIC MAINTENANCE CHART	0-13
GUARDIAN MAINTENANCE CHART	0-16

IDENTIFICATION

MODEL

A five digit number, called the car series and body style designation number, identifies any car as to series and style. Reading from left to right, the digits represent the following:

The first digit indicates the General Motors Division.

The second and third digits are Fisher Body Shell Designation. The third digit also is used to designate the L-6 or V-8 engine (odd numbers indicate L-6 and even, V-8 engine).

The fourth and fifth digits are body style designation.

EXAMPLE: 3 3 1 77

- 77 — Club Coupe
- 31 — Standard F-85 Series With L-6 Engine
- 3 — GM Division (Oldsmobile)

BODY AND STYLE

The body and style numbers are stamped on a plate that is mounted on the left upper cowl. (Fig. 0-1)

Information on this plate shows:

1. Style Number
2. Body Number
3. Trim Number
4. Paint Number (Color Specification)
5. Time Built Code

All Fisher Body numbers are prefixed by a letter or letters indicating the plant at which the body was assembled.

F-85 bodies are coded as follows:

LAN - Lansing
BL - Linden
BF - Fremont
OS - Oshawa (Ontario, Can.)

All 88 series are coded as follows:

LAN - Lansing
BK - Kansas City
BL - Linden
BC - South Gate
ATL - Atlanta

All 98 series will be assembled at Lansing. (LAN)

The body and style number plate for Oshawa (Canada) built cars is shown in Fig. 0-2.

All 94 Series will be built at Lansing, Michigan and have code letters "EUC" for Body Unit Number(s) prefix. (Fig. 0-3)

VEHICLE NUMBER PLATE

The 1969 vehicle identification number plate is located in the left upper instrument panel. The numbers are visible

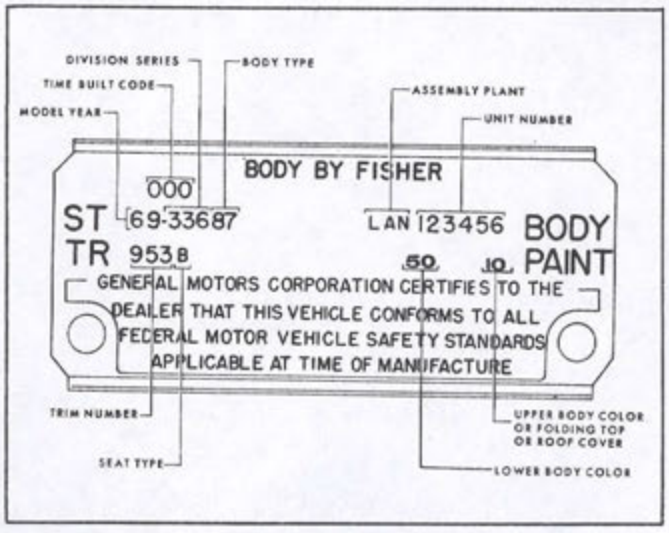

Fig. 0-1—Body and Style Number Plate (Exc. Toronado)

1969 MODEL DESIGNATION

Series	Body Description or Name	Body Style	Body Type	Chassis Designation L-6	Chassis Designation V-8	Sales and Scheduling Code L-6	Sales and Scheduling Code V-8
F-85 33100 (L-6) 33200 (V-8)	Club Coupe	77	A	33177	33277	3177	3277
Cutlass 33500 (L-6) 33600 (V-8)	2-Seat Station Wagon Holiday Sedan Convertible Town Sedan Sports Coupe Holiday Coupe	35 39 67 69 77 87	A	33535 33539 33567 33569 33577 33587	33635 33639 33667 33669 33677 33687	3535 3539 3567 3569 3577 3587	3635 3639 3667 3669 3677 3687
Cutlass Supreme 34200 (V-8)	Holiday Sedan Town Sedan Holiday Coupe	39 69 87	A		34239 34269 34287		4239 4269 4287
442 34400 (V-8)	Convertible Sports Coupe Holiday Coupe	67 77 87	A		34467 34477 34487		4467 4477 4487
Vista-Cruiser 34800 (V-8)	Two-Seat Three-Seat	55 65	A		34855 34865		4855 4865
Delta 88 35400	Holiday Coupe Holiday Sedan Convertible Town Sedan	37 39 67 69	B		35437 35439 35467 35469		5437 5439 5467 5469
Delta 88 Custom 36400	Holiday Coupe Holiday Sedan Town Sedan	37 39 69	B		36437 36439 36469		6437 6439 6469
Delta 88 Royale 36600	Holiday Coupe	47	B		36647		6647
Ninety-Eight 38400	Holiday Sedan Holiday Coupe Convertible Town Sedan	39 57 67 69	C		38439 38457 38467 38469		8439 8457 8467 8469
Ninety-Eight 38600	Luxury Hardtop Sedan Luxury Sedan (Pillar)	39 69	C		38639 38669		8639 8669
Toronado 39400	Coupe	87	E		39487		9487

from the outside of the car. (Fig. 0-4) Each unit number is prefixed by a letter and six numbers and have designations as shown in Fig. 0-5.



Fig. 0-2—Body and Style Plate (Oshawa)

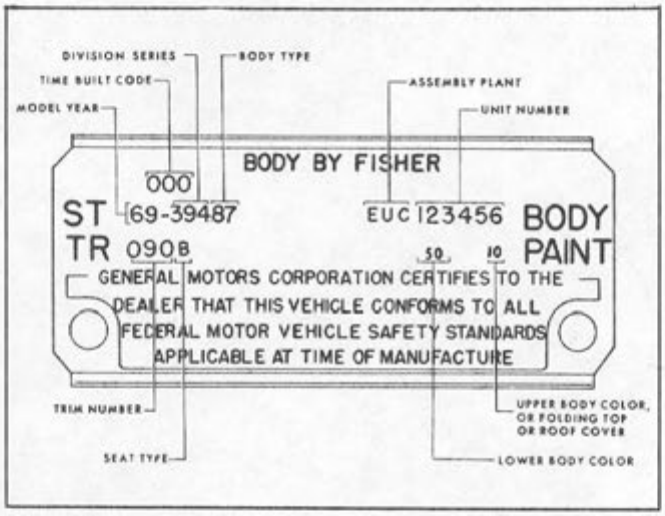

Fig. 0-3—Body and Style Plate (Toronado)

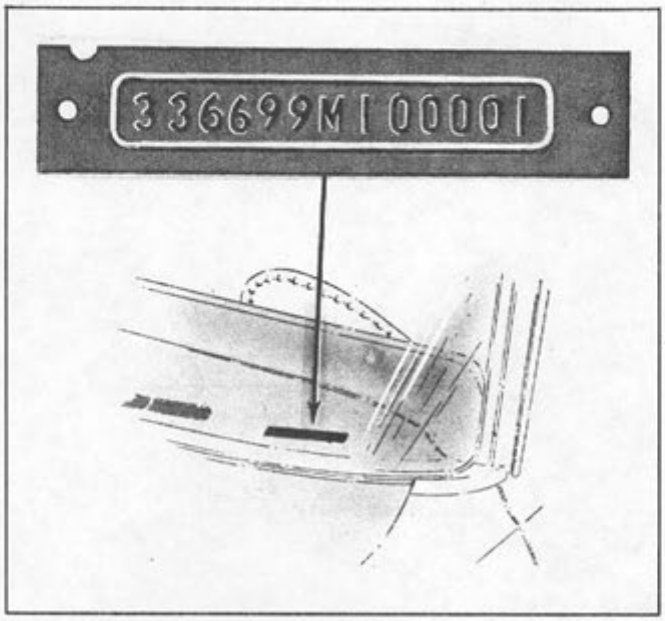

Fig. 0-4—Vehicle Indentification Number Plate

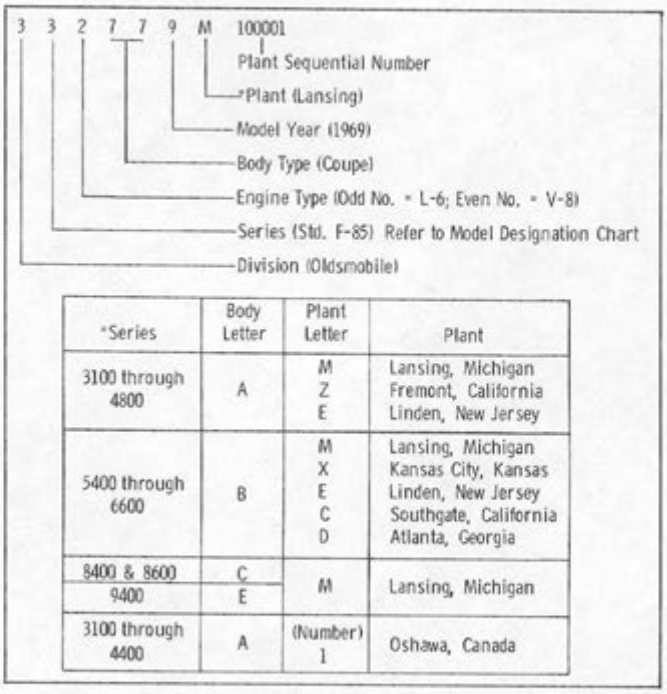

*Series	Body Letter	Plant Letter	Plant
3100 through 4800	A	M Z E	Lansing, Michigan Fremont, California Linden, New Jersey
5400 through 6600	B	M X E C D	Lansing, Michigan Kansas City, Kansas Linden, New Jersey Southgate, California Atlanta, Georgia
8400 & 8600	C	M	Lansing, Michigan
9400	E		
3100 through 4400	A	(Number) 1	Oshawa, Canada

Fig. 0-5—Vehicle Identification Plate Data

ENGINE
(For Manufacturing and Service Use)

The L-6 Engine has a DATE-CODE stamped on the right side of the engine block, directly to the rear of the distributor. (Fig. 0-6)

The data code consists of a letter, four digits and two letters. The first letter stands for source identification. The first two digits show the month and the second two digits show the day the unit was built. The last two letters show transmission or option usage.

EX.: F 07 12 VE

- VE — Jetaway Equipped
- 12 — Day of Month
- 07 — July - Month
- F — Source Code (Flint)



Fig. 0-6—L-6 Engine Unit Number Location

V-8 engines have the code tape installed directly above the engine unit number which is stamped on the engine oil fill tube. (Fig. 0-7) Chart on page 0-5 shows engine usage and identification.

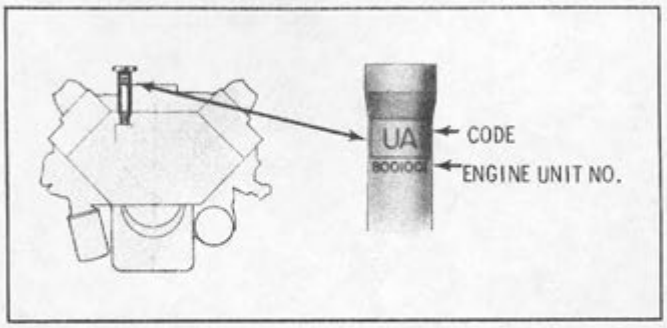

Fig. 0-7—V-8 Engine Number and Code Location

TRANSMISSIONS

MANUAL

The three speed standard transmission has 1" high identification code letters on the right-hand side of case. The three speed heavy duty transmission has 2" high identification code letters on the right-hand side of extension housing. Fig. 0-8 shows manual transmission identification.

TYPE	SERIES	CODE R. H. SIDE OF CASE	OPTION CODE
3-Speed	3100, 3500 L-6 Engine 3200, 3600, 4200, 4800	QP RJ	
3-Speed Heavy Duty	5400, 6400, 6600 Column Shift 4400 Floor Shift 3200, 3600, 4200 Floor Shift (Except Station Wagons)	DA DB DB	 M-14
4-Speed	3200, 3600, 4200, 4400, 4800 (wide ratio) 3200, 3600, 4200, 4400 (close ratio)	XG XF	M-20 M-21

Fig. 0-8—Manual Transmission Code Letters

JETAWAY

Transmission MODEL and CODE NUMBERS are stamped on the servo cover as shown in Fig. 0-10.

EXAMPLE 69 LC 001

- 001 — First Day of Production
- LC — Model LC (L-6 Usage)
- 69 — 1969 Model Year

JETAWAY MODEL	USAGE
LC	All 6 Cyl.
MM	V-8 - 32 and 36
MS	V-8 - 5400 Series (350 cu. in.) without K-30
MU	V-8 - 5400 Series (350 cu. in.) with K-30

Fig. 0-9—Jetaway Transmission Usage



Fig. 0-10—Jetaway Model and Date Code Location

TURBO HYDRA-MATIC 350

Transmission Model and Code Numbers are stamped on the servo cover as shown in Fig. 0-11.

EXAMPLE: 69 JG 001

- 001 — First Day of Production
- JG — Model JG (36 and 4200 2Bbl.)
- 69 — 1969 Model Year



Fig. 0-11—Turbo Hydra-Matic (350) Model Location

HYDRA-MATIC MODEL	MODEL	ENGINE
JG	36 and 4200	350 Cu. In. 2 Bbl.
JL	32, 36 and 4200	350 Cu. In. 4 Bbl.

Fig. 0-12—Turbo Hydra-Matic (350)

ENGINE IDENTIFICATION CHART

Series	Trans.	250 Cu. In. 8.50 C.R. 1 Bbl. L-6	350 Cu. In. 9.00 C.R. 2 Bbl. V-8	350 Cu. In. 10.25 C.R. 4 Bbl. V-8	350 Cu. In. 10.50 C.R. 4 Bbl. V-8 W-31	400 Cu. In. 10.25 C.R. 4 Bbl. V-8	400 Cu. In. 10.50 C.R. 4 Bbl. V-8 W-30	455 Cu. In. 9.0 C.R. 2 Bbl. V-8	455 Cu. In. 10.25 C.R. 4 Bbl. V-8	455 Cu. In. 10.25 C.R. 4 Bbl. V-8 L-32	455 Cu. In. 10.25 C.R. 4 Bbl. V-8	455 Cu. In. 10.25 C.R. 4 Bbl. V-8 W-34
3100	SMT	S VA & VB*										
	AMT	S VE & VF*										
3200	SMT		S QI	O QV	O QX							
	AMT		S QA & QB*	O QN & QP*								
3500	SMT	S VA & VB*										
	AMT	S VE & VF*										
3600	SMT		S QI	O QV	O QX							
	AMT		S QA & QB* QJ*	O QN & QP*								
4200	SMT		O QI	S QV	O QX							
	AMT		O QA & QB* QJ*	S QN & QP*								
4400	SMT					S QW	O QU					
	AMT					S QR & QS*	O QT					
4800	SMT		S QI	O QV								
	AMT		S QA & QB*	O QN & QP*		O QR & QS*						
5400	SMT		S TL					O UJ				
	AMT		S TB* & TD TC*					O UC & UD*	O UN & UO*	O UL		
6400	SMT							S UJ				
	AMT							S UC & UD*	O UN & UO*	O UL		
6600	SMT							S UJ				
	AMT							S UC & UD*	O UN & UO*	O UL		
8400 8600	AMT ONLY								S UN & UO*			
9400	AMT										S US	O UW
	ONLY										UT* & UV*	

S - Standard O - Option *With Air Conditioning

Export Option:
L-6 Export Option (7.25) Compression Ratio (CR)
V-8 Export Option (8.3) Compression Ratio (CR) Available in 2 or 4 Barrel.

TURBO HYDRA-MATIC 400

The Turbo Hydra-Matic serial number for all series except Toronado is stamped on a plate located on the right side of the case. (Fig. 0-14). The Turbo Hydra-Matic serial number for Toronado series is stamped on a plate located on the left-hand side of the converter housing. (Fig. 0-15)

TURBO HYDRA-MATIC USAGE CHART

TURBO HYDRA-MATIC MODEL	MODEL	ENGINE
OA	5400	350 Cu. In. with K30
OA	4800	350 Cu. In.
OB	5400 through 8600	455 Cu. In. 4 Bbl. high compression without K30
OC	5400 through 6600	455 Cu. In. 2 Bbl. low compression without K30
OF	5400	350 Cu. In. without K30
OG	4400 (442)	400 Cu. In. without W30
OJ	9400	455 Cu. In. without W34
OK	5400 through 8600	455 Cu. In. 4 Bbl. high compression with K30
OL	5400 through 6600	455 Cu. In. with L32
OM	9400	455 Cu. In. with W34
OP	4800	400 Cu. In. 4 Bbl. high compression
OR	5400 through 6600	455 Cu. In. 2 Bbl. low compression with K30
OW	4400 (442)	400 Cu. In. with W30



Fig. 0-14—Turbo Hydra-Matic (400) Serial Number Plate



Fig. 0-15—Turbo Hydra-Matic (Toronado) Serial Number Plate

DIFFERENTIAL RATIOS

The differential ratio code letters (1/4" high) are stamped on the right rear inboard side of the axle housing tube. (Fig. 0-16)

Letters, for standard, Anti-Spin and final drive differentials, indicating corresponding ratio for each series are shown in Fig. 0-17.

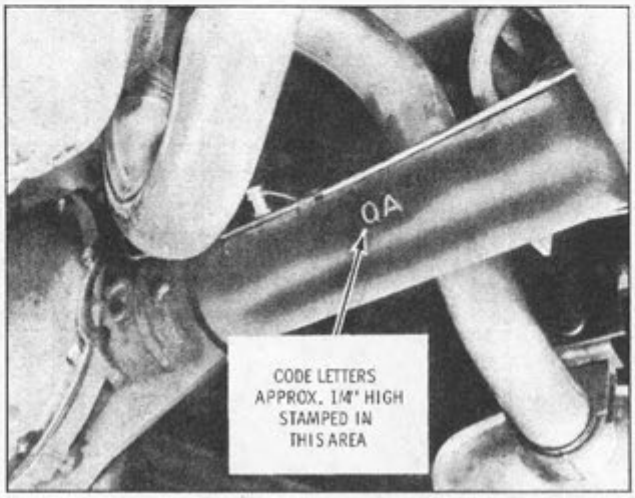

Fig. 0-16—Axle Code Location (Exc. Toronado)

1969 DIFFERENTIAL IDENTIFICATION CODE

	Gear Ratio	No. Gear Teeth	Code Letters Standard Differential		Code Letters Anti-Spin Differential	
			Std. Equip.	With *J-L2 **J-55	Std. Equip.	With *J-L2 **J-55
3100 Thru 4400 (Type "O")	2:56 2:78 3:08 3:23 3:42 3:91 4:33	41:16 39:14 40:13 42:13 41:12 43:11 39:09	R2 SA SC SE	R6 S2 S4 S6	R3 SB SD SF TM TO TY	R7 S3 S5 S7 S9 T3
3100 Thru 4400 (Type "C")	2:56 2:73 3:07 3:31 3:55 3:73	41:16 41:15 43:14 43:13 39:11 41:11	R8 RA RC RE	TR TT T4 T6	R9 RB RD RF TL TN	TH TJ T5 T7
4800 Series (Type "O") Only	2:78 3:08 3:23	39:14 40:13 42:13	TA SM SO		TB SN SP	
5400 Series (350 Cu. In.)	2:78 3:08 3:23	39:14 40:13 42:13	RA RC RE		RB RD RF	
5400 (455 Cu. In.) 64-6600 Series	2:56 2:93	41:16 41:14	QC QI	QQ QU	QD QJ	QR QV
84-8600 Series	2:56 2:93	41:16 41:14	QQ QU	QC QI	QR QV	QD QJ
9400 Series	3:07	43:14	T			

*Applies to 3100 through 4400 and 8600 Series
**Applies to 5400 through 6600 Series

FINAL DRIVE ASSEMBLY (Differential)

The date code is stamped on the flange near the right hand spreader hole (Fig. 0-18).

DATE CODE: The code letter for month and number(s) for actual date.

A - Jan.	D - April	H - July	L - Oct.
B - Feb.	E - May	J - Aug.	M - Nov.
C - March	G - June	K - Sept.	N - Dec.

EXAMPLE:

M13 = Built November 13

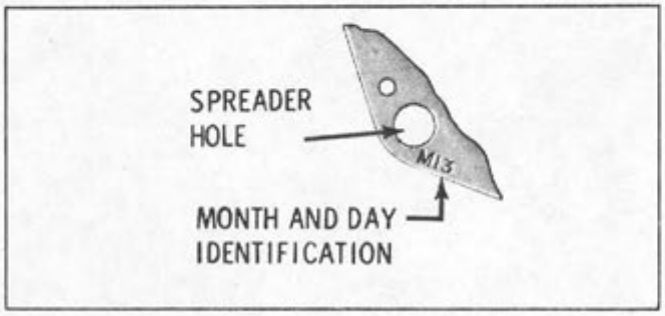

Fig. 0-18—Final Drive Date Code

TIRE INFORMATION

RECOMMENDED COOL TIRE INFLATION PRESSURES - POUNDS PER SQUARE INCH

Model	Front	Rear
F85 L6 Exc. Station Wagon	25	25
F85 V8 Exc. 442 and Station Wagon	25	25
442	26	26
Eighty Eight and Ninety Eight	25	25
Cutlass Station Wagons and 2-Seat Vista Cruiser Without Dual Acting Tailgate	25	32
2 and 3 Seat Vista-Cruiser with Dual Acting Tailgate and 3-Seat Vista Cruiser without Dual Acting Tailgate	22	30
Toronado Exc. Fiberglass Belted Tires	25	23
Toronado with Fiberglass Belted Tires	25	20

When the car is driven a few miles, tires warm up causing pressure increase. If tire pressures are checked when tires are warm, they may be up to 6 pounds higher than the pressures shown on the chart.

For continuous high speed operation (over 75 mph) increase tire pressure (cool) 4 pounds over the above recommended inflation pressures, up to a maximum of 32 pounds.

Over inflation at light loads will have an adverse effect on the car ride and tire tread wear pattern. Under inflation will promote heat and abnormal wear.

When towing trailers, the allowable passenger and cargo load must be reduced by an amount equivalent to the trailer tongue load on the trailer hitch.

Vehicles with luggage racks do not have a load limit greater than specified in the vehicle load capacity chart.

Tread Wear Indicators

The original equipment tires incorporate built-in tread wear indicators to assist in determining when tires have been worn to the point of needing replacement. These indicators are molded into the bottom of the tread grooves and will appear as 1/2 inch wide bands when tire tread depth becomes 1/16 of an inch. When the indicators appear in two or more adjacent grooves, tire replacement due to tread wear is recommended.

VEHICLE LOAD CAPACITY AND DISTRIBUTION

Model	Full Load Capacity Is:	
All Models - Except Station Wagons	1100 Lbs. Total	3 Passengers Front 3 Passengers Rear 200 Lbs. Luggage
	950 Lbs. Total	Bucket Seats 5 Passengers 200 Lbs. Luggage
Station Wagon 2 Seat	1200 Lbs. Total	3 Passengers Front 3 Passengers Rear 300 Lbs. Luggage
Station Wagon 3 Seat	1200 Lbs. Total	3 Passengers Front 3 Passengers Second Seat 2 Passengers Third Seat or 300 Lbs. Luggage

TIRE ROTATION

To equalize wear, it is recommended that the four road tires be rotated every 6,000 miles, see Fig. 0-19. It is not necessary to rotate the spare. Upon rotation, tire pressures must be adjusted (front and rear) in accordance with the recommendations in the tire inflation pressure table. Also keep tires balanced, the front wheels aligned, and periodically examine tires for unusual wear.

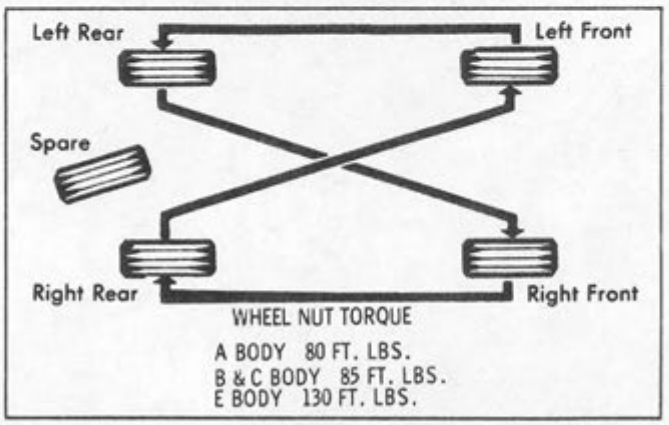

Fig. 0-19—Tire Rotation

TIRE SIZES	
SERIES	TIRE SIZE
F-85 Except S.W. and 4-4-2	
Standard	7.75 x 14
Wide Oval Option	F70 x 14 ("S" Coupes)
Fiberglass Belted Option	F78 x 14 F/B
Custom Premium Option	7.75 x 14
White Letter Wide Oval	F70 x 14 ("S" Coupes)
Wide Oval Fiberglass Belted	F70 x 14 F/B ("S" Coupes)
Cutlass Station Wagon 2 Seat Vista-Cruiser with Standard Tailgate	
Standard	8.25 x 14
Fiberglass Belted Option	G78 x 14 F/B
Custom Premium Option	8.25 x 14
2 Seat Vista-Cruiser with Tailgate Option and 3 Seat Vista-Cruiser	
Standard	8.55 x 14
Fiberglass Belted Option	H78 x 14 F/B
Custom Premium Option	8.55 x 14
4-4-2	
Standard	F70 x 14
White Wall Option	G78 x 14
Fiberglass Belted Option	F70 x 14 F/B
White Letter Wide Oval	F70 x 14
Delta, Delta Custom and Delta Royale	
Standard	8.55 x 15
Fiberglass Belted Option	H78 x 15 F/B
Custom Premium Option	8.55 x 15
Ninety Eight	
Standard	8.85 x 15
Fiberglass Belted Option	J78 x 15 F/B
Custom Premium Option	8.85 x 15
Toronado	
Standard	8.85 x 15 T-FD
Fiberglass Belted Option	J78 x 15 F/B
Custom Premium Option	8.85 x 15

TOWING DATA (WITH IGNITION KEY)

Toronado

It is recommended that the car be towed with the front wheels off the ground. However, the car can be towed with the rear wheels off the ground if damage in the rear wheel area will not permit such towing. In this event, the car may be towed with the rear wheels off the ground by placing the selector lever in the "N" (neutral) position and driving at speeds not to exceed 35 mph for distances up to 50 miles. When towing with the front wheels off the ground, the sling should be 4 feet wide so the straps contact the bumper at the jacking points. A 4x4 about 5 feet long is used between frame and sling so that lower valance panel is not damaged. (Fig. 0-20)



Fig. 0-20—Towing Toronado

If it becomes necessary to tow or winch from the rear, the hooks should be positioned just inboard of rebound bumper. Do not install towing hooks any further inboard than shown because of possible damage to axle and not over emergency brake cables which are just in front of axle in this area. (Fig. 0-21)

All Others

Except when the transmission, propeller shaft or rear axle has become damaged or when the transmission is low on fluid, the car may be towed with the selector lever in the "N" (Neutral) position at speeds up to 35 mph, for distances up to 50



Fig. 0-21—Towing Toronado

miles. For higher speeds, longer distances, or if the transmission has become damaged or has lost fluid, it is recommended that the car be towed with the rear wheels off the ground or the propeller shaft disconnected at the differential and secured to the frame or exhaust pipe. If the car is towed with the rear wheels off the ground, the steering wheel should be centered and lashed to the window division channel or held in centered position with a steering clamp. The car should not be lifted more than six inches off the ground or towed at speeds above 35 mph. When towing with the wheels off the ground, it is recommended that a 4" x 4" timber be located beneath the lower edges of the bumper to prevent lift chains damaging the lower panel.

TOWING DATA (WITHOUT IGNITION KEY)

If the ignition key is not available, the steering wheel cannot be turned and the transmission will be in the "Park" position. ("Reverse" position if manual transmission equipped.) The car may be towed using one of the following procedures.

If a towing dolly is not available, the car can be towed by lifting the rear end if the front wheels are locked in the straight ahead position. A steering wheel clamp should be used for this type of towing. If the steering wheel is locked in a turn, the car should not be towed in this manner because it might track excessively beyond the width of the wrecker.

TORONADO

Column Shift

It is recommended that the car be towed with the front wheels off the ground. If rear end damage prevents this, the car can be towed with the rear wheels off the ground providing the front wheels are in the straight ahead position and the transmission is shifted into neutral. This can be done by disconnecting the shift rod from the steering column lever and gently pushing down on the shift rod until the second detent from the "Park" position is felt. (Fig. 0-22) Secure rod to steering column to prevent damage.

Console Shift

Disconnect shift rod from the steering column lever. The transmission cannot be shifted out of "Park" by pushing down on disconnected rod. An additional operation is required. If the car doors are unlocked the transmission can be shifted into neutral with the shift lever. If the doors are locked, it will be necessary to disconnect the shift linkage at the transmission and manually move the transmission lever to the neutral position which is rearward two detents (Fig. 0-23).

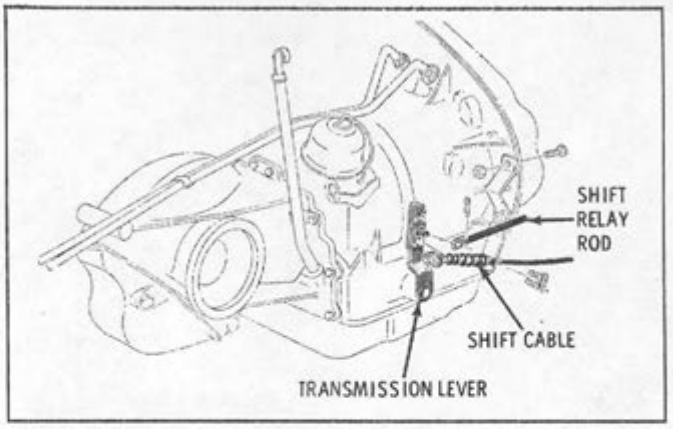

Fig. 0-23—Toronado Transmission Lever

To prevent transmission damage when towing with front wheels on the ground, do not exceed 35 mph or a distance of 50 miles.

ALL OTHER SERIES

If the car cannot be towed with front wheels on the ground because of damage or front wheels turned too far, the following instructions must be followed.

Automatic Transmission (Column Shift)

The shift rod must be disconnected from the steering column lever. (Fig. 0-24) Neutral is obtained by pushing down on the shift rod until the second detent position from "Park" is felt. Secure rod to steering column to prevent damage.

Automatic Transmission (Console Shift)

The same procedure as automatic transmission (column shift) applies except that an additional operation is required. If car doors are unlocked, the transmission can be shifted into

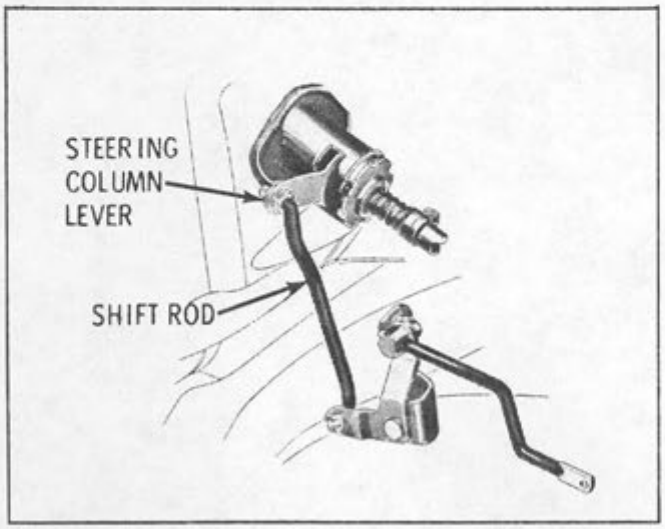

Fig. 0-22—Shift Rod

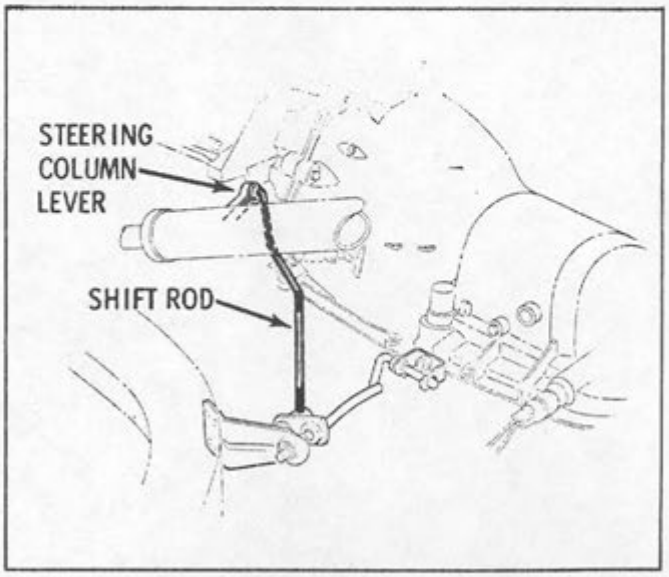

Fig. 0-24—Shift Rod

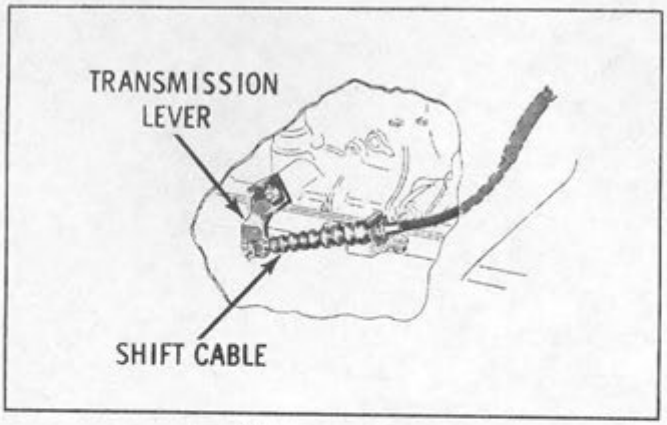

Fig. 0-25—Transmission Lever

neutral with the shift lever. If the doors are locked, it is necessary to disconnect the shift linkage at the transmission and manually move the transmission lever rearward two detents to the neutral position (Fig. 0-25).

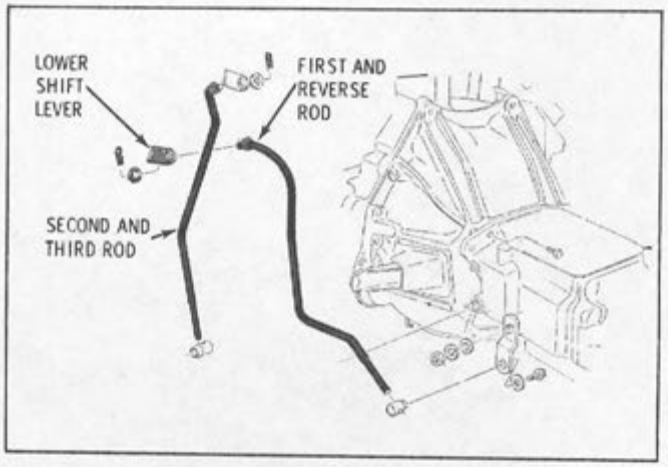

Fig. 0-26—First and Reverse Shift Rod

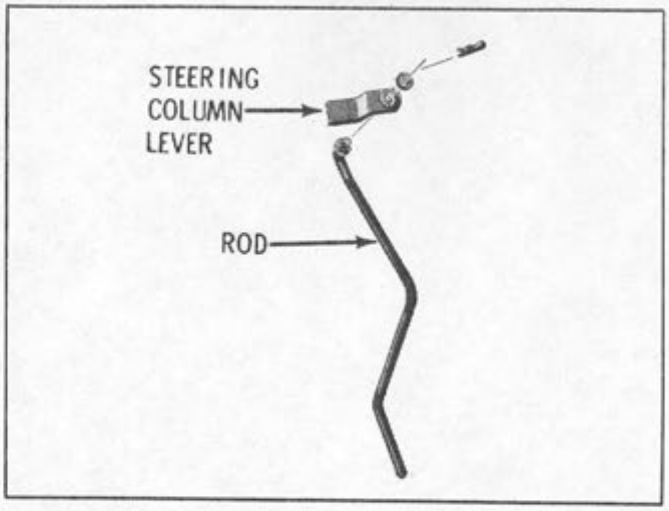

Fig. 0-27—Shift Rod

Manual Transmission (Column Shift)

Disconnect the "First and Reverse" shift rod from lever on the lower end of the steering column. This is the lever which is closer to the front of the car. (Fig. 0-26) With the rod disconnected, the transmission can be placed in neutral by pushing on the rod until it moves one detent. Wire the rod to the steering column to prevent possible damage.

Manual Transmission (Floor Shift)

Disconnect the rod at the lever on the steering column. (Fig. 0-25) The transmission can be shifted to neutral by pushing on the rod; however, it cannot be shifted back into reverse unless entrance can be gained to the passenger compartment.

On all models except Toronado, the towing speed and distance can be exceeded if the propeller shaft is disconnected at the differential and secured to the frame or tail pipe.

FACTORY INSTALLED OPTIONAL EQUIPMENT

The following list of factory installed options have been used in numerous sections of this Service Manual. This list does not cover all optional equipment but only the items which effect adjustments or service procedures covered in this manual.

OPTION CODE	DESCRIPTION
A-91	Vacuum Trunk Lid Latch
A-93	Vacuum Door Lock, All Doors
B-01	Police Apprehender - City Cruiser w/Heavy Duty Suspension
B-07	Police Apprehender - Highway Patrol w/Heavy Duty Suspension
C-28	Dual Action Tailgate
C-49	Electrical Defrosting Rear Window

FACTORY INSTALLED OPTIONAL EQUIPMENT (CONT'D.)

OPTION CODE	DESCRIPTION
C-50	Rear Window Defogger
C-60	Air Conditioning
C-61	Air Conditioning with Automatic Controls
G-51	Heavy Duty Rear Springs
G-66	Superlift Rear Shock Absorbers
G-80	Locking Type (Anti-Spin) Differential
J-50	Power Brakes
JL2	Front Disc Brakes - Power
J-55	Heavy Duty Brakes (Police Usage)
K-30	Automatic Throttle Control (Cruise Control)
L-74	H.C. 350 Cu. In. V-8 4Bbl.
M-14	3 Speed Fully Synchronized H.D., Floor Shift
M-20	4 Speed Fully Synchronized, Wide Ratio, Floor Shift
M-21	4 Speed Close Ratio Synchronized, Floor Shift
M-31	Jetaway Transmission
M-38	Turbo Hydra-Matic Transmission (A Body Only)
M-40	Turbo Hydra-Matic Transmission
M-55	Auxiliary Oil Cooler, Automatic Transmission
N-10	Dual Exhaust System with L-74 and L-76
N-33	Tilt Steering Column (F-85)
N-37	Tilt and Telescope Steering Wheel (All Exc. F-85)
N-40	Power Steering
T-87	Cornering Lamp
U-15	Safety Sentinel
U-21	Rally Pack
U-80	Rear Seat Speaker
U-89	Trailer Hauling Wire Harness
W-30	Air Induction System (442)
W-31	Air Induction System (32, 36 and 4200)
W-34	Air Induction System (Toronado)
Y-72	Heavy Duty Engine Cooling

GENERAL SPECIFICATIONS

Series	F-85 Series 3100 Thru 4800 Series					Delta 88 (5400)	All Other 88"s 6400 6600	98"s 8400 and 8600	9400
	Standard Station Wagons	Vista-Cruiser	442	Coupes	Sedan				
Wheelbase	116"	121"	112"	112"	116"	124"	124"	127"	119"
Tread Width									
Front	59"	59"	59"	59"	59"	62.5"	62.5"	62.5"	63.5"
Rear	59"	59"	59"	59"	59"	63"	63"	63"	63"
Overall Length	212.6	217.6	201.9	201.9	205.9	218.6	218.6	224.4	214.8
Overall Width	76.8	77.2	76.2	76.2	76.8	79.9	79.9	80.0	78.8
Overall Height	55.2	58.6	52.8	52.8	53.5	55.5	55.5	55.8	52.8
Engine Displacement (Cu. In.)									
L-6	250	-	-	250	250				
V-8	350	350	400	350	350	350	455	455	455
Taxable Horsepower									
L-6	36			36	36				
V-8	52.7	52.7	47.9	52.7	52.7	52.7	54.4	54.4	54.4

PERIODIC MAINTENANCE

BATTERY

Check battery liquid level at each engine oil change interval or once a month whichever occurs first or more often, when refueling in hot weather. Level should reach the bottom of the split ring in the vent well. DO NOT OVERFILL.

Clean top of battery and terminals every 12,000 miles and check tightness of battery hold-down bolt. To properly clean battery:

A. Make sure vent plugs are closed tight.

Fisher Body



1969 SERVICE MANUAL

SECTION 1

GENERAL INFORMATION

INDEX

Subject	Page
Manual Description	1-1
Introduction	1-1
Index	1-1
Page and Figure Numbers	1-1
Reference Tabs	1-1
Text	1-1
Illustrations	1-1
Model Identification Chart	1-2
Model Identification	1-3
Introduction	1-3
Body Series Number	1-3
Body Style Identification	1-3
Body Style Name	1-3
Body Number Plate	1-4
Vehicle Identification Number	1-4
Lock Cylinder Coding	1-5
Five Bitting Level Lock Cylinder and Key	1-5
Cutting Keys	1-6
Replacement Lock Cylinders	1-6
Assembly and Coding Lock Cylinders	1-6
Assembly and Coding Glove and Console Compartment Lock Cylinders	1-7
Glass Polishing	1-8
Description	1-8
Glass Polishing Procedure	1-8
Wood Grain Transfer	1-9
Description	1-9
Removal	1-10
Installation	1-10
Paint Conditions	1-11
Introduction	1-11
Blistering	1-11
Blushing	1-11
Bull's-Eye	1-11
Line-Checking	1-12
Chemical Discoloration	1-12
Crazing	1-12
Dirt in Paint	1-13
Dry Spray	1-13
Etching	1-13
Fish-Eyes	1-13
Mottling	1-14
Off-Color	1-14
Excessive Orange Peel	1-14
Overspray	1-14
Pin-Holing	1-15
Rust Spots	1-15
Sand or File Marks	1-15
Sand Scratch Swelling	1-16
Sweat Out or Bloom	1-16
Thin Paint	1-16
Water Spotting	1-16
Wheel Burn	1-16
Special Body Service Tools	1-16

MANUAL DESCRIPTION

INTRODUCTION

This publication contains the essential removal, installation, adjustment and maintenance procedures for servicing all 1969 Fisher Body Styles. This information is current as of time of publication approval.

INDEX

The preceding page contains a "Table of Contents" which lists the section number and subject title of each main body area section. The first page in each main body area section has an index to the subjects included in that section. An alphabetic index covering the entire manual is located in section 18.

PAGE AND FIGURE NUMBERS

All page numbers and figure numbers consist of two sets of digits separated by a dash. The digits preceding the dash identify the main body area section. The digits following the dash represent the consecutive page number or figure number within the particular body area section.

REFERENCE TABS

The first page of each section is marked with a ready-reference black tab corresponding with the table of contents page.

TEXT

Unless otherwise specified, each service procedure covers all body styles. Procedures covering specific styles are identified by the style number, body series number, body type letter or similar designation. A description of these designations is covered in this section under "Model Identification".

ILLUSTRATIONS

Where possible, illustrations are placed in close proximity to the accompanying text and should be used as part of the text.

MODEL IDENTIFICATION CHART

Division	Sales Name	Body Type	Series	Styles
Chevrolet	Chevelle Nomad	A	13200	35-36
	Chevelle "300" Deluxe	A	13400	27-35-36-37-45-46-69-80
	Chevelle Malibu	A	13600	35-36-37-39-45-46-67-69-80
	Chevelle - Concours Estate	A	13800	35-36-45-46
	Biscayne	B	15400	11-36-69
	Bel Air	B	15600	11-36-46-69
	Impala	B	16400	36-37-39-46-47-67-69
	Caprice	B	16600	36-39-46-47
	Camaro	F	12400	37-67
	Chevy Nova	X	11400	27-69
	Corvair "500"	Z	10100	37
	Corvair Monza	Z	10500	37-67
Pontiac	Tempest	A	23300	27-69
	Tempest Custom	A	23500	27-35-36-37-39-67-69
	Tempest LeMans	A	23700	27-37-39-67
	Tempest Safari	A	23900	36
	Tempest GTO	A	24200	37-67
	Catalina	B	25200	36-37-39-46-67-69
	Executive	B	25600	37-39-36-46-69
	Bonneville	B	26200	37-39-46-67-69
	Firebird	F	22300	37-67
	Grand Prix	G	27600	57
Oldsmobile	F-85	A	33200	77
	Cutlass	A	33600	35-36-39-67-69-77-87
	Cutlass Supreme	A	34200	39-69-87
	442	A	34400	67-77-87
	Custom Vista-Cruiser	A	34800	55-56-65-66
	Delta 88	B	35400	37-39-67-69
	Delta Custom 88	B	36400	37-39-69
	Delta Royale 88	B	36600	47
	Ninety Eight	C	38400	39-57-67-69
	Ninety Eight Luxury	C	38600	39-69
	Toronado	E	39400	87
	Toronado Deluxe	E	39600	87
Buick	Special Deluxe	A	43300	27-69
	Special Deluxe	A	43400	35-36-37
	Skylark	A	43500	37-69
	Skylark Custom	A	44400	37-39-67-69
	Sport Wagon	A	44400	56-66
	GS 400	A	44600	37-67
	LeSabre	B	45200	37-39-69
	LeSabre Custom	B	45400	37-39-67-69
	Wildcat	B	46400	37-39-69
	Wildcat Custom	B	46600	37-39-67
	Electra "225"	C	48200	39-57-69
	Electra "225" Custom	C	48400	39-57-67-69
	Riviera	E	49400	87

MODEL IDENTIFICATION CHART (Cont'd.)

Division	Sales Name	Body Type	Series	Styles
Cadillac	Fleetwood Sixty Special	C	68000	69
	Fleetwood Brougham Sedan	C	68100	69
	Calais	C	68200	47-49
	DeVille	C	68300	47-49-67-69
	Fleetwood Seventy-Five	D	69700	23-33
	Eldorado	E	69300	47
GM of Canada Acadian and Beaumont	Acadian	X	71400	27-69
	Beaumont	A	73200	35-36
	Deluxe	A	73400	27-37-69
	Custom	A	73600	35-36-37-39-67-69
GM of Canada Pontiac	Strato Chief	B	75400	36-37-69
	Laurentian	B	75600	36-37-46-69
	Parisienne	B	76400	36-37-39-46-67-69
	2 + 2	B	76800	37-67
	Grande Parisienne	B	76600	36-37-39-46

MODEL IDENTIFICATION

INTRODUCTION

Due to the variety of body styles available, certain body styles have been grouped in this publication as an aid to identification. These group designations may be used individually or in various combinations. In addition to the model identification chart, an explanation of the principal categories follows:

BODY SERIES NUMBER

The body series number may be used to indicate three possibilities:

Division - first digit and four zeros (ex. 10000 Chevrolet; 20000 Pontiac).

Division and Car Line - first two digits and three zeros (ex. 33000 Oldsmobile F-85; 45000 Buick LeSabre).

Division, Car Line and Style Group - First three digits and two zeros (ex. 25200 Catalina; 25600 Executive).

BODY STYLE IDENTIFICATION

The last two digits of the body series number indicate body style type as follows:

STYLE	DESCRIPTION
11	2-Door - Notch Back - Pillar Sedan
23	4-Door - Limousine with Auxiliary Seat
27	2-Door - Notch Back - Pillar Coupe
33	4-Door - Limousine with Auxiliary Seat and Center Partition Window
35	4-Door - Station - 2 Seat - Single Acting Tailgate
36	4-Door - Station Wagon - 2 Seat - Dual Acting Tailgate
37	2-Door - Notch Back - Hardtop Coupe
39	4-Door - Notch Back - Hardtop (4 Window) Sedan
45	4-Door - Station Wagon - 3 Seat - Single Acting Tailgate
46	4-Door - Station Wagon - 3 Seat - Dual Acting Tailgate
47	2-Door - Notch Back - Hardtop Coupe
49	4-Door - Notch Back - Hardtop (4 Window) Sedan
55	4-Door - Station Wagon - 2 Seat - Single Acting Tailgate
56	4-Door - Station Wagon - 2 Seat - Dual Acting Tailgate
57	2-Door - Notch Back - Hardtop Coupe
65	4-Door - Station Wagon - 3 Seat - Single Acting Tailgate
66	4-Door - Station Wagon - 3 Seat - Dual Acting Tailgate
67	2-Door - Convertible Coupe
69	4-Door - Notch Back - Pillar (4 Window) Sedan
77	2-Door - Plain Back Pillar Coupe
87	2-Door - Plain Back - Hardtop Coupe
80	2-Door - Pick-Up Delivery

BODY STYLE NAME

Body style names are used for group classification

as follows (style numbers suffix shown in brackets):

Closed Style
- Two-door sedan (11)
- Two-door coupe (27,77)
- Four-door sedan (69)
- Limousine (23,33)

Hardtop
- Sport coupe hardtop (37, 47, 57, 87)
- Sedan hardtop (39, 49)

Station Wagon
- Station wagon two seat (35-36, less skylight; 55-56 with skylight)
- Station wagon three seat (45-46 less skylight; 65-66 with skylight)

Convertible Coupe (67)

Sedan Delivery (80)

BODY NUMBER PLATE

The body number plate identifies the model year, car division, series, style, body assembly plant, body number, trim combination, paint code and date build code (Figs. 1-1 and 1-2). On Corvair styles the body number plate is attached to the left side of the motor compartment cross rail. On Cadillac "C & D" styles, the plate is located on the left upper portion of the horizontal surface of the shroud. On all other cars, the plate is located on the left upper portion of the vertical surface of the shroud.

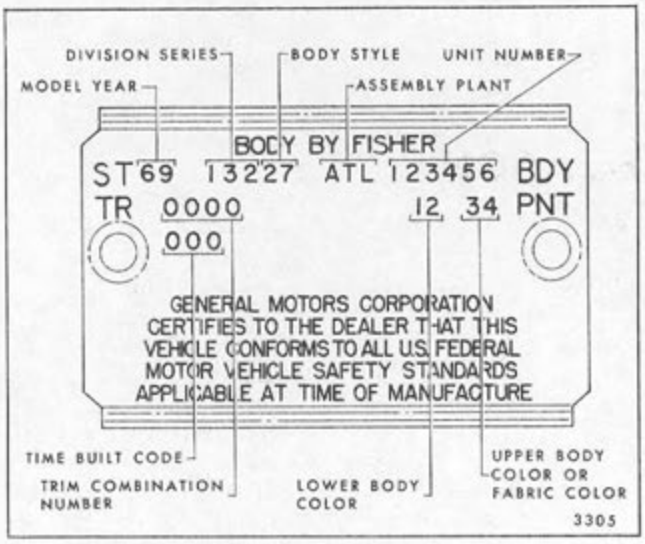

Fig. 1-1—Body Number Plate - U.S. Models

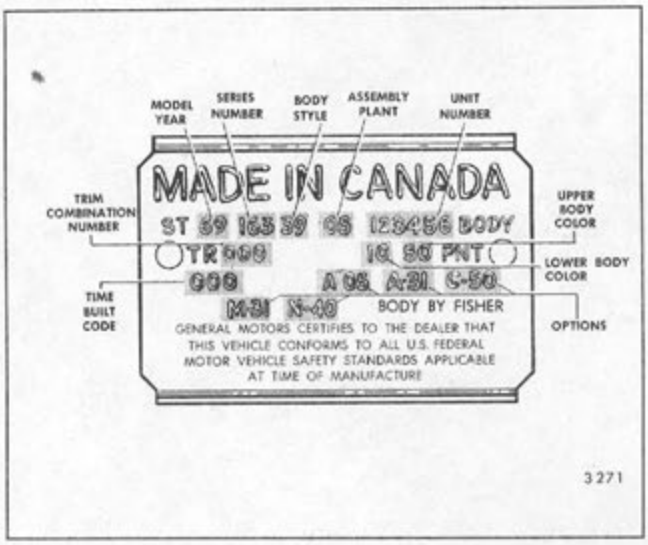

Fig. 1-2—Body Number Plate - Canadian Models

VEHICLE IDENTIFICATION NUMBER

The Vehicle Identification Number (serial number) is located on the left horizontal surface of the instrument panel which is visible from outside the car. Figure 1-3 shows a typical installation.

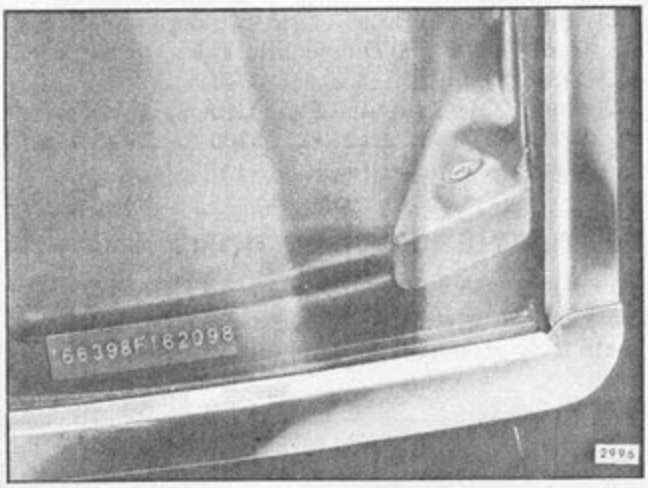

Fig. 1-3—Typical Vehicle Identification Number